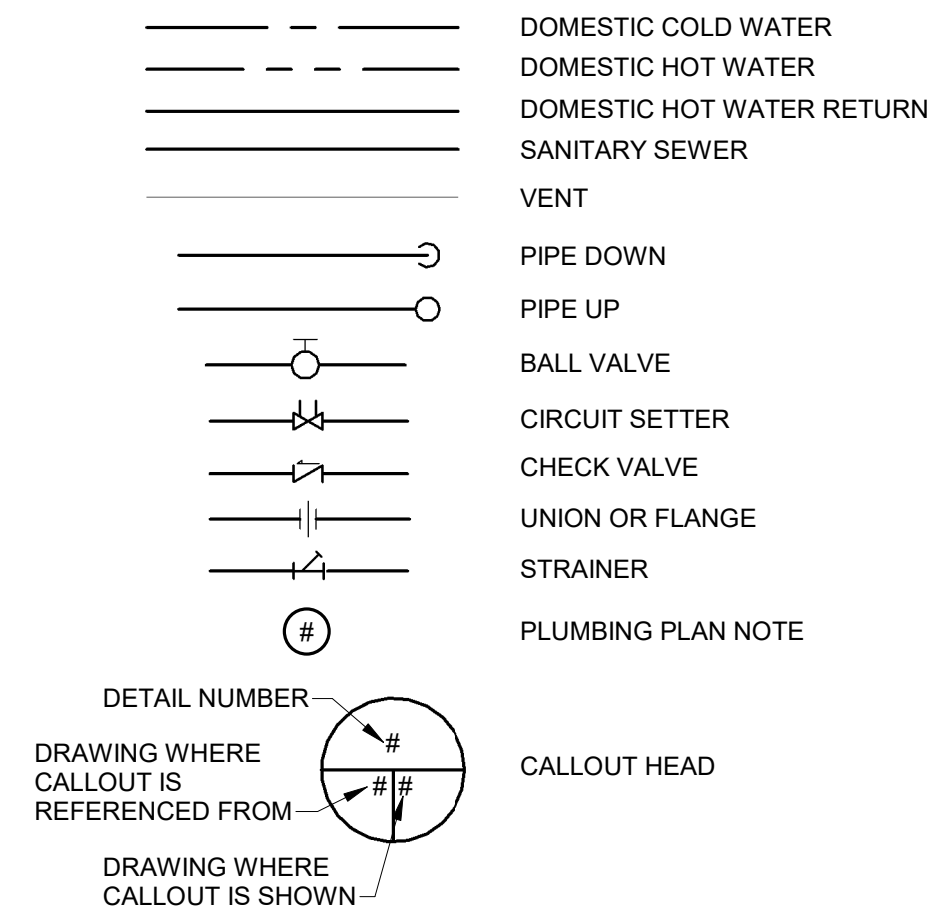


**LEGEND**




**ABBREVIATIONS**

ABV	ABOVE
AFF	ABOVE FINISHED FLOOR
ASJ	ALL SERVICE JACKET
CLG	CEILING
CLG.CAB	CEILING CABINET (FAN TYPE)
CO	CLEANOUT
CS	CIRCUIT SETTER
CV	CHECK VALVE
CW	DOMESTIC COLD WATER
DEG. F	DEGREES FAHRENHEIT
DN	DOWN
EWC	ELECTRIC WATER COOLER
EWB	ELECTRIC WATER HEATER
FD	FLOOR DRAIN
FR	FROM
FSK	FOIL SCRIM KRAFT
GA	GALVE
GND	GROUND
GPH	GALLONS PER HOUR
GPM	GALLONS PER MINUTE
HB	HOSE BIBB
HP	HORSEPOWER
HW	DOMESTIC HOT WATER
HWR	DOMESTIC HOT WATER RETURN
LPG	LIQUIFIED PETROLEUM GAS
LVG	LEAVING
MAX	MAXIMUM
MFR	MANUFACTURER
MIN	MINIMUM
NC	NORMALLY CLOSED
NO	NORMALLY OPEN
NTS	NOT TO SCALE
OPG	OPENING
PDI	PLUMBING & DRAINAGE INSTITUTE
SAN	SANITARY SEWER
VTR	VENT THROUGH ROOF
W	WITH
WH	WALL HYDRANT
WHA	WATER HAMMER ARRESTOR
WRT	WROUGHT
WW	WELL WATER

**GENERAL NOTES:**

- A. INSTALLATION SHALL BE IN STRICT ACCORDANCE WITH THE UNIFORM STATEWIDE BUILDING CODE, INCLUDING REFERENCED CODES AND STANDARDS AND IN ACCORDANCE WITH MANDATES OF THE LOCAL BUILDING OFFICIALS.
- B. THE GENERAL ARRANGEMENT AND LOCATIONS OF PIPING, FIXTURES, ETC. ARE INDICATED BY THE DRAWINGS AND SHALL BE INSTALLED IN ACCORDANCE THEREWITH, WITH THE EXCEPTION OF SUCH CHANGES AS MAY BE REQUIRED ON ACCOUNT OF OTHER TRADES. CONTRACTOR SHALL COORDINATE WORK WITH INSTALLATION OF OTHER SUBCONTRACTORS.
- C. PLUMBING WORK SHALL BE COORDINATED WITH THE CONTRACTOR AS TO SCHEDULING, DIMENSIONING AND LOCATION OF EQUIPMENT.
- D. MAJOR ITEMS ARE SHOWN ON THE PLANS. THE CONTRACTOR SHALL BE RESPONSIBLE FOR ALL INCIDENTAL ITEMS REQUIRED TO PROVIDE A COMPLETE AND FUNCTIONAL SYSTEM.
- E. SUBSTITUTION FOR SPECIFIED ITEMS SHALL BE BORNE BY THE CONTRACTOR.
- F. ALL REQUIRED WALL OR FLOOR OPENINGS SHALL BE COORDINATED WITH THE CONTRACTOR.
- G. ALL PIPING SHALL BE ABOVE CEILING UNLESS INDICATED OTHERWISE.
- H. ALL EQUIPMENT SHALL BE WIPE CLEAN, REMOVING ALL TRACES OF OIL, DIRT, OR PAINT SPOTS.
- I. PROVIDE SUPPORTS TO RIGIDLY ATTACH ALL EQUIPMENT, APPURTENANCES AND PIPE AS REQUIRED FOR SUPPORT. PRIOR TO INSTALLATION OF HANGERS AND INSERTS, THE CONTRACTOR SHALL COORDINATE LOCATIONS AND EQUIPMENT TO MINIMIZE CONFLICTS WITH OTHER BUILDING SYSTEMS.
- J. CONTRACTOR SHALL MAKE FINAL CONNECTIONS TO ALL EQUIPMENT INDICATED TO BE FURNISHED BY OTHERS.
- K. ALL PIPE OF THE SAME SIZE SHALL BE OF THE SAME MATERIAL.
- L. SLOPE ALL DRAIN LINES 1/4 INCH PER FOOT MINIMUM FOR SIZES LESS THAN 4 INCHES. SLOPE 1/8 INCH PER FOOT SIZES 4 INCHES AND LARGER UNLESS INDICATED OTHERWISE BY INVERTS ON DWGS.
- M. SOIL, WASTE AND VENT PIPING LOCATED BELOW GRADE SHALL BE MINIMUM 2 INCHES.
- N. VENTS SHALL EXTEND 12 INCHES ABOVE ROOF. ROOF FLASHING SHALL BE COORDINATED BY THE CONTRACTOR.
- O. DOMESTIC HOT AND COLD WATER PIPING SHALL BE 1/2 INCH SIZE UNLESS INDICATED OTHERWISE.
- P. BALL VALVES MAY BE USED IN LIEU OF GATE VALVES 2 INCHES OR SMALLER.
- Q. ALL EXPOSED FIXTURE SUPPLIES AND WASTE LINES SHALL BE CHROME PLATED.
- R. INSULATE ALL STORM WATER PIPING IN BUILDING INCLUDING BOTTOM SIDE OF ROOF DRAINS.
- S. COORDINATE LOCATION OF FLOOR DRAINS AND FLOOR CLEANOUTS WITH ARCHITECTURAL PLANS.




**ARCHITECTURAL PARTNERS**

10 9th Street  
Lynchburg, Virginia 24504  
p:434-846-8456  
f:434-846-4534  
www.architecturalpartners.com

BOTETOURT COUNTY  
NEW CIRCUIT COURTHOUSE

1 WEST MAIN ST. #120, FINCASTLE, VA 24090 PROJECT NO.: 24131

BID SET



WRITTEN DIMENSIONS ON THESE DRAWINGS SHALL TAKE PRECEDENCE OVER SCALED DIMENSIONS. CONTRACTORS SHALL VERIFY AND BE RESPONSIBLE FOR ALL DIMENSIONS AND CONDITIONS ON THE JOB AND THIS OFFICE MUST BE NOTIFIED OF ANY VARIATIONS FROM THE DIMENSIONS AND CONDITIONS SHOWN BY THESE DRAWINGS.

DATE: 2024-10-18  
DESIGNED: CLS/WJC  
DRAWN: WJC  
CHECKED: CLS  
REVISIONS:

LEGEND,  
ABBREVIATIONS  
AND  
GENERAL  
NOTES

P0.01



904 Lakeside Drive, Lynchburg VA 24501  
434-846-1350 Fax: 434-846-1351


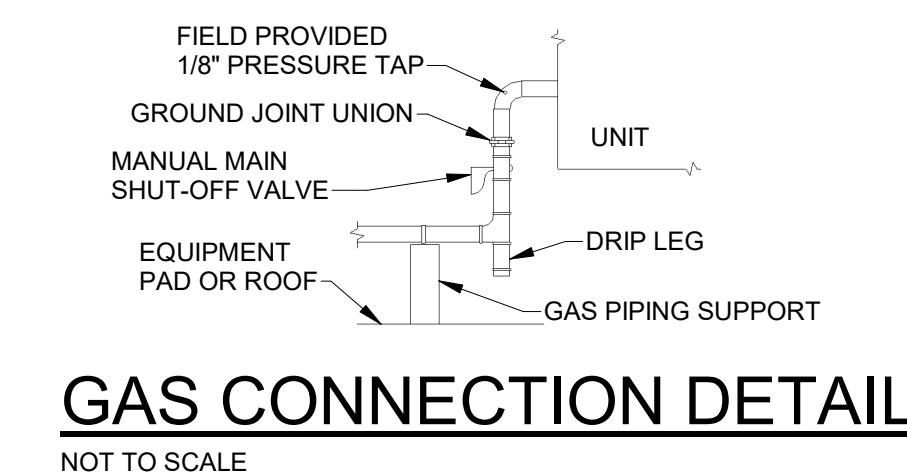
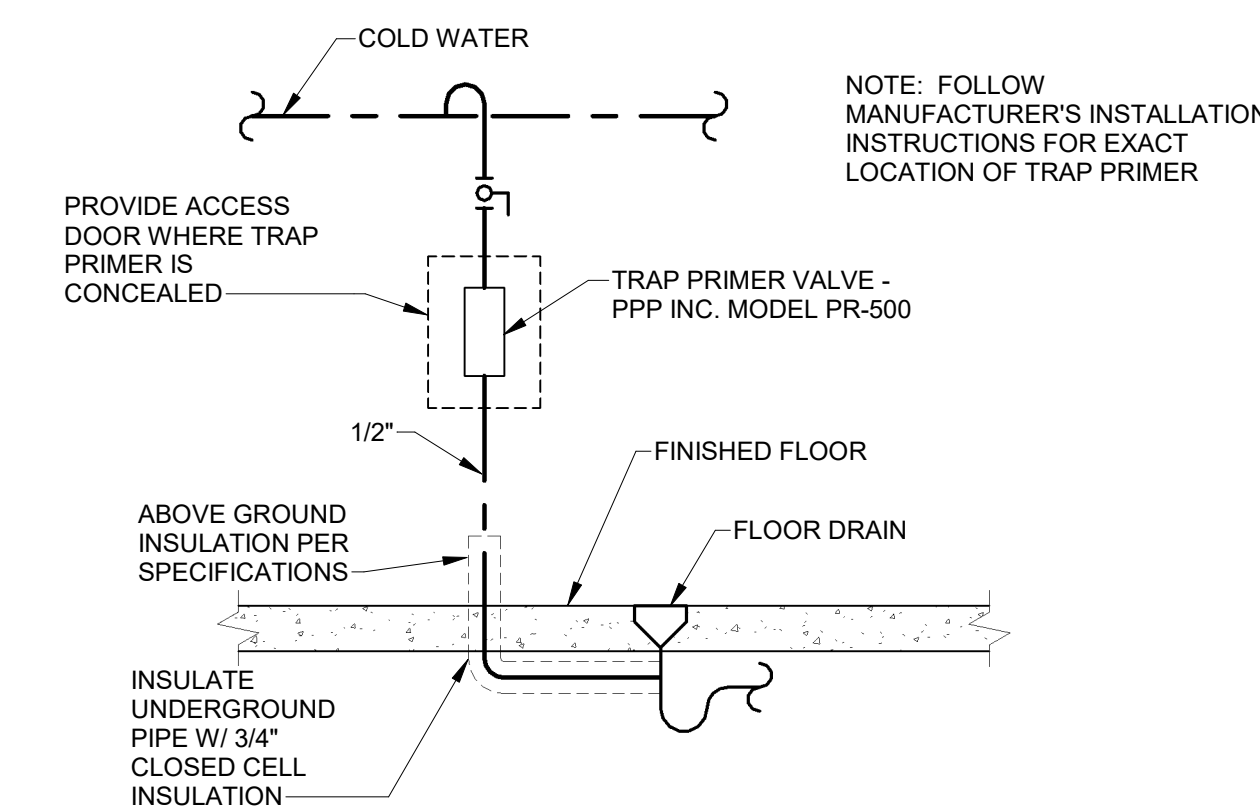
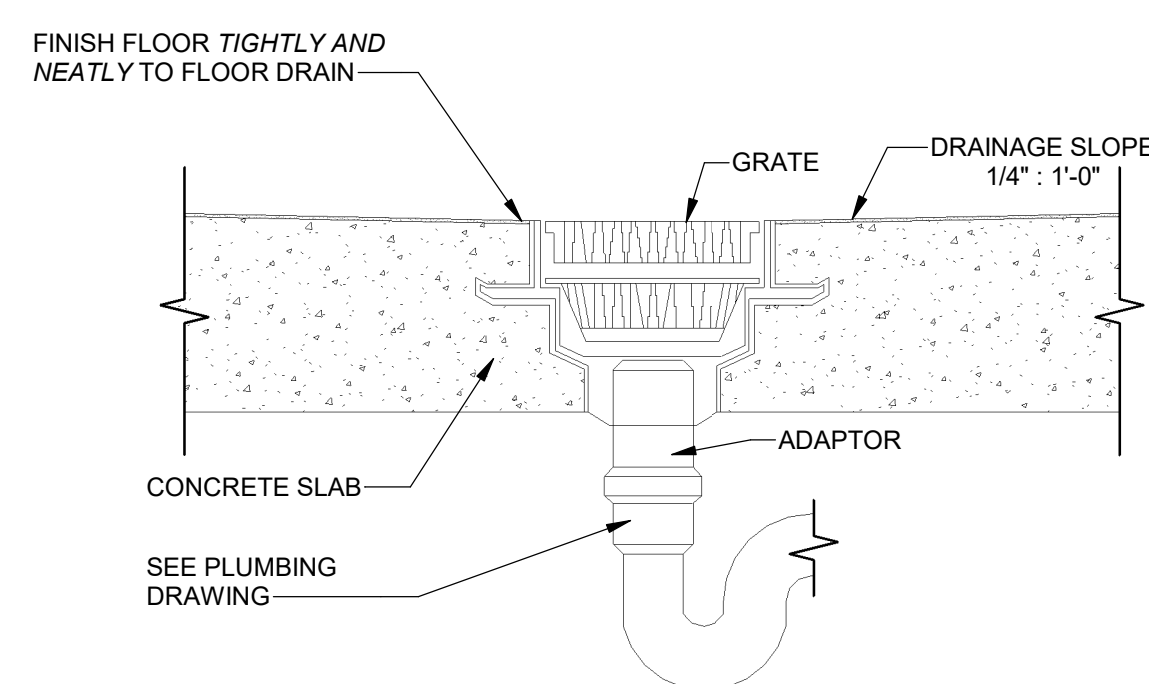
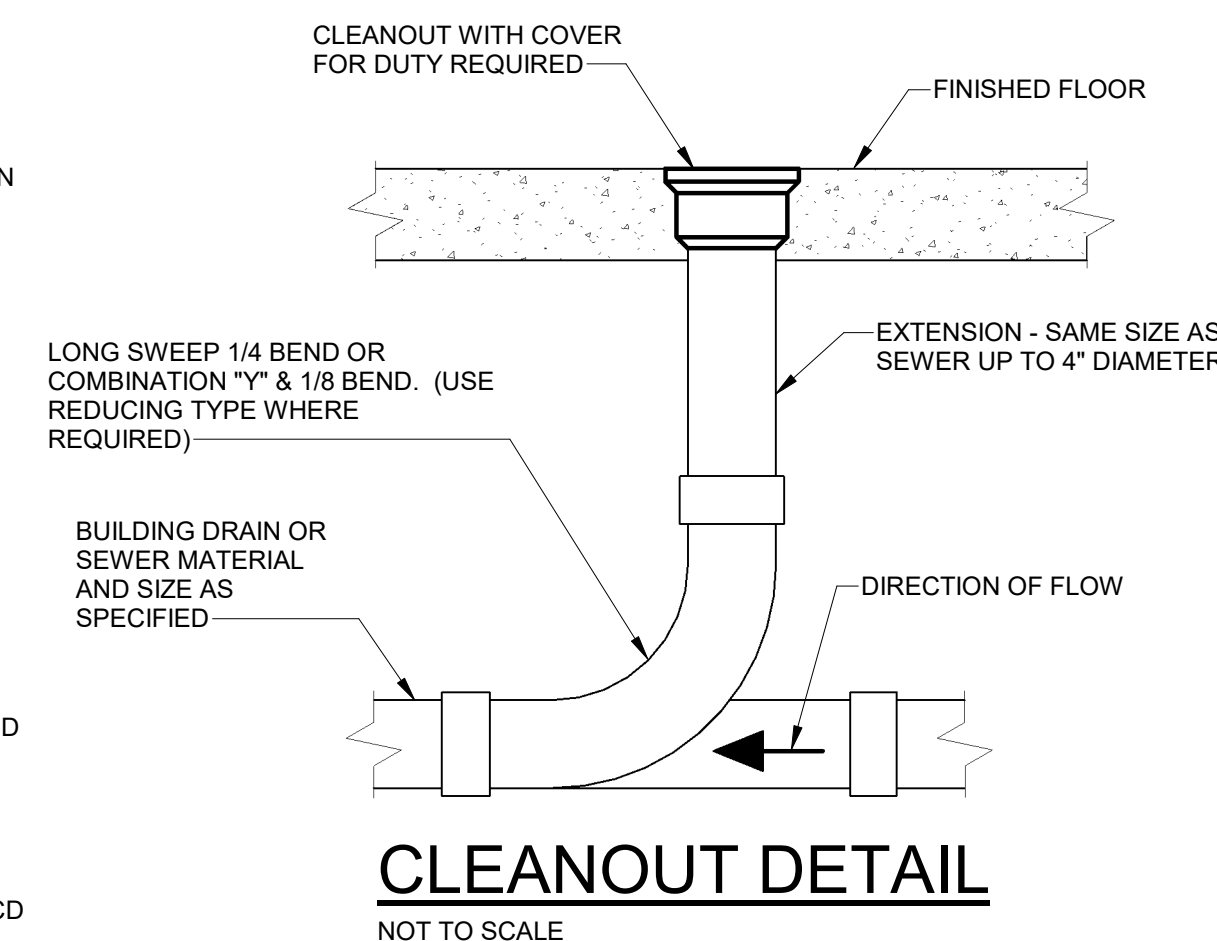
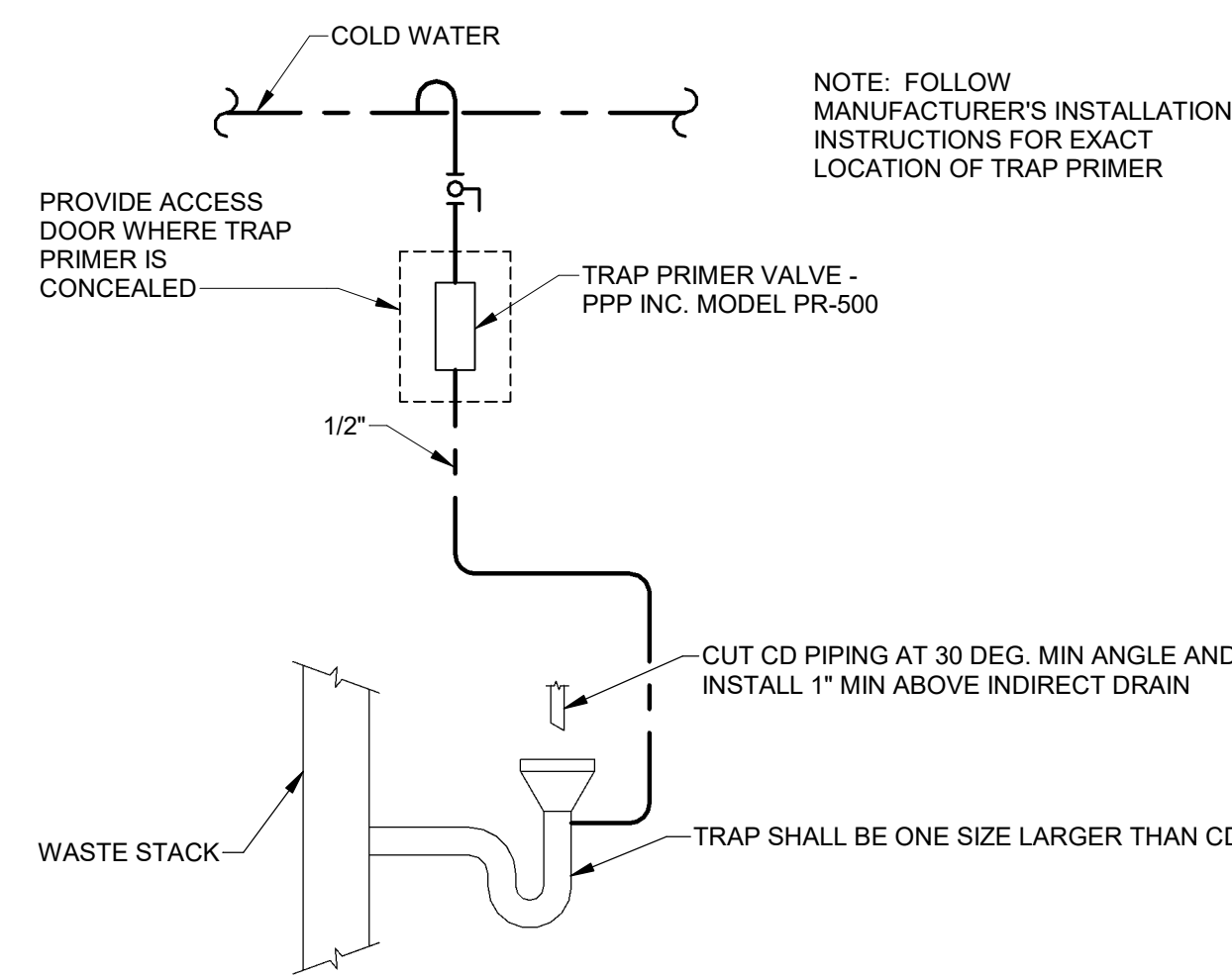
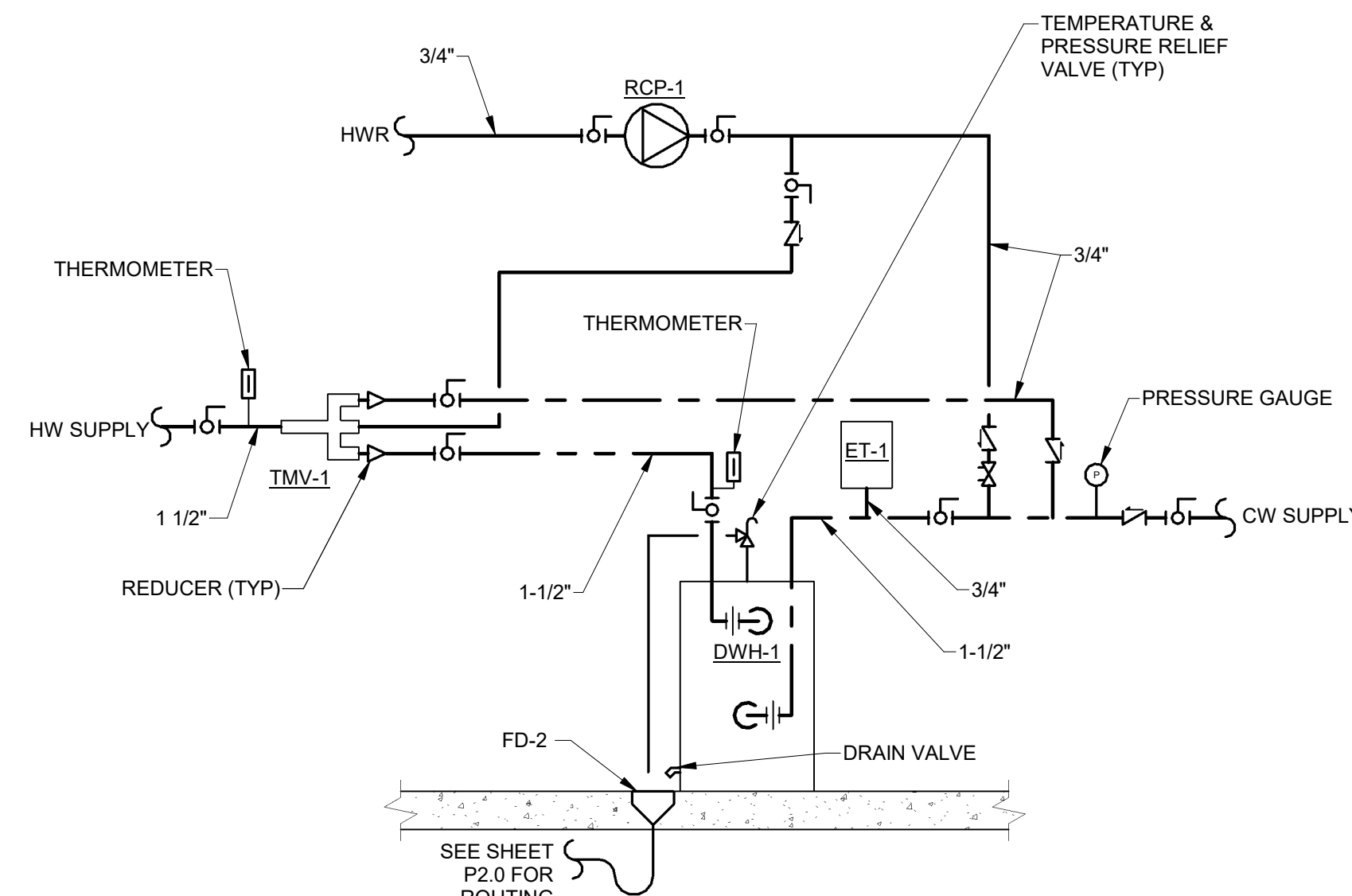
CCH

## PLUMBING FIXTURE SCHEDULE

DESIGNATION	FIXTURE	MANUFACTURER & MODEL	SIZE	SUPPLY FITTINGS AND STOPS	TRAP	CARRIER	REMARKS & ACCESSORIES	CONNECTION SIZES		
								WASTE	HOT	COLD
P-1	WATER CLOSET	AMERICAN STANDARD 3641.001	-	-	INTEGRAL	FLOOR MOUNTED	FLUSH VALVE: SLOAN MODEL G2 8111-1.6 SEAT: AMERICAN STANDARD 5901.100	4"	-	1"
P-2	LAVATORY	AMERICAN STANDARD 0355.012	20 1/2" X 18 1/4"	3/8" ANGLE STOPS	1 1/2" 17 GA P-TRAP	WALL MOUNTED	FAUCET: SLOAN OPTIMA MODEL ETF600-LT-BA CP ELECTRONIC FAUCET	1 1/2"	1/2"	1/2"
P-3	LAVATORY	AMERICAN STANDARD 0491.019	19-1/8" ROUND	3/8" ANGLE STOPS	1 1/2" 17 GA P-TRAP	COUNTER MOUNTED	FAUCET: SLOAN OPTIMA MODEL ETF600-LT-BA CP ELECTRONIC FAUCET	1 1/2"	1/2"	1/2"
P-4	URINAL	AMERICAN STANDARD 6590.001	ADA	-	INTEGRAL	WALL MOUNTED	FLUSH VALVE: SLOAN MODEL G2 8186-0.5	2"	-	3/4"
P-5	SINK	ELKAY/DAYTON D11719	17" X 19"	3/8" ANGLE STOPS	1 1/2" 17 GA P-TRAP	COUNTER MOUNTED	FAUCET: ZURN Z812B4-XL GOOSENECK WATER SENSE WITH WRIST BLADE HANDLES DRAINS AND STRAINERS: ELKAY LK35B	1 1/2"	1/2"	1/2"
P-6	JANITOR SINK	FIAT TSBC1610	24" X 24"	-	3" P-TRAP	FLOOR MOUNTED	WITH FIAT 830AA WITH MODEL 832AA HOSE & HOSE BRACKET, STAINLESS STEEL MOP HANGER & MODEL MSG2424 WALL GUARDS. FAUCET: T&S BRASS B-0665-BSTR WITH 1/4 TURN CERAMIC CARTRIDGES WITH CHECK VALVES AND BUILT-IN SERVICE STOPS	3"	1/2"	1/2"
P-7	ELECTRIC WATER COOLER	MURDOCK A172408S-UG-VR-D1-BF2S	BI-LEVEL	3/8" ANGLE STOPS	1 1/2" 17 GA P-TRAP	WALL MOUNTED	HANDS-FREE HIGH/LOW WATER COOLER WITH BOTTLE FILLER. PROVIDE W/STAINLESS STEEL FINISH, BOTTLE FILLER W/SENSOR OPERATION AND CONCEALED SUPPORT CARRIER OPTION.	1 1/2"	-	1/2"
P-8	PENAL FIXTURES	ACORN 1449FA-2	ADA	-	INTEGRAL	FLOOR/WALL MOUNTED	FLUSH VALVE: INTEGRAL HYDRAULIC PROVIDE LEFT/RIGHT LAV CONFIGURATION PER PLANS	4"	1"	1"
P-9	SHOWER	MODEL S4839A ONE-PIECE ROLL-IN SHOWER WITH REINFORCING BOTTOM PLATE, SLIP RESISTANT FINISH, SEAT, GRAB BARS AND CENTERED DRAIN	48" X 38 3/4" X 79 1/4"	1/4 TURN STOPS IN SHOWER VALVE ASSEMBLY	3" P-TRAP	FLOOR MOUNTED	CHROME-PLATED SINGLE HANDLE SHOWER VALVE, HAND-HELD WATERSENSE SLIDE BAR MOUNTED SHOWER WITH ADA ADJUSTABLE SHOWER MOUNT ADJUSTMENT AND ADJUSTABLE HOSE. INSTALL BRASS WASTE WITH CHROME-PLATED ROUND DRAIN GRATING.	3"	1/2"	1/2"
P-10	JANITOR SINK	FIAT TSB3000	24" X 24"	-	3" P-TRAP	FLOOR MOUNTED	WITH FIAT 830AA WITH MODEL 832AA HOSE & HOSE BRACKET, STAINLESS STEEL MOP HANGER & MODEL MSG2424 WALL GUARDS. FAUCET: T&S BRASS B-0665-BSTR WITH 1/4 TURN CERAMIC CARTRIDGES WITH CHECK VALVES AND BUILT-IN SERVICE STOPS	3"	1/2"	1/2"
P-11	LAVATORY	BRADLEY LVOD2 VERGE WITH TWO WASHBARS INCLUDING TOUCH-FREE SOAP, WATER AND HAND DRYER	ADA 60" X 21"	1/2" ANGLE STOPS	1 1/2" P-TRAP	WALL MOUNTED	SINGLE TROUGH LAVATORY BASIN WITH CUSTOM SIDE COUNTERS WITH TRASH RECEPTACLE HOLES PER ARCHITECTURAL PLANS. INSTALL 120V/1PH/60 HZ, 20 AMP GFI PROTECTED OUTLET AS REQUIRED	1 1/2"	1/2"	1/2"
P-12	LAVATORY	BRADLEY LVOD3 VERGE WITH THREE WASHBARS INCLUDING TOUCH-FREE SOAP, WATER AND HAND DRYER	ADA 90" X 21"	1/2" ANGLE STOPS	1 1/2" P-TRAP	WALL MOUNTED	SINGLE TROUGH LAVATORY BASIN WITH CUSTOM SIDE COUNTERS WITH TRASH RECEPTACLE HOLES PER ARCHITECTURAL PLANS. INSTALL 120V/1PH/60 HZ, 20 AMP GFI PROTECTED OUTLET AS REQUIRED	1 1/2"	1/2"	1/2"

## MISCELLANEOUS EQUIPMENT SCHEDULE

MARK	DESCRIPTION																		
		DWH-1	DOMESTIC WATER HEATER - BRADFORD-WHITE EF-60T-150E-3N WITH 60 GALLON TANK, 150 MBH INPUT, 167 GPH RECOVERY AT 100 DEG F RISE, NATURAL GAS-FIRED, DIRECT VENT CLOSED COMBUSTION.																
ET-1	THERMAL EXPANSION TANK - AMTROL MODEL ST-12-C WITH 3.2 GALLONS ACCEPTANCE VOLUME.																		
FCO	FLOOR CLEANOUT - JOSAM 55000 SERIES. LINE SIZED.																		
FD-1	3" FLOOR DRAIN - JOSAM 30000-S SERIES CAST IRON FLOOR DRAIN, STAINLESS STEEL TOP WITH 1/2" TRAP PRIMER CONNECTION.																		
FD-2	6" FLOOR DRAIN - JOSAM 30000-S SERIES CAST IRON FLOOR DRAIN, STAINLESS STEEL TOP WITH 1/2" TRAP PRIMER CONNECTION.																		
FD-3	8" FLOOR DRAIN - JOSAM 30000-S SERIES CAST IRON FLOOR DRAIN, STAINLESS STEEL TOP WITH 1/2" TRAP PRIMER CONNECTION.																		
HB	HOSE BIBB - ZURN SC8-4, 3/4" FEMALE NPT REGULAR PATTERN WITH VACUUM BREAKER																		
IMB	ICE MAKER CONNECTION BOX - OATEY MODEL I2K LOW LEAD WITH PLASTIC FACEPLATE AND QUARTER-TURN BRASS BALL VALVE.																		
OS	OIL SEPARATOR - JOSAM 60505B, DRAW-OFF, GRAVITY TYPE, EPOXY COATED FABRICATED STEEL OIL SEPARATOR, THREADED CONNECTIONS, INTERNAL TRAP, SEDIMENT BUCKET, TWO-VENT CONNECTIONS ON EACH SIDE, GASKETED NON-SKID COVER AND FLOW-CONTROL FITTING. RATED FOR 20 GPM.																		
RCP-1	RECIRCULATION PUMP - LEAD-FREE BRONZE BODIED SYSTEM LUBRICATED CIRCULATOR, BELL AND GOSSET MODEL NBF-10S/LW, 12.5 FT. HEAD, 2.0 GPM, 52 WATTS, SINGLE-PHASE, 115V, 2800 RPM																		
RD-1 & OD-1	4" ROOF DRAIN AND OVERFLOW DRAIN COMBINATION - JR SMITH MFG. CO. 1851.																		
RD-2 & OD-2	6" ROOF DRAIN AND OVERFLOW DRAIN COMBINATION - JR SMITH MFG. CO. 1851.																		
RH-1	FREEZELESS ROOF HYDRANT - WOODFORD MODEL RHY1-MS.																		
RPZ-1	3" REDUCED PRESSURE ZONE ASSEMBLY - WATTS SERIES LF-909, PROVIDE WITH AIR GAP, UL/FM OUTSIDE STEM & YOKE RESILIENT SEATED GATE VALVES, AND FDA EPOXY COATED STRAINER																		
RPZ-2	HVAC HYDRONIC SYSTEM MAKE-UP LINE. 3/4" REDUCED PRESSURE ZONE ASSEMBLY - WATTS MODEL LF909. PROVIDE WITH AIR GAP, QUARTER-TURN BALL VALVES, AND STRAINER.																		
TMV-1	THERMOSTATIC MIXING VALVE - LEONARD MODEL TM-1520B-LF-DT WITH 1-1/4" INLETS AND 1-1/2" OUTLET.																		
TPV	TRAP PRIMER VALVE - PRECISION PLUMBING PRODUCTS PR-500 WITH 1/2" COPPER LINE. PROVIDE DISTRIBUTION UNIT TO SERVE TWO FLOOR DRAINS WHERE NECESSARY.																		
WCO	WALL CLEANOUT - JOSAM 58600-CO SERIES.																		
WH	FREEZELESS WALL HYDRANT - WOODFORD MODEL B65.																		
WHA-X*	SHOCK ABSORBER, JOSAM SERIES 75000-S. <table style="font-size: small; border: none;"> <tr> <td>MODEL NUMBER</td> <td>75000-S</td> <td>75001-S</td> <td>75002-S</td> <td>75003-S</td> <td>75004-S</td> </tr> <tr> <td>P.D.I.</td> <td>AA</td> <td>A</td> <td>B</td> <td>C</td> <td>D</td> </tr> <tr> <td>FIXTURE UNITS</td> <td>1</td> <td>1-11</td> <td>12-32</td> <td>33-60</td> <td>61-113</td> </tr> </table>	MODEL NUMBER	75000-S	75001-S	75002-S	75003-S	75004-S	P.D.I.	AA	A	B	C	D	FIXTURE UNITS	1	1-11	12-32	33-60	61-113
MODEL NUMBER	75000-S	75001-S	75002-S	75003-S	75004-S														
P.D.I.	AA	A	B	C	D														
FIXTURE UNITS	1	1-11	12-32	33-60	61-113														



**ARCHITECTURAL PARTNERS**


10 9th Street  
Lynchburg, Virginia 24504  
p:434-546-8456  
f:434-846-4534  
www.architecturalpartners.com

**BOTETOURT COUNTY  
NEW CIRCUIT COURTHOUSE**

PROJECT NO.: 24131

1 WEST MAIN ST. #120, FINCASTLE, VA 24090

BID SET




WRITTEN CONDITIONS ON THESE DRAWINGS SHALL TAKE PRECEDENCE OVER SCALED DIMENSIONS. CONTRACTORS SHALL VERIFY AND BE RESPONSIBLE FOR ALL DIMENSIONS AND CONDITIONS ON THE JOB AND THIS OFFICE MUST BE NOTIFIED OF ANY DISCREPANCIES WITH THE DIMENSIONS AND CONDITIONS SHOWN BY THESE DRAWINGS.

DATE: 2024-10-18  
DESIGNED: CLS/WJC  
DRAWN: WJC  
CHECKED: CLS  
REVISIONS:

**SCHEDULES AND DETAILS**




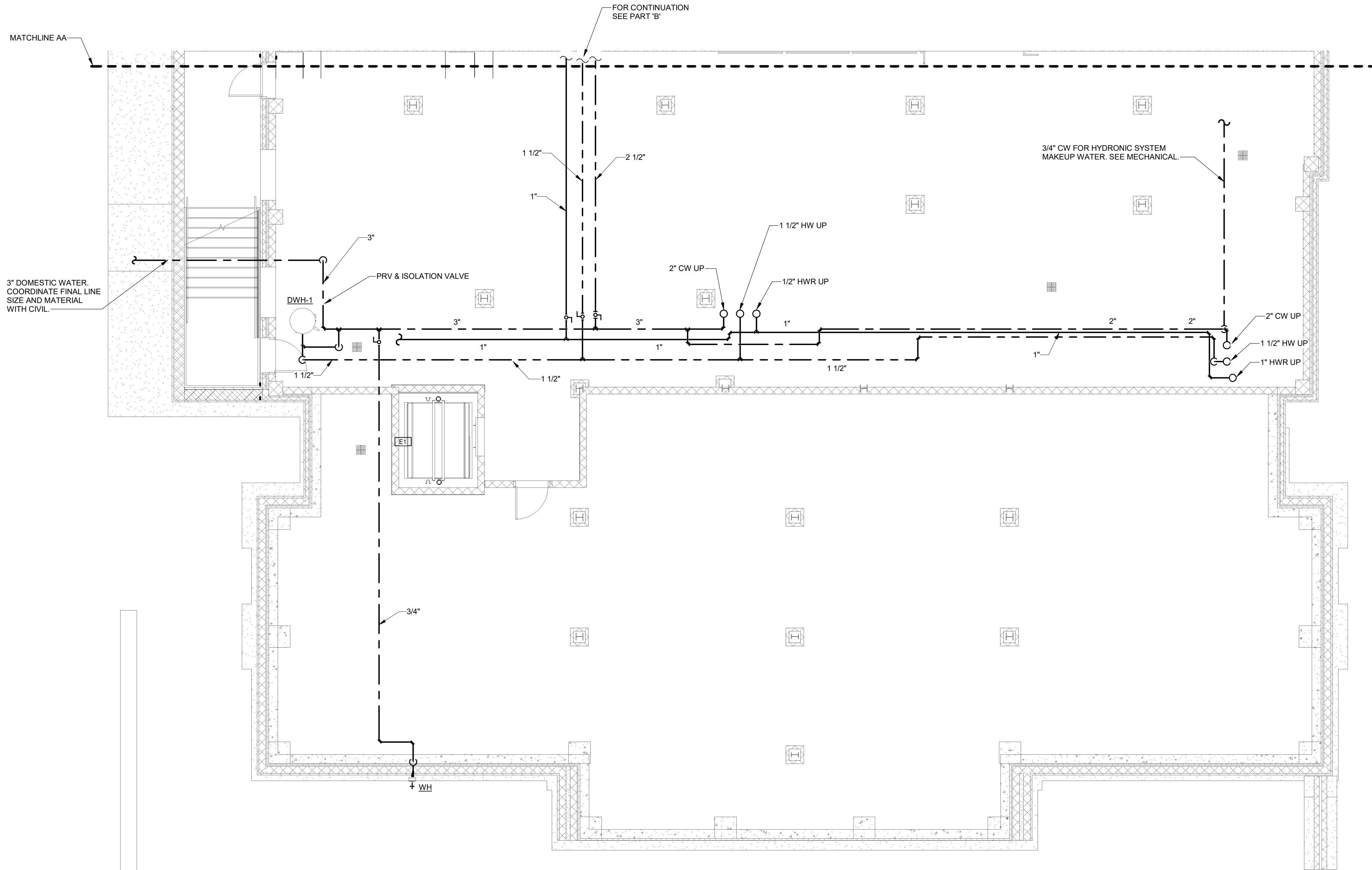
**P0.02**



ARCHITECTURAL PARTNERS

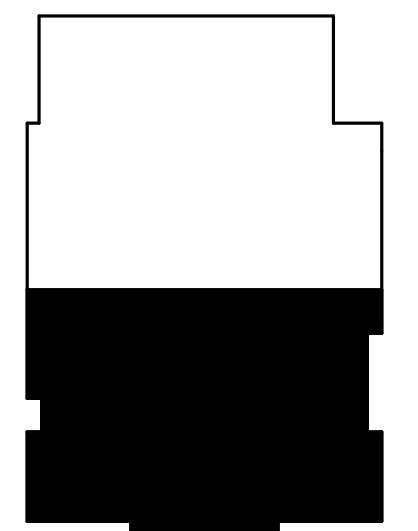
10 9th Street  
Lynchburg, Virginia 24504  
P: 434-846-8456  
F: 434-846-4534  
www.architecturalpartners.com

BOTETOURT COUNTY  
NEW CIRCUIT COURTHOUSE  
1 WEST MAIN ST. #120, FINCASTLE, VA 24090 PROJECT NO.: 24131




HOT AND COLD WATER BASEMENT FLOOR PLAN PART A

3/16" = 1'-0"




KEY PLAN



**MASTER**  
ENGINEERS & DESIGNERS  
904 Lakeside Drive, Lynchburg VA 24501  
434-846-1350 Fax: 434-846-1351

BID SET




WRITTEN DIMENSIONS ON THESE DRAWINGS SHALL TAKE PRECEDENCE OVER SCALED DIMENSIONS. CONTRACTORS SHALL VERIFY DIMENSIONS AND CONDITIONS ON THE JOB AND THIS OFFICE MUST BE NOTIFIED OF ANY VARIATIONS FROM THE DIMENSIONS AND CONDITIONS SHOWN BY THESE DRAWINGS.

DATE: 2024-10-18  
DESIGNED: CLS/WJC  
DRAWN: WJC  
CHECKED: CLS  
REVISIONS:

HOT AND COLD WATER BASEMENT FLOOR PLAN PART A

P1.01.a



ARCHITECTURAL PARTNERS

10 9th Street  
Lynchburg, Virginia 24504  
P: 434-846-8456  
F: 434-846-4534  
www.architecturalpartners.com

BOTETOURT COUNTY  
NEW CIRCUIT COURTHOUSE  
1 WEST MAIN ST. #120, FINCASTLE, VA 24090 PROJECT NO.: 24131

BID SET

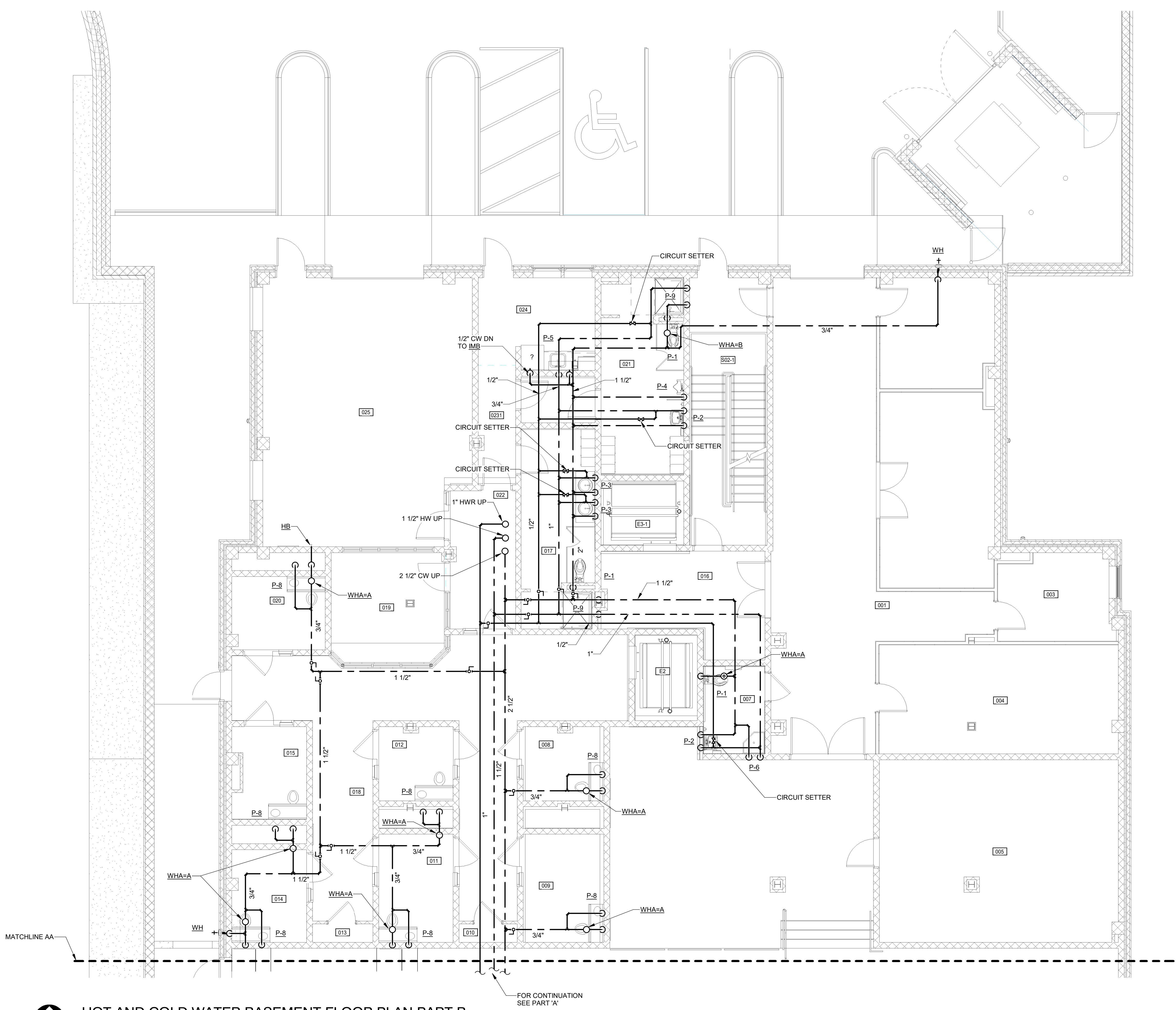


WRITTEN DIMENSIONS ON THESE DRAWINGS SHALL TAKE PRECEDENCE OVER SCALED DIMENSIONS. CONTRACTORS SHALL VERIFY DIMENSIONS AND CONDITIONS ON THE JOB AND THIS OFFICE MUST BE NOTIFIED OF ANY VARIATIONS FROM THE DIMENSIONS AND CONDITIONS SHOWN BY THESE DRAWINGS.

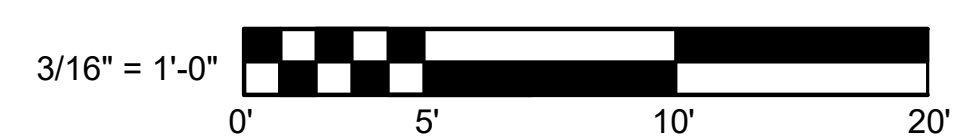
DATE: 2024-10-18  
DESIGNED: CLS/WJC  
DRAWN: WJC  
CHECKED: CLS  
REVISIONS:

HOT AND COLD WATER BASEMENT FLOOR PLAN PART B

P1.01.b



HOT AND COLD WATER BASEMENT FLOOR PLAN PART B  
3/16" = 1'-0"




KEY PLAN

**MASTER**  
ENGINEERS & DESIGNERS  
904 Lakeside Drive, Lynchburg VA 24501  
434-846-1350 Fax: 434-846-1351

CCH

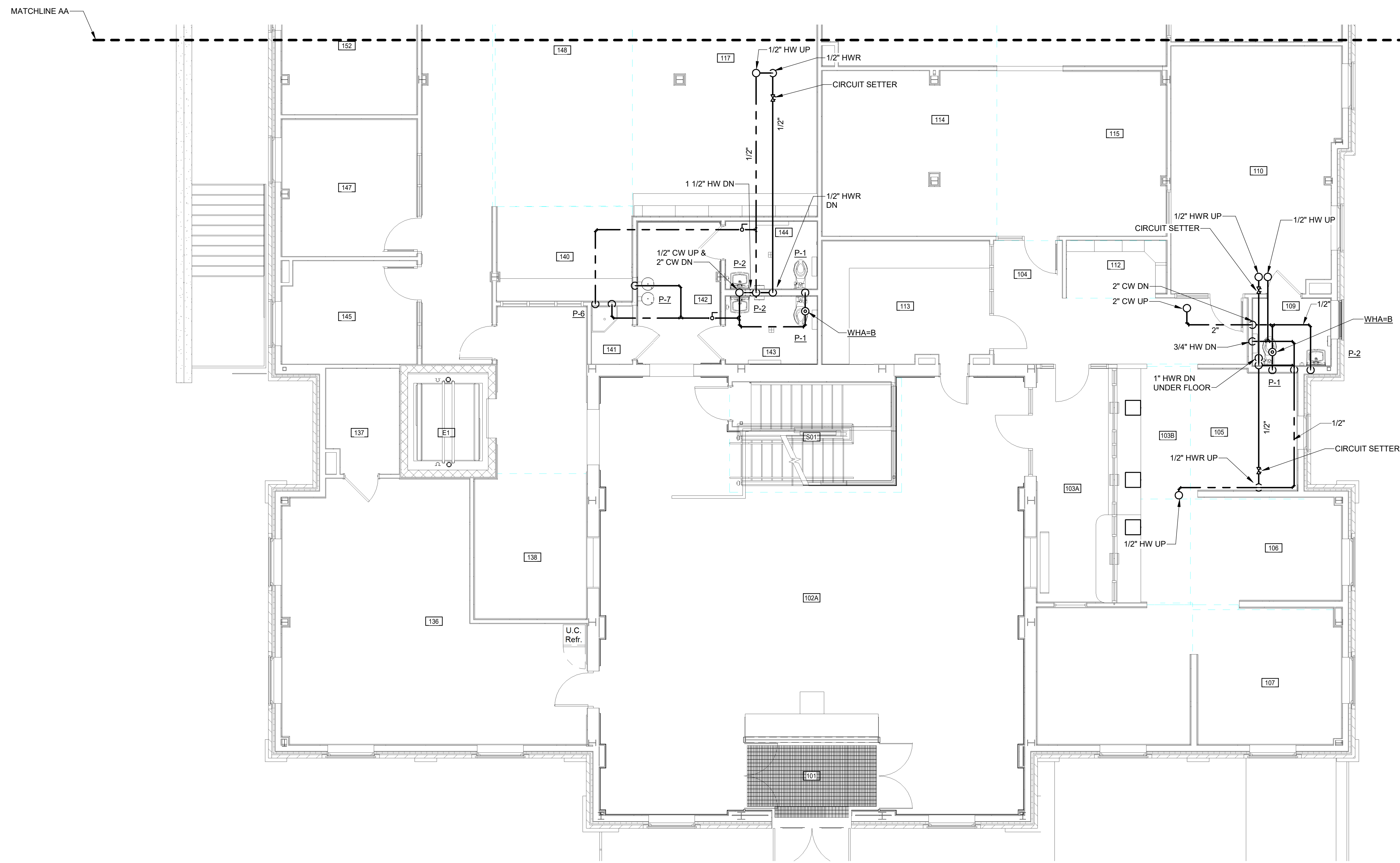
10/17/2024 11:42:34 AM



ARCHITECTURAL PARTNERS

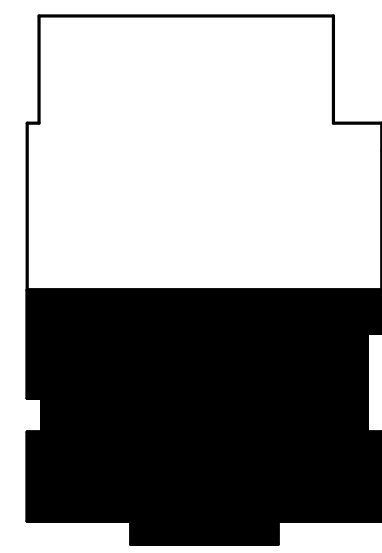
10 9th Street  
Lynchburg, Virginia 24504  
P: 434-546-8456  
F: 434-846-4534  
www.architecturalpartners.com

BOTETOURT COUNTY  
NEW CIRCUIT COURTHOUSE  
1 WEST MAIN ST. #120, FINCASTLE, VA 24090 PROJECT NO.: 24131



HOT AND COLD WATER FIRST FLOOR PLAN PART A

3/16" = 1'-0"




KEY PLAN



**MASTER**  
ENGINEERS & DESIGNERS  
904 Lakeside Drive, Lynchburg VA 24501  
434-846-1350 Fax: 434-846-1351

BID SET



WRITTEN DIMENSIONS ON THESE DRAWINGS SHALL TAKE PRECEDENCE OVER SCALED DIMENSIONS. CONTRACTORS SHALL VERIFY DIMENSIONS AND CONDITIONS ON THE JOB AND THIS OFFICE MUST BE NOTIFIED OF ANY VARIATIONS FROM THE DIMENSIONS AND CONDITIONS SHOWN BY THESE DRAWINGS.


DATE: 2024-10-18  
DESIGNED: CLS/WJC  
DRAWN: WJC  
CHECKED: CLS  
REVISIONS:

HOT AND COLD WATER FIRST FLOOR PLAN PART A

P1.02.a

10/17/2024 11:42:37 AM

© 2018 ARCHITECTURAL PARTNERS, P.C.



ARCHITECTURAL PARTNERS

10 9th Street  
Lynchburg, Virginia 24504  
P: 434-546-8456  
F: 434-846-4534  
www.architecturalpartners.com

BOTETOURT COUNTY  
NEW CIRCUIT COURTHOUSE

1 WEST MAIN ST. #120, FINCASTLE, VA 24090 PROJECT NO.: 24131

BID SET

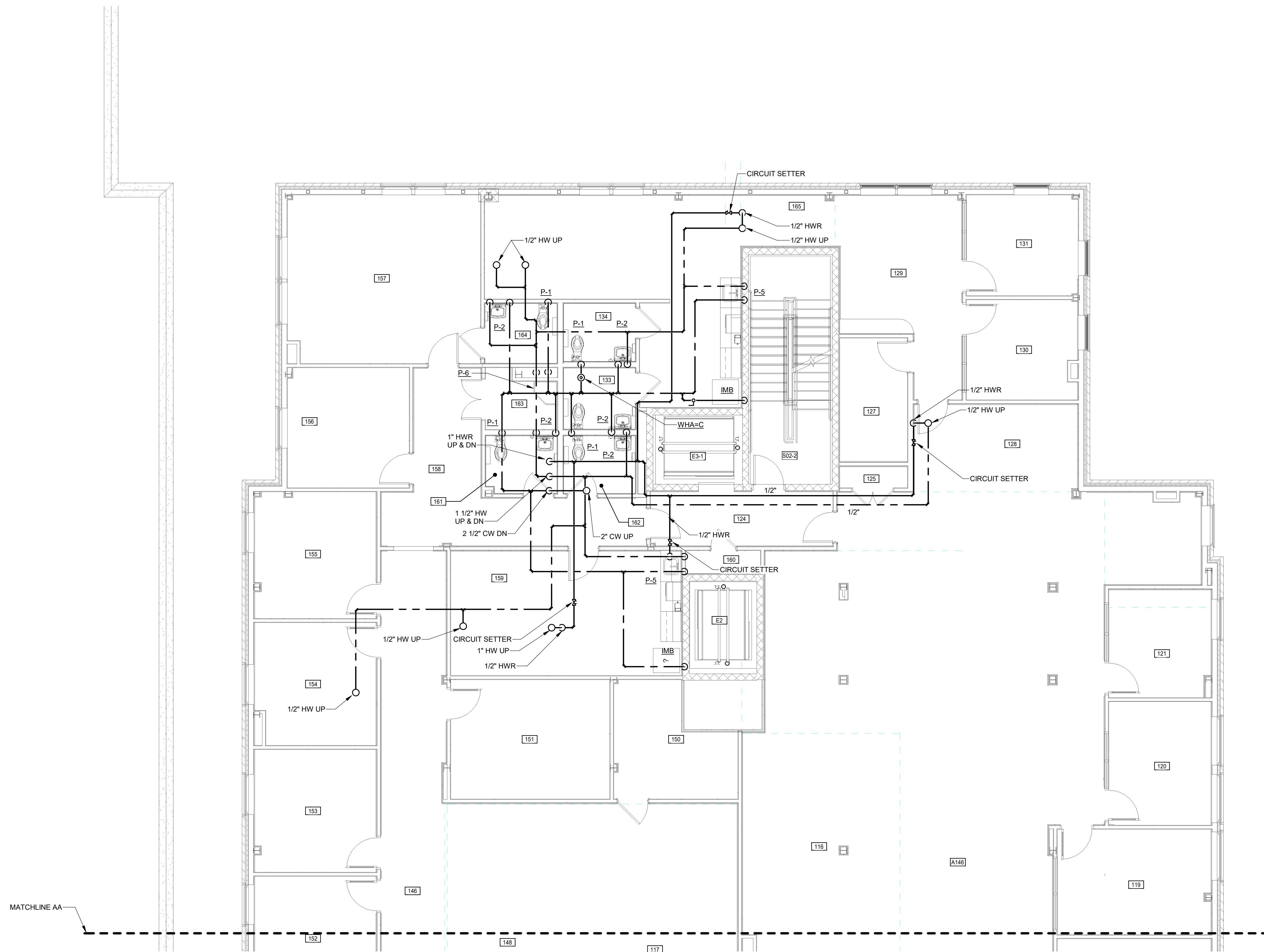


WRITTEN DIMENSIONS ON THESE DRAWINGS SHALL TAKE PRECEDENCE OVER SCALED DIMENSIONS. CONTRACTORS SHALL VERIFY AND BE RESPONSIBLE FOR ALL DIMENSIONS AND CONDITIONS ON THE JOB AND THIS OFFICE MUST BE NOTIFIED OF ANY VARIATIONS FROM THE DIMENSIONS AND CONDITIONS SHOWN BY THESE DRAWINGS.

DATE: 2024-10-18  
DESIGNED: CLS/WJC  
DRAWN: WJC  
CHECKED: CLS  
REVISIONS:

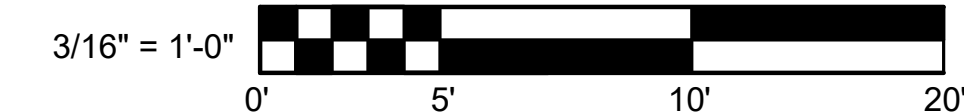
HOT AND COLD WATER FIRST FLOOR PLAN PART B

P1.02.b



HOT AND COLD WATER FIRST FLOOR PLAN PART B

3/16" = 1'-0"




3/16" = 1'-0"



MASTER ENGINEERS & DESIGNERS  
904 Lakeside Drive, Lynchburg VA 24501  
434-846-1350 Fax: 434-846-1351

KEY PLAN

CCH



ARCHITECTURAL PARTNERS

10 9th Street  
Lynchburg, Virginia 24504  
P: 434-846-8456  
F: 434-846-4534  
www.architecturalpartners.com

BOTETOURT COUNTY  
NEW CIRCUIT COURTHOUSE  
1 WEST MAIN ST. #120, FINCASTLE, VA 24090 PROJECT NO.: 24131

BID SET

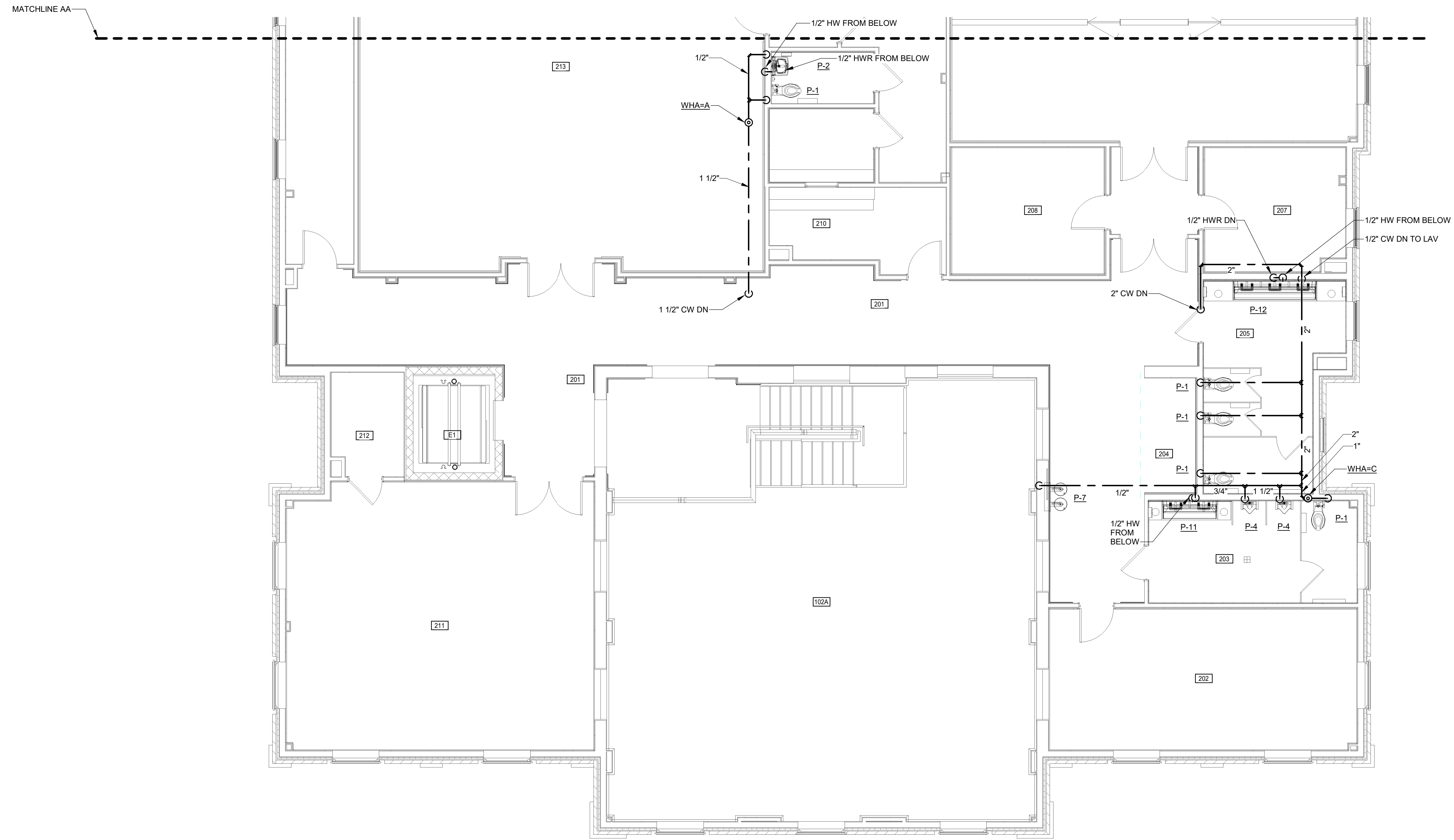


WRITTEN DIMENSIONS ON THESE DRAWINGS SHALL TAKE PRECEDENCE OVER SCALED DIMENSIONS. CONTRACTORS SHALL VERIFY DIMENSIONS AND CONDITIONS ON THE JOB AND THIS OFFICE MUST BE NOTIFIED OF ANY VARIATIONS FROM THE DIMENSIONS AND CONDITIONS SHOWN BY THESE DRAWINGS.

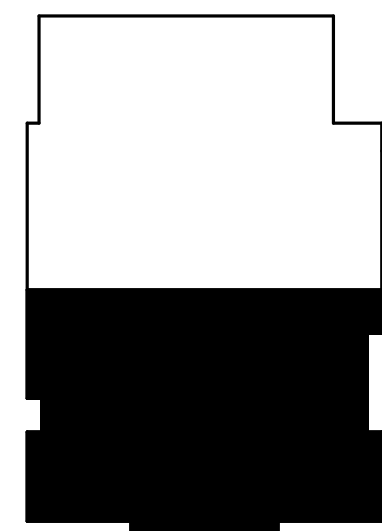
DATE: 2024-10-18  
DESIGNED: CLS/WJC  
DRAWN: WJC  
CHECKED: CLS  
REVISIONS:

HOT AND COLD WATER SECOND FLOOR PLAN PART A


P1.03.a



HOT AND COLD WATER SECOND FLOOR PLAN PART A  
3/16" = 1'-0"



KEY PLAN




3/16" = 1'-0"



423-289 904 Lakeside Drive, Lynchburg VA 24501 434-846-1350 Fax: 434-846-1351

CCH

10/17/2024 11:42:45 AM



ARCHITECTURAL PARTNERS

10 9th Street  
Lynchburg, Virginia 24504  
P: 434-546-8456  
F: 434-846-4534  
www.architecturalpartners.com

BOTETOURT COUNTY  
NEW CIRCUIT COURTHOUSE  
1 WEST MAIN ST. #120, FINCASTLE, VA 24090 PROJECT NO.: 24131

BID SET

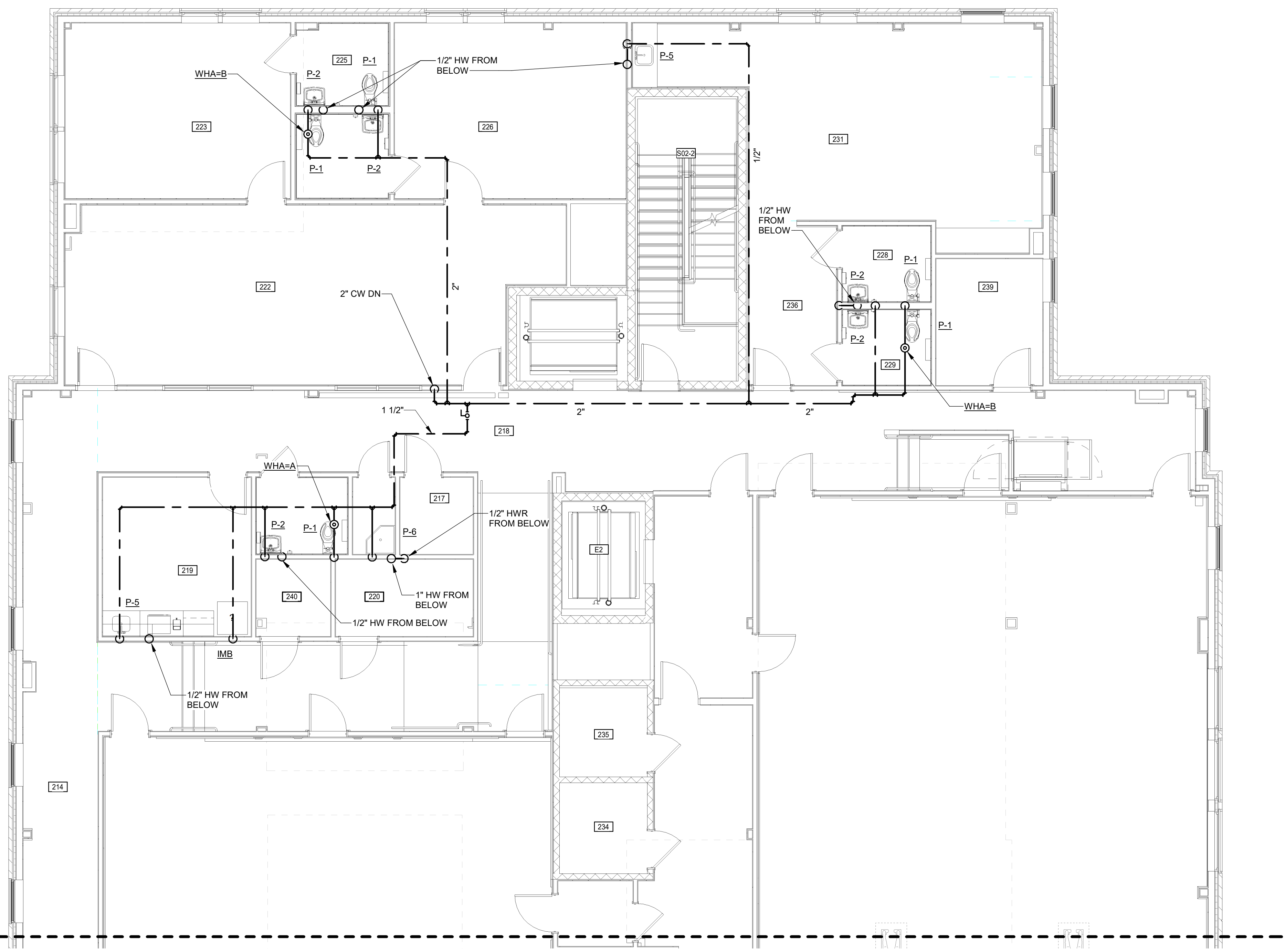


WRITTEN DIMENSIONS ON THESE DRAWINGS SHALL TAKE PRECEDENCE OVER SCALED DIMENSIONS. CONTRACTORS SHALL VERIFY AND BE RESPONSIBLE FOR ALL DIMENSIONS AND CONDITIONS ON THE JOB AND THIS OFFICE MUST BE NOTIFIED OF ANY VARIATIONS FROM THE DIMENSIONS AND CONDITIONS SHOWN BY THESE DRAWINGS.

DATE: 2024-10-18  
DESIGNED: CLS/WJC  
DRAWN: WJC  
CHECKED: CLS  
REVISIONS:

HOT AND COLD WATER SECOND FLOOR PLAN PART B

P1.03.b




MATCHLINE AA

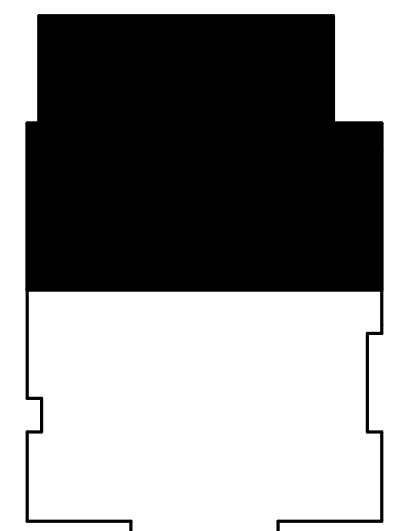


HOT AND COLD WATER SECOND FLOOR PLAN PART B

3/16" = 1'-0"



3/16" = 1'-0"



KEY PLAN




423-289 904 Lakeside Drive, Lynchburg VA 24501 434-846-1350 Fax: 434-846-1351

CCH

10/17/2024 11:42:49 AM






ARCHITECTURAL PARTNERS

10 9th Street  
Lynchburg, Virginia 24504  
p:434-846-8456  
f:434-846-4534  
www.architecturalpartners.com

BOTETOURT COUNTY  
NEW CIRCUIT COURTHOUSE  
1 WEST MAIN ST. #120, FINCASTLE, VA 24090 PROJECT NO.: 24131

BID SET

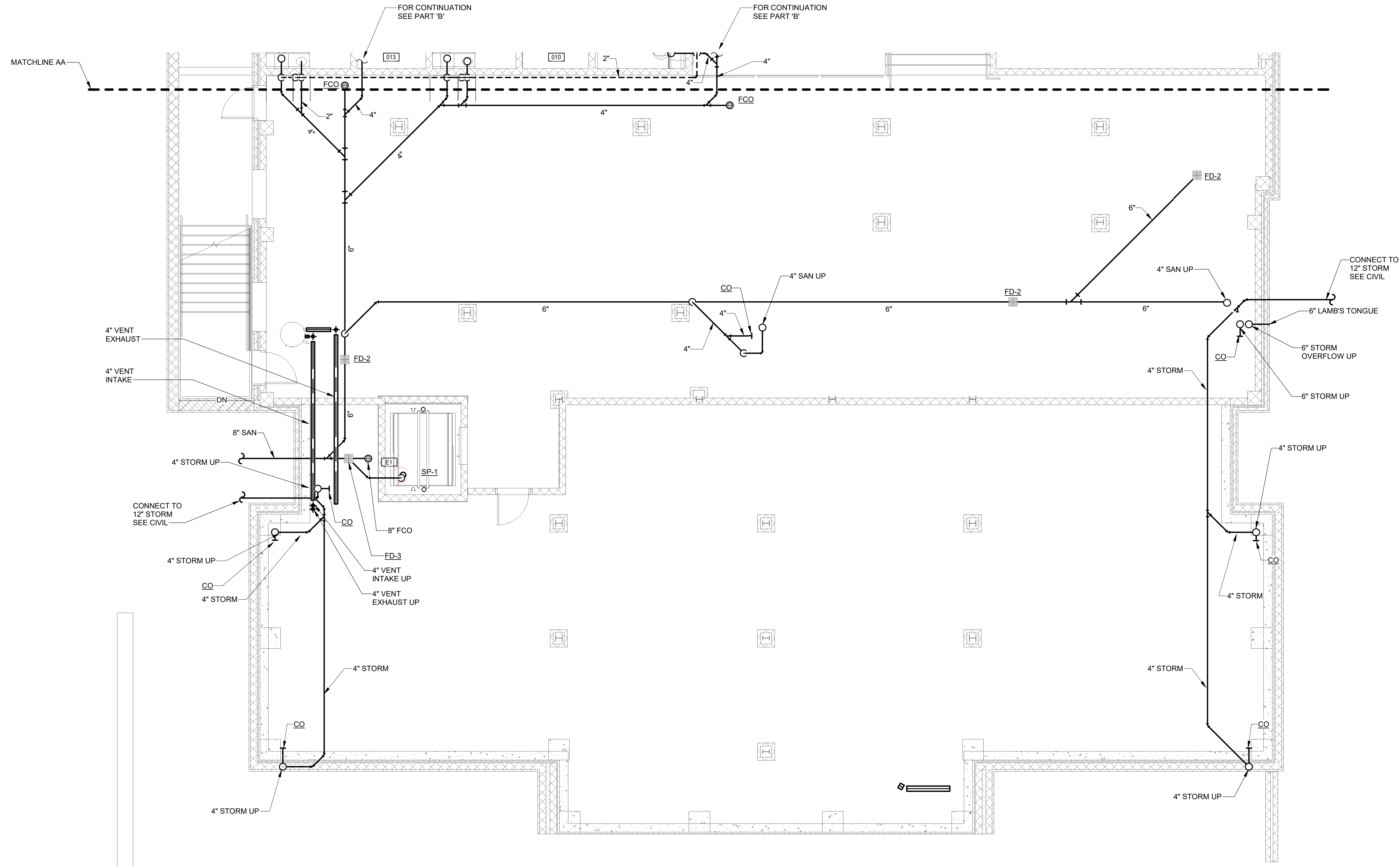


WRITTEN DIMENSIONS ON THESE DRAWINGS SHALL TAKE PRECEDENCE OVER SCALED DIMENSIONS. CONTRACTORS SHALL VERIFY DIMENSIONS AND CONDITIONS ON THE JOB AND THIS OFFICE MUST BE NOTIFIED OF ANY VARIATIONS FROM THE DIMENSIONS AND CONDITIONS SHOWN BY THESE DRAWINGS.

DATE: 2024-10-18  
DESIGNED: CLS/WJC  
DRAWN: WJC  
CHECKED: CLS  
REVISIONS:

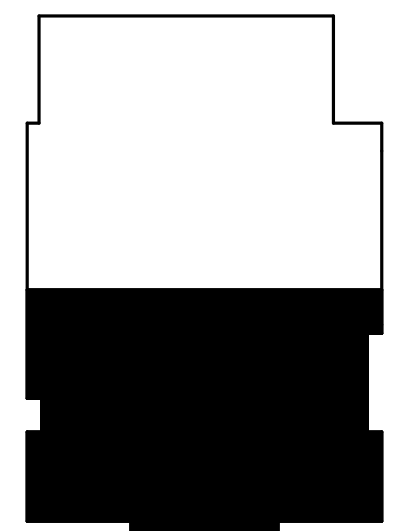
SANITARY, VENT AND STORM BASEMENT FLOOR PLAN PART A

P2.01.a



SANITARY, VENT AND STORM BASEMENT FLOOR PLAN PART A

3/16" = 1'-0"



KEY PLAN




3/16" = 1'-0"



904 Lakeside Drive, Lynchburg VA 24501  
434-846-1350 Fax: 434-846-1351

CCH



ARCHITECTURAL PARTNERS

10 9th Street  
Lynchburg, Virginia 24504  
P: 434-846-8456  
F: 434-846-4534  
www.architecturalpartners.com

BOTETOURT COUNTY  
NEW CIRCUIT COURTHOUSE  
1 WEST MAIN ST. #120, FINCASTLE, VA 24090 PROJECT NO.: 24131

BID SET

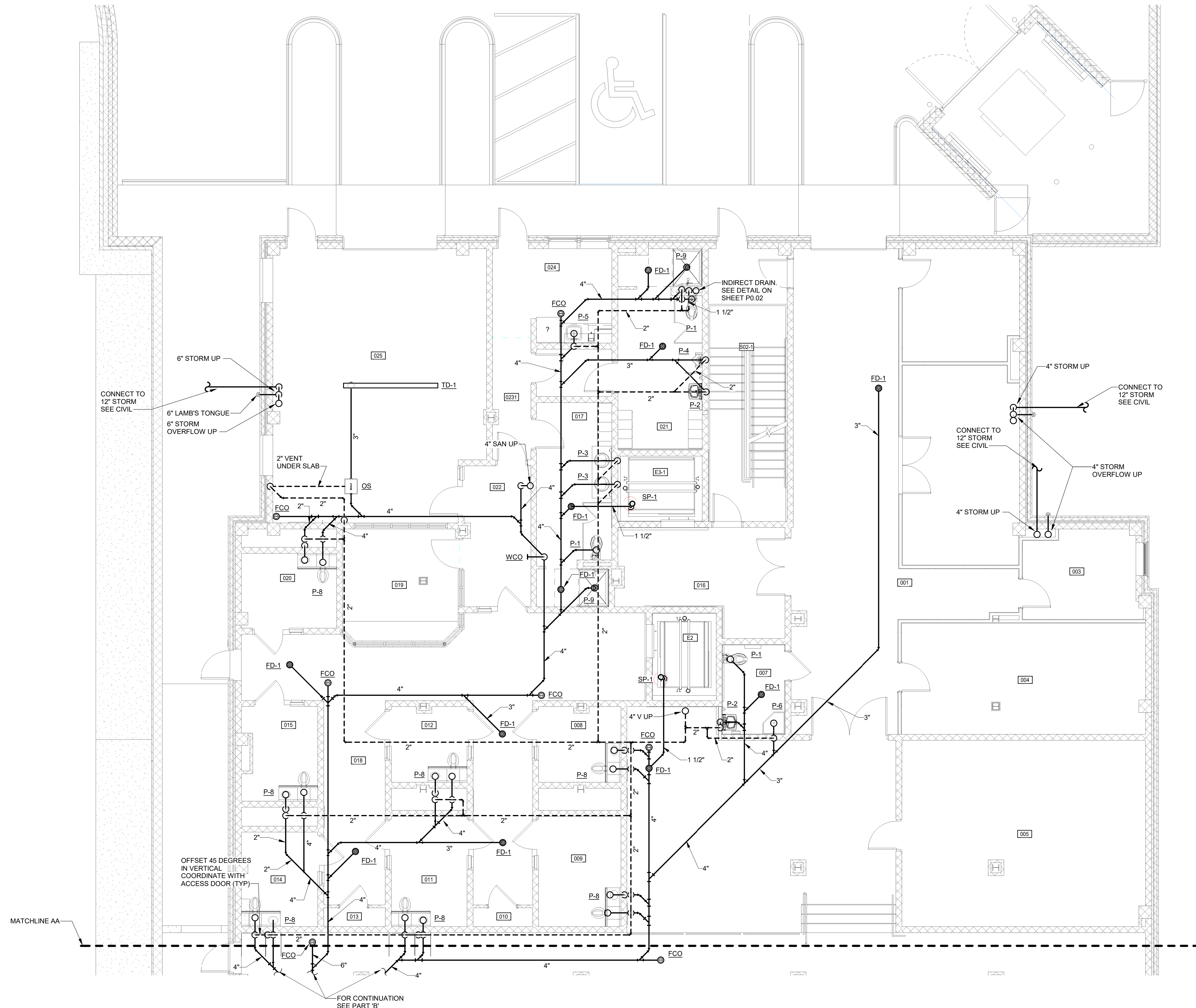


WRITTEN CORRECTIONS ON THESE DRAWINGS SHALL TAKE PRECEDENCE OVER SCALED DIMENSIONS. CONTRACTORS SHALL VERIFY AND BE RESPONSIBLE FOR ALL DIMENSIONS AND CONDITIONS ON THE JOB AND THIS OFFICE MUST BE NOTIFIED OF ANY VARIATIONS FROM THE DIMENSIONS AND CONDITIONS SHOWN BY THESE DRAWINGS.

DATE: 2024-10-18  
DESIGNED: CLS  
DRAWN: WJC  
CHECKED: CLS  
REVISIONS:

SANITARY,  
VENT AND  
STORM  
BASEMENT  
FLOOR PLAN  
PART B

P2.01.b



SANITARY, VENT AND STORM BASEMENT FLOOR PLAN PART B

3/16" = 1'-0"



3/16" = 1'-0"


KEY PLAN



904 Lakeside Drive, Lynchburg VA 24501  
434-846-1350 Fax: 434-846-1351

CCH

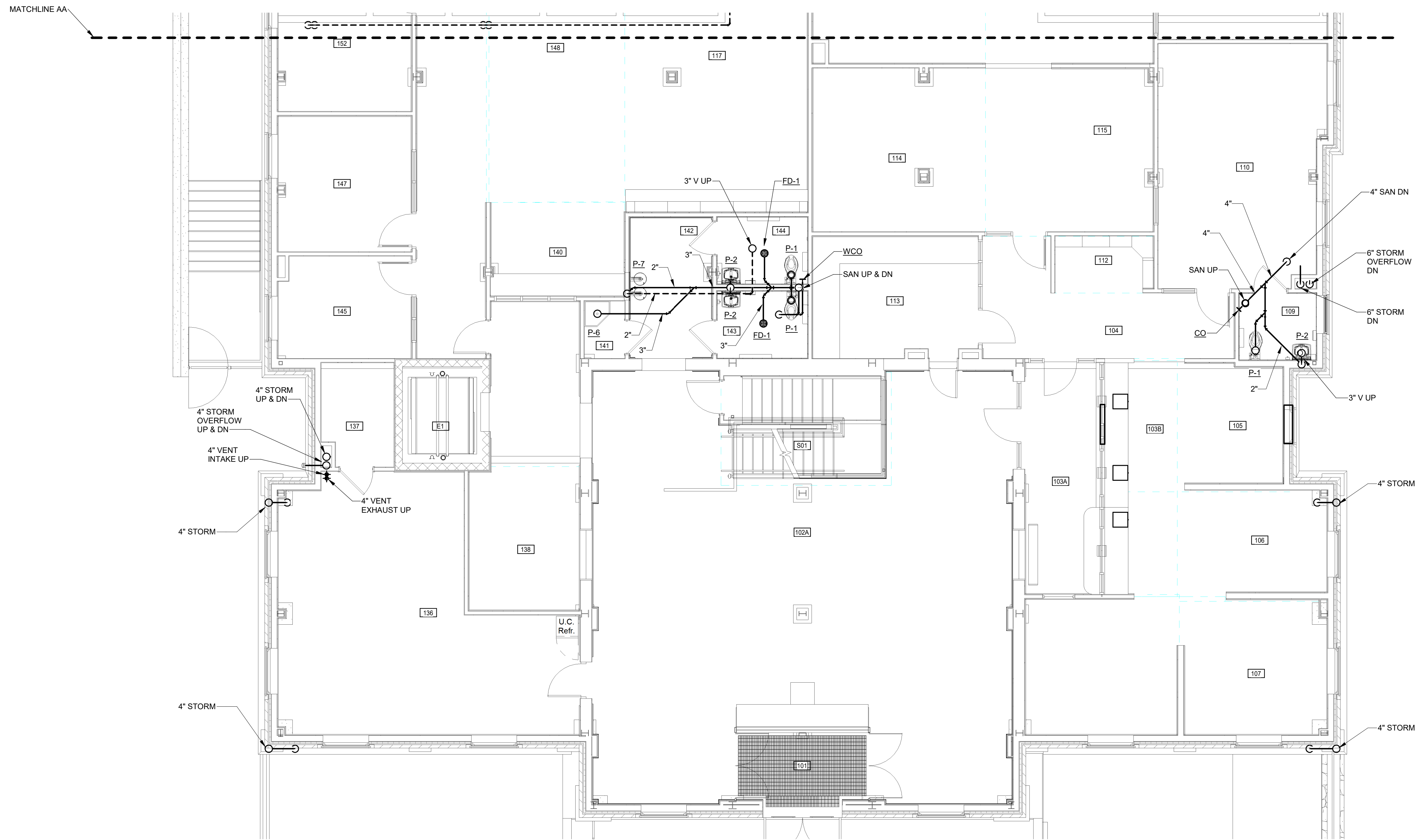
10/17/2024 11:42:35 AM



ARCHITECTURAL PARTNERS

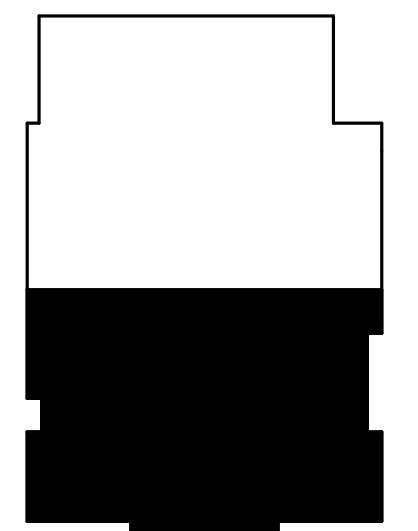
10 9th Street  
Lynchburg, Virginia 24504  
P: 434-846-8456  
F: 434-846-4534  
www.architecturalpartners.com

BOTETOURT COUNTY  
NEW CIRCUIT COURTHOUSE  
1 WEST MAIN ST. #120, FINCASTLE, VA 24090 PROJECT NO.: 24131



SANITARY, VENT AND STORM FIRST FLOOR PLAN PART A

3/16" = 1'-0"



KEY PLAN



**MASTER**  
ENGINEERS & DESIGNERS  
904 Lakeside Drive, Lynchburg VA 24501  
434-846-1350 Fax: 434-846-1351

BID SET




WRITTEN DIMENSIONS ON THESE DRAWINGS SHALL TAKE PRECEDENCE OVER SCALED DIMENSIONS. CONTRACTORS SHALL VERIFY DIMENSIONS AND CONDITIONS ON THE JOB AND THIS OFFICE MUST BE NOTIFIED OF ANY VARIATIONS FROM THE DIMENSIONS AND CONDITIONS SHOWN BY THESE DRAWINGS.

DATE: 2024-10-18  
DESIGNED: CLS/WJC  
DRAWN: WJC  
CHECKED: CLS  
REVISIONS:

SANITARY,  
VENT AND  
STORM FIRST  
FLOOR PLAN  
PART A

P2.02.a




ARCHITECTURAL PARTNERS

10 9th Street  
Lynchburg, Virginia 24504  
P:434-846-8456  
F:434-846-4534  
www.architecturalpartners.com

BOTETOURT COUNTY  
NEW CIRCUIT COURTHOUSE

1 WEST MAIN ST. #120, FINCASTLE, VA 24090 PROJECT NO.: 24131

BID SET

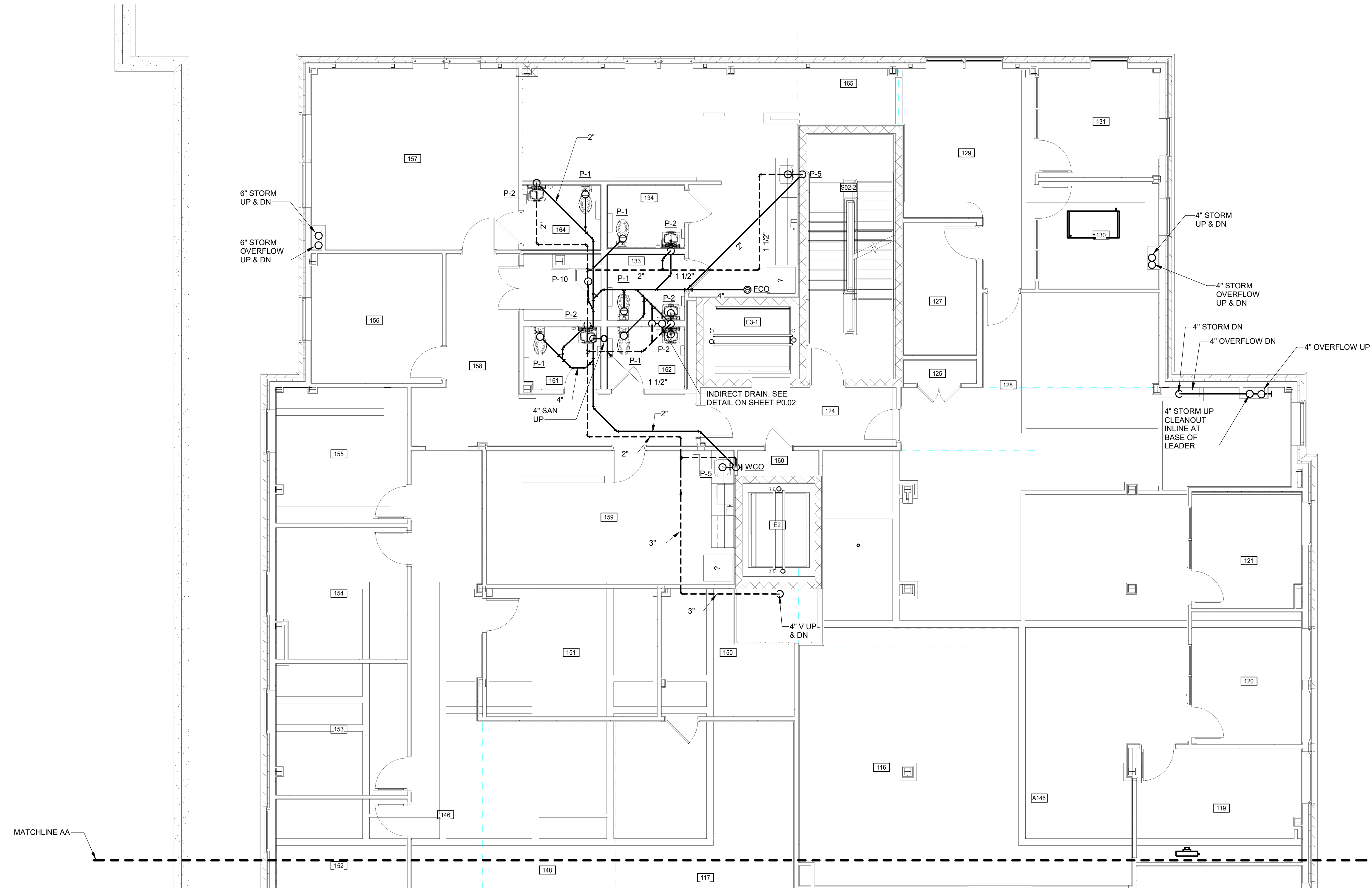


WRITTEN DIMENSIONS ON THESE DRAWINGS SHALL TAKE PRECEDENCE OVER SCALED DIMENSIONS. CONTRACTORS SHALL VERIFY AND BE RESPONSIBLE FOR ALL DIMENSIONS AND CONDITIONS ON THE JOB AND THIS OFFICE MUST BE NOTIFIED OF ANY VARIATIONS FROM THE DIMENSIONS AND CONDITIONS SHOWN BY THESE DRAWINGS.

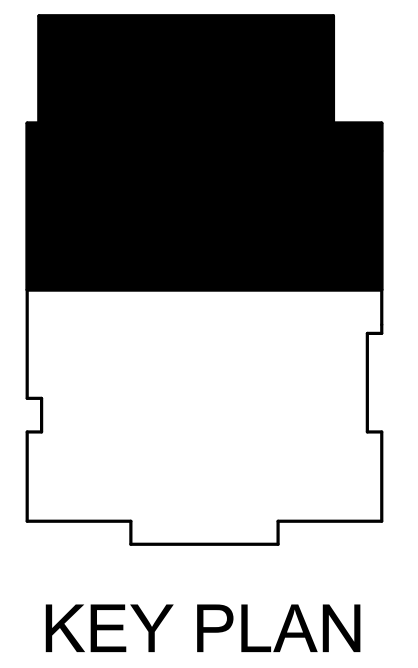
DATE: 2024-10-18  
DESIGNED: CLS/WJC  
DRAWN: WJC  
CHECKED: CLS  
REVISIONS:

SANITARY,  
VENT AND  
STORM FIRST FLOOR PLAN  
PART B

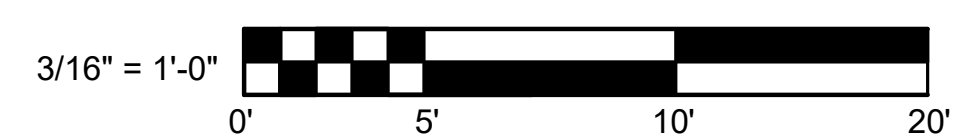
P2.02.b



 SANITARY, VENT AND STORM FIRST FLOOR PLAN PART B  
3/16" = 1'-0"




KEY PLAN



 **MASTER**  
ENGINEERS & DESIGNERS  
904 Lakeside Drive, Lynchburg VA 24501  
434-846-1350 Fax: 434-846-1351

CCH

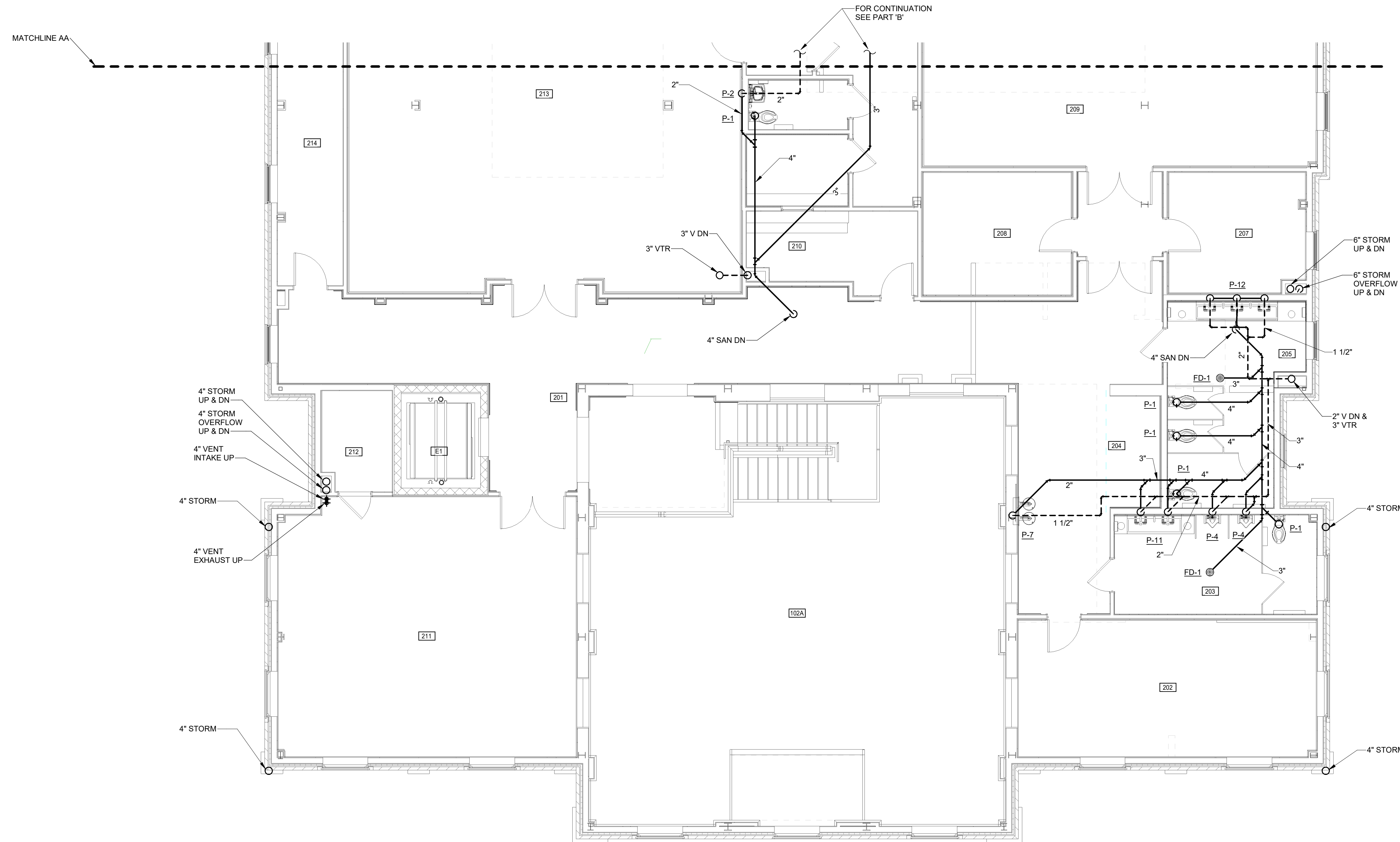
10/17/2024 11:43:05 AM



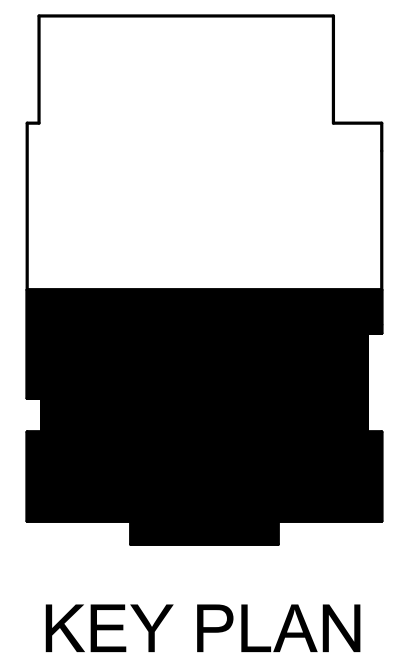
ARCHITECTURAL PARTNERS

10 9th Street  
Lynchburg, Virginia 24504  
p:434-846-8456  
f:434-846-4534  
www.architecturalpartners.com

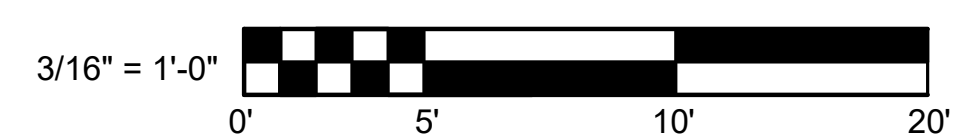
BOTETOURT COUNTY  
NEW CIRCUIT COURTHOUSE  
1 WEST MAIN ST. #120, FINCASTLE, VA 24090 PROJECT NO.: 24131



 SANITARY, VENT AND STORM SECOND FLOOR PLAN PART A  
3/16" = 1'-0"




KEY PLAN



3/16" = 1'-0"

 **MASTER**  
ENGINEERS & DESIGNERS  
904 Lakeside Drive, Lynchburg VA 24501  
434-846-1350 Fax: 434-846-1351

BID SET



WRITTEN DIMENSIONS ON THESE DRAWINGS SHALL TAKE PRECEDENCE OVER SCALED DIMENSIONS. CONTRACTORS SHALL VERIFY DIMENSIONS AND CONDITIONS ON THE JOB AND THIS OFFICE MUST BE NOTIFIED OF ANY VARIATIONS FROM THE DIMENSIONS AND CONDITIONS SHOWN BY THESE DRAWINGS.


DATE: 2024-10-18  
DESIGNED: CLS/WJC  
DRAWN: WJC  
CHECKED: CLS  
REVISIONS:

SANITARY,  
VENT AND  
STORM  
SECOND  
FLOOR PLAN  
PART A

P2.03.a

10/17/2024 11:43:10 AM

© 2018 ARCHITECTURAL PARTNERS, P.C.



ARCHITECTURAL PARTNERS

10 9th Street  
Lynchburg, Virginia 24504  
P: 434-846-8456  
F: 434-846-4534  
www.architecturalpartners.com

BOTETOURT COUNTY  
NEW CIRCUIT COURTHOUSE  
1 WEST MAIN ST. #120, FINCASTLE, VA 24090 PROJECT NO.: 24131

BID SET



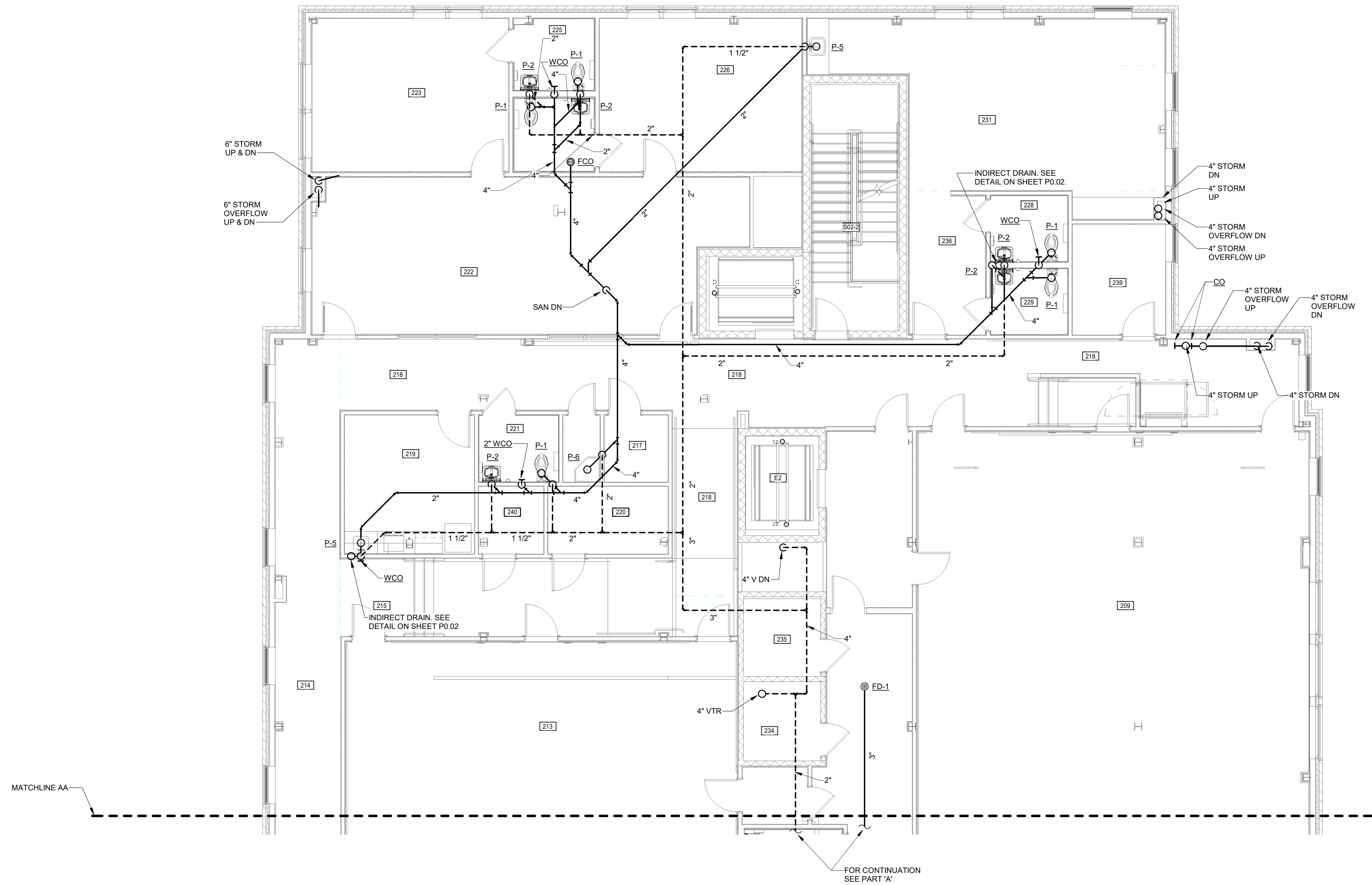
WRITTEN DIMENSIONS ON THESE DRAWINGS SHALL TAKE PRECEDENCE OVER SCALED DIMENSIONS. CONTRACTORS SHALL VERIFY DIMENSIONS AND CONDITIONS ON THE JOB AND THIS OFFICE MUST BE NOTIFIED OF ANY VARIATIONS FROM THE DIMENSIONS AND CONDITIONS SHOWN BY THESE DRAWINGS.

DATE: 2024-10-18  
DESIGNED: CLS/WJC  
DRAWN: WJC  
CHECKED: CLS  
REVISIONS:

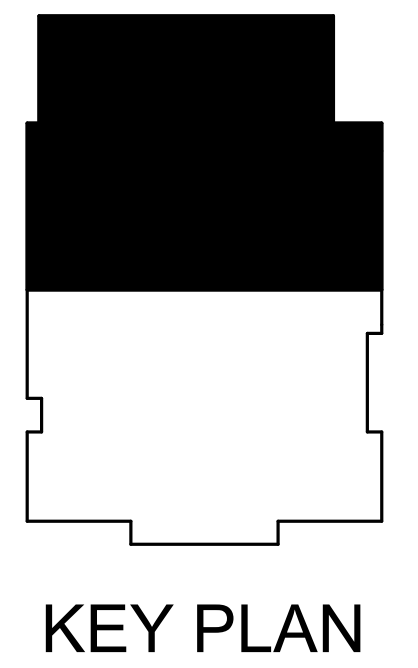
SANITARY,  
VENT AND  
STORM  
FLOOR PLAN  
PART B

P2.03.b

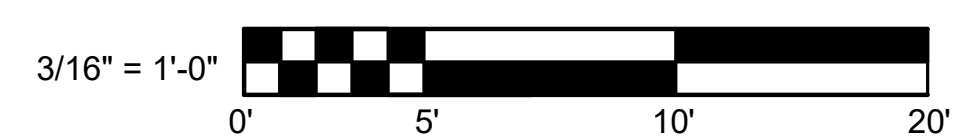
© 2018 ARCHITECTURAL PARTNERS, P.C.



 SANITARY, VENT AND STORM SECOND FLOOR PLAN PART B  
3/16" = 1'-0"



KEY PLAN




3/16" = 1'-0"

 **MASTER**  
ENGINEERS & DESIGNERS  
904 Lakeside Drive, Lynchburg VA 24501  
434-846-1350 Fax: 434-846-1351

CCH

10/17/2024 11:43:14 AM




ARCHITECTURAL PARTNERS

10 9th Street  
Lynchburg, Virginia 24504  
p:434-846-8456  
f:434-846-4534  
www.architecturalpartners.com

BOTETOURT COUNTY  
NEW CIRCUIT COURTHOUSE  
1 WEST MAIN ST. #120, FINCASTLE, VA 24090 PROJECT NO.: 24131

BID SET

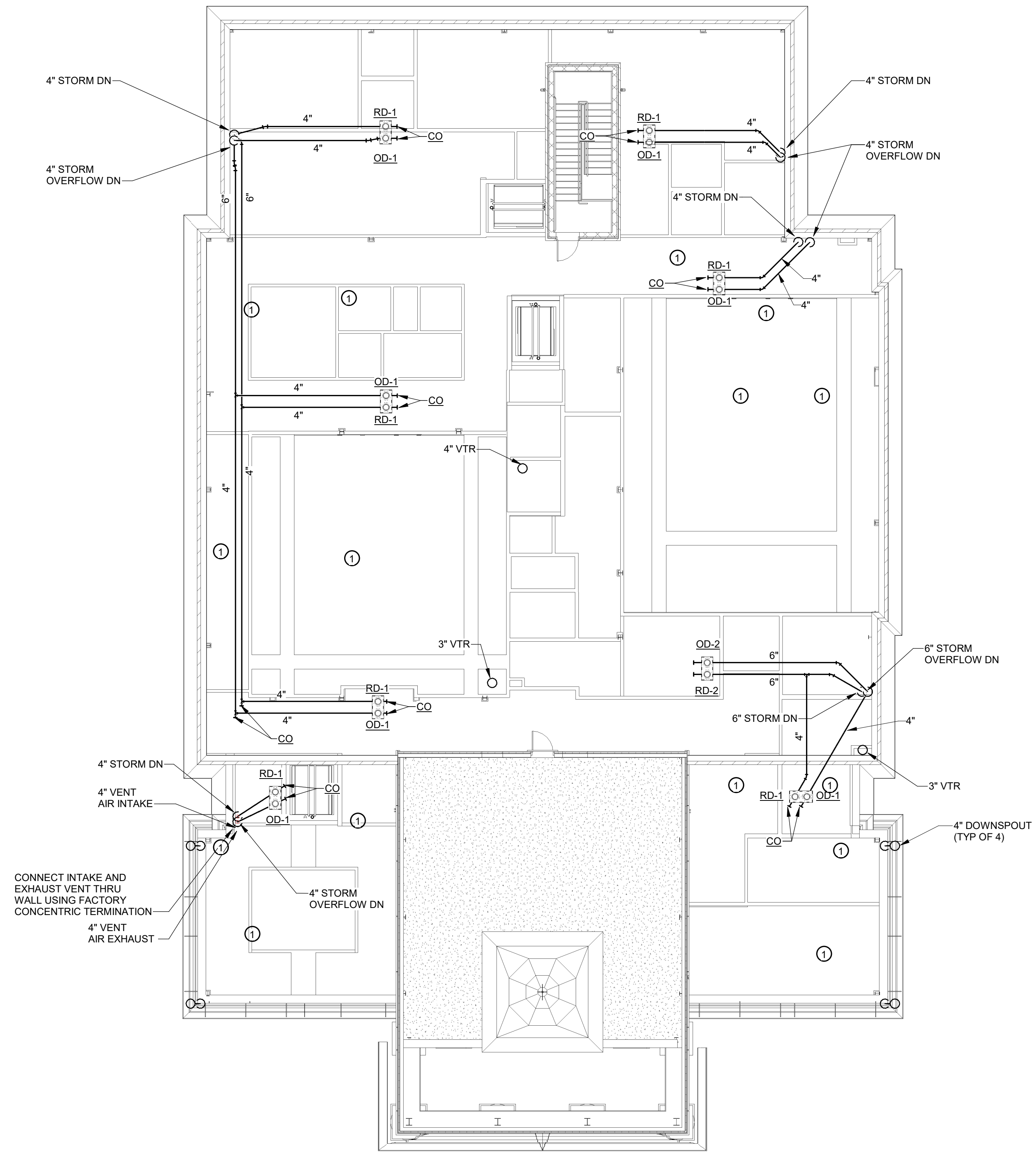


WRITTEN DIMENSIONS ON THESE DRAWINGS SHALL TAKE PRECEDENCE OVER SCALED DIMENSIONS. CONTRACTORS SHALL VERIFY AND BE RESPONSIBLE FOR ALL DIMENSIONS AND CONDITIONS ON THE JOB AND THIS OFFICE MUST BE NOTIFIED OF ANY VARIATIONS FROM THE DIMENSIONS AND CONDITIONS SHOWN BY THESE DRAWINGS.

DATE: 2024-10-18  
DESIGNED: CLS/WJC  
DRAWN: WJC  
CHECKED: CLS  
REVISIONS:

PLUMBING ROOF PLAN

P2.04




PLAN NOTES

- 1 STORM AND OVERFLOW DRAIN PIPING MUST BE SUSPENDED FROM ROOF STRUCTURE BEGINNING AT THE HIGHEST POSSIBLE ELEVATION TO ALLOW FOR SLOPE NOT LESS THAN 1/8" PER FOOT. ROUTE ALL CONTINUING DRAIN PIPING AS HIGH AS POSSIBLE. COORDINATE WITH ALL OTHER TRADES.



PLUMBING ROOF PLAN


3/32" = 1'-0"



KEY PLAN

MASTER ENGINEERS & DESIGNERS  
904 Lakeside Drive, Lynchburg VA 24501  
434-846-1350 Fax: 434-846-1351

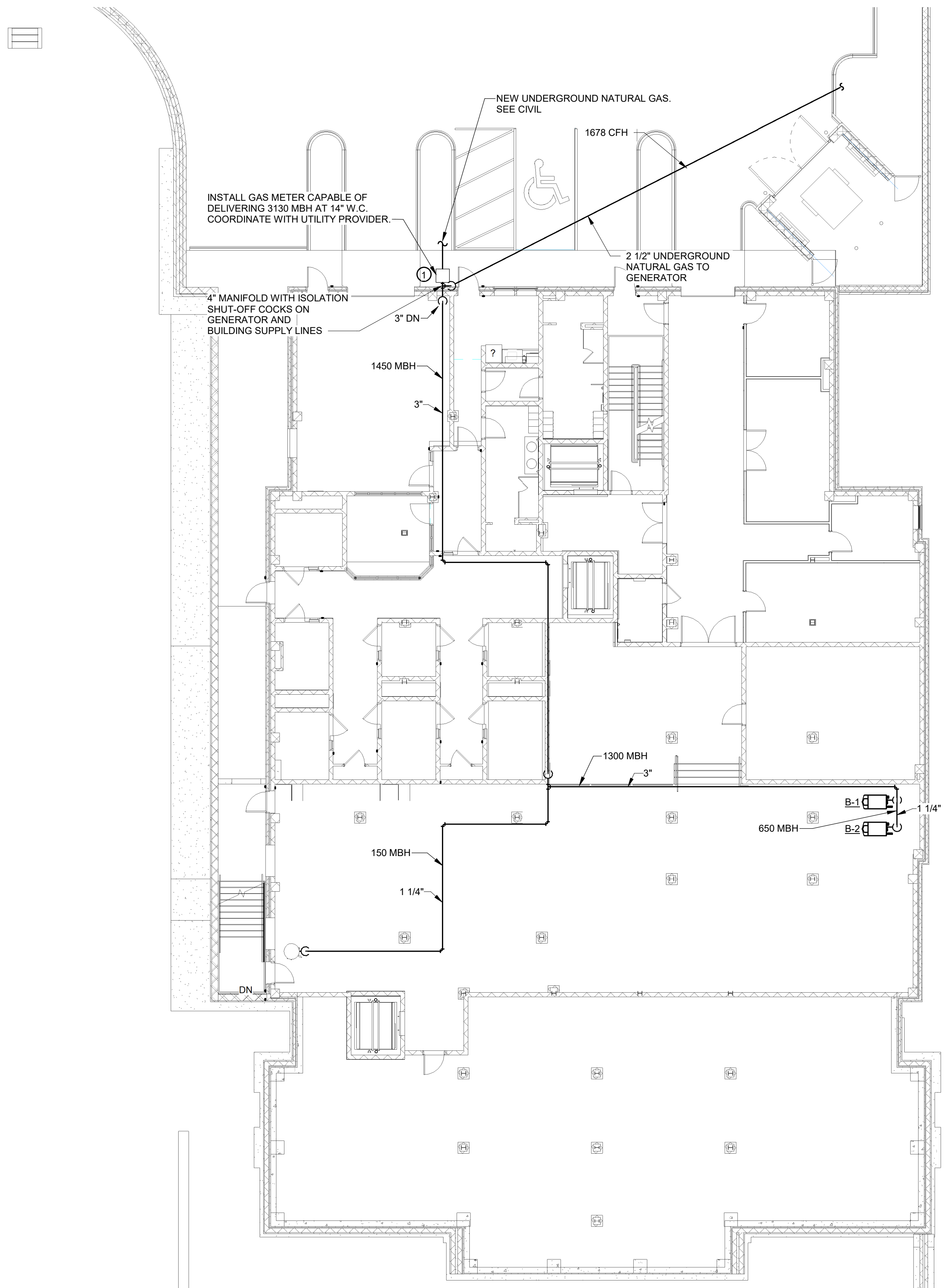
CCH



ARCHITECTURAL PARTNERS

10 9th Street  
Lynchburg, Virginia 24504  
p:434-846-8456  
f:434-846-4534  
www.architecturalpartners.com

BOTETOURT COUNTY  
NEW CIRCUIT COURTHOUSE  
1 WEST MAIN ST. #120, FINCASTLE, VA 24090 PROJECT NO.: 24131



**GAS BASEMENT FLOOR PLAN**  
3/32" = 1'-0"


**PLAN NOTES**

- ① NATURAL GAS PIPING SIZES SHOWN ARE BASED ON 175' EQUIVALENT LENGTH USING TABLE 402.4(1) IN THE 2018 IFGC AND VFGC FOR PIPING < 2 PSI WITH 0.3 IN W.C. PRESSURE DROP.



**KEY PLAN**

BID SET



WRITTEN CORRECTIONS ON THESE DRAWINGS SHALL TAKE PRECEDENCE OVER SCALED DIMENSIONS. CONTRACTORS SHALL VERIFY AND BE RESPONSIBLE FOR ALL DIMENSIONS AND CONDITIONS ON THE JOB AND THIS OFFICE MUST BE NOTIFIED OF ANY VARIATIONS FROM THE DIMENSIONS AND CONDITIONS SHOWN BY THESE DRAWINGS.

DATE: 2024-10-18  
DESIGNED: TSL  
DRAWN: TSL  
CHECKED: CLS  
REVISIONS:


**GAS BASEMENT FLOOR PLAN**

**P3.01**

**MASTER ENGINEERS & DESIGNERS**  
904 Lakeside Drive, Lynchburg VA 24501  
434-846-1350 Fax: 434-846-1351

CCH





ARCHITECTURAL PARTNERS

10 9th Street  
Lynchburg, Virginia 24504  
P: 434-846-8456  
F: 434-846-4534  
www.architecturalpartners.com

BOTETOURT COUNTY  
NEW CIRCUIT COURTHOUSE  
1 WEST MAIN ST. #120, FINCASTLE, VA 24090 PROJECT NO.: 24131

BID SET

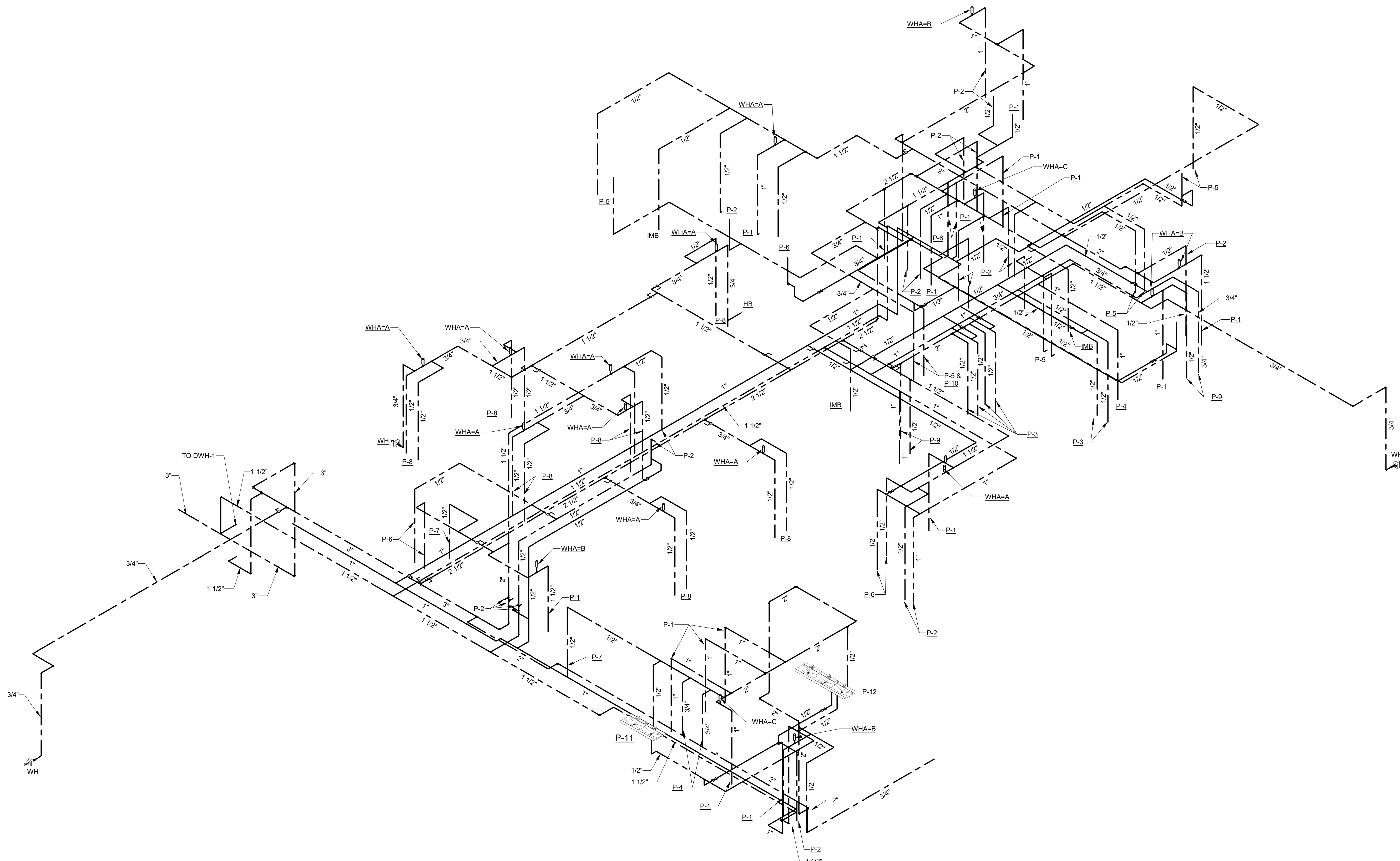


WRITTEN DIMENSIONS ON THESE DRAWINGS SHALL TAKE PRECEDENCE OVER SCALED DIMENSIONS. CONTRACTORS SHALL VERIFY DIMENSIONS AND CONDITIONS ON THE JOB AND THIS OFFICE MUST BE NOTIFIED OF ANY VARIATIONS FROM THE DIMENSIONS AND CONDITIONS SHOWN BY THESE DRAWINGS.

DATE: 2024-10-18  
DESIGNED: WJC  
DRAWN: WJC  
CHECKED: CLS  
REVISIONS:

HOT & COLD WATER RISER DIAGRAM

P4.01




**HOT & COLD WATER RISER DIAGRAM**  
NOT TO SCALE



904 Lakeside Drive, Lynchburg VA 24501  
434-846-1350 Fax: 434-846-1351

CCH



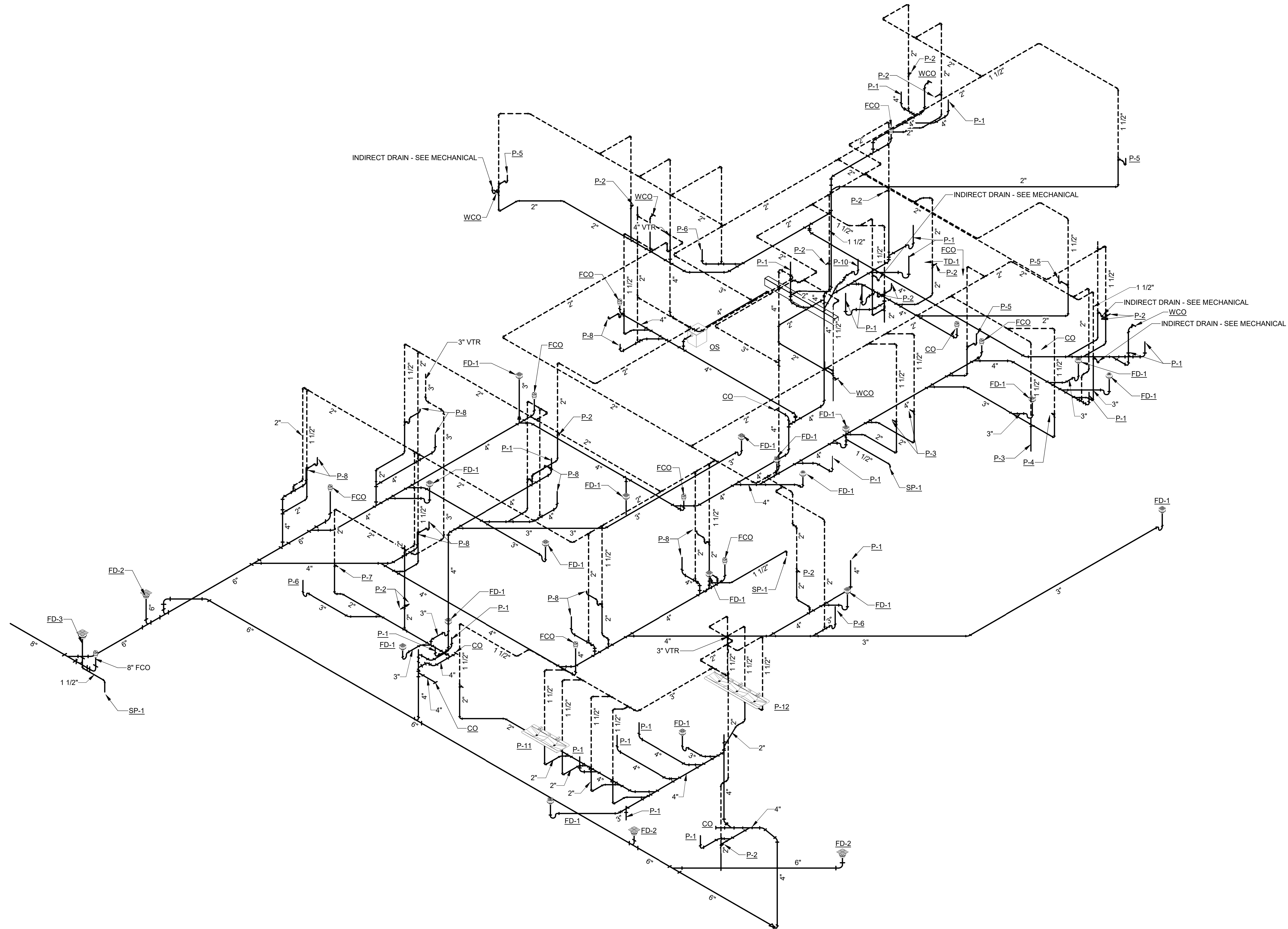
ARCHITECTURAL PARTNERS

10 9th Street  
Lynchburg, Virginia 24504  
P: 434-846-8456  
F: 434-846-4534  
www.architecturalpartners.com

BOTETOURT COUNTY  
NEW CIRCUIT COURTHOUSE

PROJECT NO.: 24131

1 WEST MAIN ST. #120, FINCASTLE, VA 24090



**SANITARY & VENT RISER DIAGRAM**  
NOT TO SCALE

BID SET



WRITTEN DIMENSIONS ON THESE DRAWINGS SHALL TAKE PRECEDENCE OVER SCALED DIMENSIONS. CONTRACTORS SHALL VERIFY DIMENSIONS AND CONDITIONS ON THE JOB AND THIS OFFICE MUST BE NOTIFIED OF ANY VARIATIONS FROM THE DIMENSIONS AND CONDITIONS SHOWN BY THESE DRAWINGS.

DATE: 2024-10-18  
DESIGNED: CLS/WJC  
DRAWN: WJC  
CHECKED: CLS  
REVISIONS:

SANITARY AND VENT RISER DIAGRAM


P4.02



904 Lakeside Drive, Lynchburg VA 24501  
434-846-1350 Fax: 434-846-1351

CCH

10/17/2024 11:42:29 AM



ARCHITECTURAL PARTNERS

10 9th Street  
Lynchburg, Virginia 24504  
P:434-846-8456  
F:434-846-4534  
www.architecturalpartners.com

BOTETOURT COUNTY  
NEW CIRCUIT COURTHOUSE  
1 WEST MAIN ST. #120, FINCASTLE, VA 24090 PROJECT NO.: 24131

BID SET

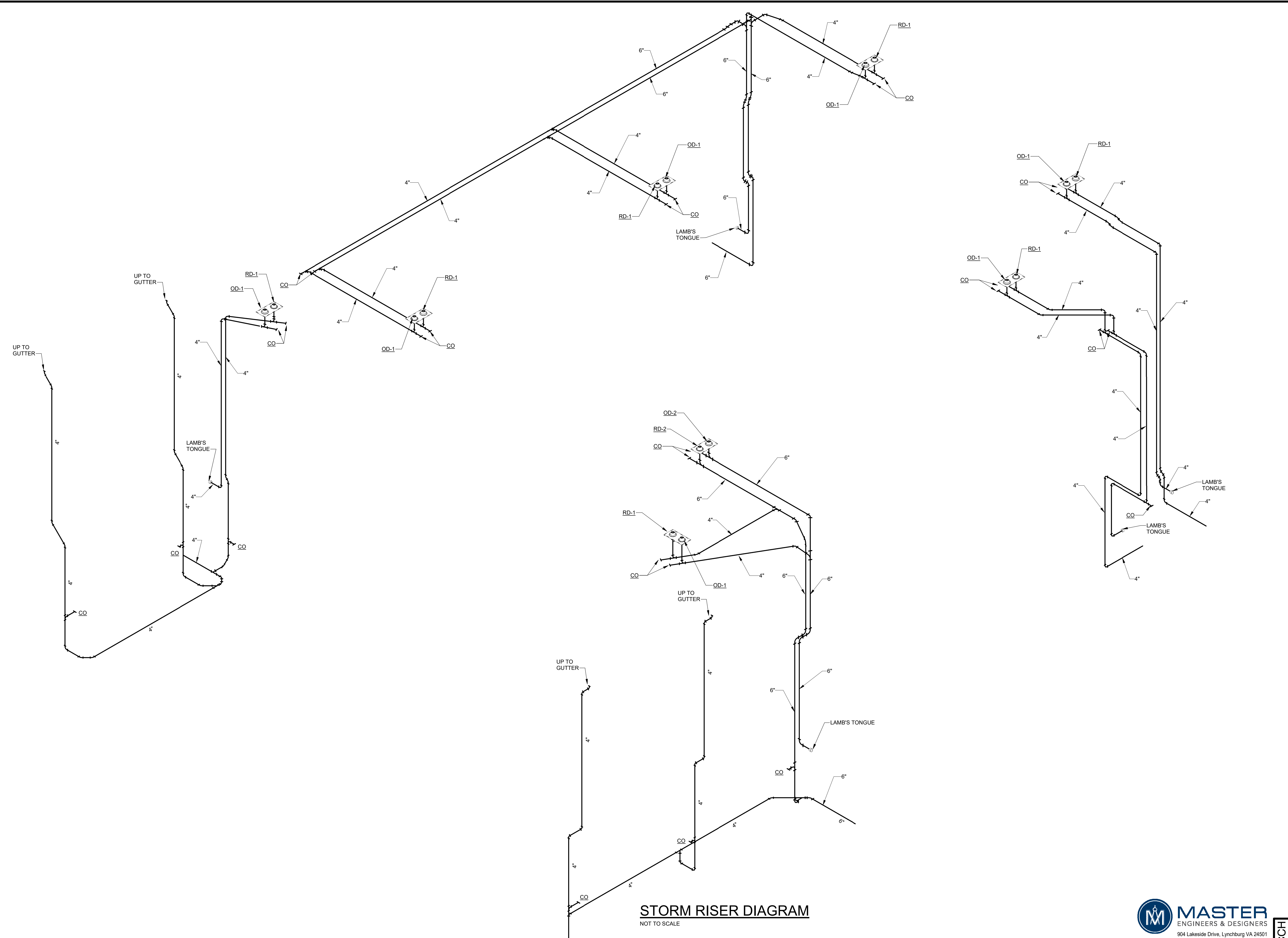


WRITTEN DIMENSIONS ON THESE DRAWINGS SHALL TAKE PRECEDENCE OVER SCALED DIMENSIONS. CONTRACTORS SHALL VERIFY AND BE RESPONSIBLE FOR ALL DIMENSIONS AND CONDITIONS ON THE JOB AND THIS OFFICE MUST BE NOTIFIED OF ANY VARIATIONS FROM THE DIMENSIONS AND CONDITIONS SHOWN BY THESE DRAWINGS.

DATE: 2024-10-18  
DESIGNED: CLS/WJC  
DRAWN: WJC  
CHECKED: CLS  
REVISIONS:

STORM RISER DIAGRAM

P4.03



STORM RISER DIAGRAM  
NOT TO SCALE



CCH