

FIXTURE TYPE	DESCRIPTION	MOUNTING HEIGHT	COLD WATER	HOT OR TEMPERED WATER	WASTE	VENT	BASIS OF DESIGN
EWC-1	ELECTRIC WATER COOLER WITH BOTTLE FILLING STATION, ADA	36" FLOOR TO BUBBLER ORIFICE	1/2"		2"	2"	ELKAY EZ28WSSK
EWC-2	DUAL-HEIGHT, ELECTRIC WATER COOLER WITH BOTTLE FILLING STATION ON LOW UNIT, ADA	36" FLOOR TO BUBBLER ORIFICE OR LOW UNIT	1/2"		2"	2"	ELKAY EZ28LWSSK
L-1	VITREOUS CHINA, WALL HUNG LAVATORY, HYDROELECTRIC SENSOR FAUCET, 1.0 GPM, ADULT ADA	34" FLOOR TO TOP OF RIM	1/2"	1/2"	2"	2"	KOHLER K-2005, TOTO TEL151
L-2	VITREOUS CHINA, WALL HUNG LAVATORY, HYDROELECTRIC SENSOR FAUCET, 1.0 GPM, CHILD ADA	30" FLOOR TO TOP OF RIM	1/2"	1/2"	2"	2"	KOHLER K-2005, TOTO TEL151
LO-1	RECESSED LAUNDRY OUTLET	REFER TO DETAIL	1/2"	1/2"	2"	2"	GUY GRAY WB200HA
MS-1	24"x24" MOLDED STONE, FLOOR MOUNTED MOP SINK, WALL MOUNTED FAUCET, MOP HANGER, HOSE AND HOSE BRACKET	SINK FLOOR MOUNTED, FAUCET 4'-0" ABOVE FINISHED FLOOR	3/4"	3/4"	3"		FIAT MS2424, FIAT 830-AA, FIAT 889-CC, FIAT 832-AA
S	EXISTING CULINARY SINK	COUNTERTOP, REFER TO ARCH DWGS	1/2"	1/2"	2"	2"	EXISTING CULINARY SINKS, REFER TO CULINARY ENLARGED DRAWINGS AND ARCHITECTURAL PLANS
S-1	25"x17"x5-1/2" DEEP STAINLESS STEEL, SINGLE BOWL CLASSROOM SINK, GOOSENECK FAUCET WITH WRISTBLADE HANDLES, BUBBLER, 2.2 GPM, ADA	COUNTERTOP, REFER TO ARCH DWGS	1/2"	1/2"	2"	2"	ELKAY DRKAD251755, CHICAGO 50-T317XKABCP, CHICAGO 748-665FHABCP
S-2	25"x17"x5-1/2" DEEP STAINLESS STEEL, SINGLE BOWL CLINIC SINK, GOOSENECK FAUCET WITH WRISTBLADE HANDLES AND EMERGENCY EYEWASH, EMERGENCY EYEWASH THERMOSTATIC MIXING VALVE, 2.2 GPM, ADA	COUNTERTOP, REFER TO ARCH DWGS	1/2"	1/2"	2"	2"	ELKAY LRAD252155, SPEAKMAN SE1-1800-CA-8-TW
S-3	25"x17"x5-1/2" DEEP STAINLESS STEEL, SINGLE BOWL WORKROOM SINK, GOOSENECK FAUCET WITH WRISTBLADE HANDLES, 2.2 GPM, ADA	COUNTERTOP, REFER TO ARCH DWGS	1/2"	1/2"	2"	2"	ELKAY LRAD252155, CHICAGO 201-GAE3-317AB
S-4	33"x22"x5-1/2" DEEP STAINLESS STEEL, DOUBLE BOWL SINK, GOOSENECK FAUCET WITH WRISTBLADE HANDLES AND SIDE SPRAY, 2.2 GPM, ADA	COUNTERTOP, REFER TO ARCH DWGS	1/2"	1/2"	2"	2"	ELKAY LRAD322555, CHICAGO 200-ASNBAE3-317AB
S-5	20"x17"x13" DEEP MOLDED STONE, WALL MOUNTED, LAUNDRY TUB, GOOSENECK FAUCET WITH WRISTBLADE HANDLES AND SIDE SPRAY	WALL MOUNTED WITH LEGS, 34" FLOOR TO RIM	1/2"	1/2"	2"	2"	FIAT FL1, CHICAGO 895-317GN2AE29ABCP
SH-1	36"x36" TRANSFER SHOWER STALL, 2.5 GPM HAND SHOWER, STAINLESS STEEL GRAB BARS, HPDE SEAT, SHOWER DRAIN, ADA	42" FLOOR TO CENTERLINE OF CONTROL VALVE	1/2"	1/2"	2"	2"	COMFORT DESIGNS XSS 3682BF RRF, MOEN 8346, JAY R. SMITH 220-10
SH-2	36"x60" ROLL-IN SHOWER STALL, 2.5 GPM HAND SHOWER, STAINLESS STEEL GRAB BARS, HPDE SEAT, SHOWER DRAIN, ADA	42" FLOOR TO CENTERLINE OF CONTROL VALVE	1/2"	1/2"	2"	2"	COMFORT DESIGNS XSS 6237BF COL L-BAR, MOEN 8346, JAY R. SMITH 220-10
U-1	VITREOUS CHINA, WALL MOUNTED URINAL, HYDROELECTRIC SENSOR FLUSH VALVE WITH BATTERY BACKUP, 0.125 GPF, ADA	17" FLOOR TO RIM	3/4"		2"	2"	KOHLER K-4991-ET, TOTO TET1UA
WC-1	VITREOUS CHINA, FLOOR MOUNTED WATER CLOSET, HYDROELECTRIC SENSOR FLUSH VALVE WITH BATTERY BACKUP, 1.28 GPF, ADA	17" FLOOR TO RIM	1"		4"	4"	KOHLER K-96057, TOTO TET1LA
WC-2	VITREOUS CHINA, FLOOR MOUNTED WATER CLOSET, HYDROELECTRIC SENSOR FLUSH VALVE WITH BATTERY BACKUP, 1.28 GPF, ADA	15" FLOOR TO RIM	1"		4"	4"	KOHLER K-96053, TOTO TET1LA

MARK	LOCATION	BASIS OF DESIGN	TANK STORAGE CAPACITY, GAL.	ASME CONST. (Y/N)	RECOVERY AT 100°F RISE (GPH)	FUEL DATA			ELECTRICAL		TEMP SETTING, °F	PIPE CONNECTION SIZE	
						TYPE	INPUT, MBH	OUTPUT, MBH	GAS PRESSURE, IN W.C.	VOLTAGE, V			PHASE
GWH-1	E128 - STORAGE	A.O. SMITH BTH-250	100	N	291	NATURAL GAS	250	240	3.5 - 14	120	1	140	1 1/2"
GWH-2	E128 - STORAGE	A.O. SMITH BTH-250	100	N	291	NATURAL GAS	250	240	3.5 - 14	120	1	140	1 1/2"

MARK	LOCATION	SYSTEM	BASIS OF DESIGN	TYPE	CAPACITY, GPM	PUMP HEAD, FT H <sub>2</sub> O	CONNECTION SIZE	MOTOR DATA	
								VOLTAGE, V	PHASE
HWCP-1	B133 - JAN.	EW-1 - 120"HW RECIRC LOOP	BELL & GOSSETT ECOIRC XL 19-16	IN-LINE	3	8	3/4"	115	1
HWCP-2	C112 - STORAGE	EW-2 - 120"HW RECIRC LOOP	BELL & GOSSETT ECOIRC XL 19-16	IN-LINE	1	5	3/4"	115	1
HWCP-3	D229 - STOR	EW-3 - 120"HW RECIRC LOOP	BELL & GOSSETT ECOIRC XL 19-16	IN-LINE	2	9	3/4"	115	1
HWCP-4	E214 - MECH	EW-4 - 120"HW RECIRC LOOP	BELL & GOSSETT ECOIRC XL 19-16	IN-LINE	2	10	3/4"	115	1
HWCP-5	E128 - STORAGE	GWH-1 & GWH-2 - 140"HW RECIRC LOOP	BELL & GOSSETT ECOIRC XL 19-16	IN-LINE	5	12	3/4"	115	1

MARK	DESCRIPTION	INSTALLATION LOCATION	BASIS OF DESIGN	ASSE NO.	INLET CONNECTION	OUTLET CONNECTION	MAX PRESSURE DROP, PSI	AT FLOW RATE, GPM	MINIMUM FLOW	TEMPERATURE SETTING, °F
TV-2	THERMOSTATIC WATER MIXING	ABOVE CEILING	POWERS LFLM485	1070	1/2"	1/2"	5	4	0.5	109
TV-3	THERMOSTATIC WATER MIXING	ABOVE CEILING	POWERS LFLM485	1070	3/4"	3/4"	5	4	0.5	109

MARK	SYSTEM	MODEL	TANK TYPE	TANK VOLUME, GAL.	MAX ACCEPTANCE, GAL.	SYSTEM CONNECTION	PRECHARGED CAPACITY	STANDARD WORKING PRESSURE, PSIG	STANDARD OPERATING TEMPERATURE, °F
TET-2	EW-2	AMTROL ST-8	DIAPHRAGM	3.2	1.9	3/4"	50	150	200
TET-3	EW-3	AMTROL ST-5	DIAPHRAGM	2.0	0.9	6/4"	50	150	200
TET-4	EW-4	AMTROL ST-5	DIAPHRAGM	2.0	0.9	3/4"	50	150	200
TET-5	GWH-1 & GWH-2	AMTROL ST-20VC	DIAPHRAGM	8.6	3.2	3/4"	50	150	200

MARK	LOCATION	BASIS OF DESIGN	TANK STORAGE CAPACITY, GAL.	RECOVERY AT 100°F RISE (GPH)	NUMBER OF ELEMENTS	ELECTRICAL DATA			TEMP SETTING, °F	PIPE CONNECTION SIZE
						VOLTAGE, V	TOTAL KW	PHASE		
EW-1	B133 - JAN	A.O. SMITH DRE-52	50	61	3	208	15.0	3	120	3/4"
EW-2	C112 - STORAGE	A.O. SMITH DRE-52	50	55	3	208	13.5	3	120	3/4"
EW-3	D229 - STOR	A.O. SMITH DEN-30	30	24	2	208	6.0	3	120	3/4"
EW-4	E214 - MECH	A.O. SMITH DEN-30	30	24	2	208	6.0	3	120	3/4"

MARK	LOCATION	BASIS OF DESIGN	TYPE	CAPACITY, GPM	PUMP HEAD, FT H <sub>2</sub> O	CONNECTION SIZE	MOTOR DATA	
							HP	VOLTAGE, V
SP-1	ELEVATOR SUMP PIT	ZOELLER OIL GUARD N161 PUMP AND SIMPLEX CONTROL PANEL	EFFLUENT	85	15	2"	1/2	120

MARK	DESCRIPTION	BASIS OF DESIGN	BODY MATERIAL	PLUG TYPE	COVER MATERIAL	COVER SIZE
CO-B	HEAVY DUTY FLOOR CLEANOUT	JAY R SMITH 4220	CAST IRON	TAPERED-THREAD BRONZE	CAST IRON	8" DIA.
ECO	EXTERIOR CLEANOUT	JAY R SMITH 4240	CAST IRON	TAPERED-THREAD BRONZE	CAST IRON	9" DIA.
WCO-A	CONCEALED WALL CLEANOUT	JAY R SMITH 4420	CAST IRON	TAPERED-THREAD BRONZE	STAINLESS STEEL	REFER TO DETAIL
WCO-B	EXPOSED WALL CLEANOUT	JAY R SMITH 4510	CAST IRON	TAPERED-THREAD BRONZE	N/A	N/A

TYPE	DRAIN TYPE	MANUFACTURER	MODEL	BODY TYPE	GRATE SIZE	GRATE FINISH / TYPE
FD-B	EQUIPMENT FLOOR DRAIN	JAY R SMITH	2120	CAST IRON	9" DIA.	C.I./TRACTOR
FD-C	EQUIPMENT FLOOR DRAIN	JAY R SMITH	2005-F37	CAST IRON	8" DIA.	NIKALOY EXTENDED RIM
FD-D	EQUIPMENT FLOOR DRAIN	JAY R SMITH	2120-ARJO	CAST IRON	8" DIA.	ACID RESISTANCE COATING
FS-E	KITCHEN FLOOR SINK	JAY R SMITH	3150-13	CAST IRON	12" SQ.	SUPER-FLO
OSD-A	OPEN SITE DRAIN WITH BACKWATER VALVE	JAY R SMITH	2005-F37 / 7022	CAST IRON	9" DIA.	CAST IRON
OSD-B	OPEN SITE DRAIN WITH BACKWATER VALVE	JAY R SMITH	2005-F37 / 7080	CAST IRON	9" DIA.	CAST IRON
RD-A	ROOF DRAIN	JAY R SMITH	1800	CAST IRON	15" DIA.	C.I. LOCKING DOME
RD-B	ROOF DRAIN	JAY R SMITH	1015	CAST IRON	15" DIA.	C.I. LOCKING DOME
RD-C	ROOF DRAIN	JAY R SMITH	1330	CAST IRON	8" DIA.	C.I. LOCKING DOME
SDN	SECONDARY DISCHARGE NOZZLE	JAY R SMITH	1770-BS	NICKEL BRONZE	PIPE SIZE	STAINLESS STEEL BIRD SCREEN

MARK	SYSTEM	BASIS OF DESIGN	ADJUSTABLE REDUCED PRESSURE RANGE	CONNECTION SIZE	CAPACITY, GPM	MAX. PSI LOSS @ FLOW, PSI

### PLUMBING GENERAL NOTES

- INSTALLATION AND MATERIALS SHALL COMPLY WITH THE VIRGINIA UNIFORM STATEWIDE BUILDING CODE AND THE INTERNATIONAL PLUMBING CODE.
- THE DESIGN IS BASED ON MANUFACTURERS AND MODELS INDICATED, AND IS INTENDED TO SHOW THE GENERAL SIZE, CONFIGURATION, LOCATION, CONNECTIONS AND/OR SUPPORT FOR EQUIPMENT OR SYSTEMS SPECIFIED WITH RELATION TO THE OTHER BUILDINGS/SYSTEMS. SEE SPECIFICATIONS SECTIONS FOR TECHNICAL REQUIREMENTS.
- REFER TO CIVIL DRAWINGS FOR LOCATIONS AND INVERT ELEVATIONS OF WATER SUPPLY, SANITARY DRAIN AND STORM DRAIN LINES.
- REFER TO ARCHITECTURAL DRAWINGS FOR ALL PHASING DETAILS.

### PLUMBING INSTALLATION

- CONTRACTOR SHALL FIELD VERIFY LOCATION OF ALL EXISTING PIPING, MANHOLES, ETC. BEFORE ANY NEW PIPING IS INSTALLED.
- SLOPES AND INVERT ELEVATIONS OF SEWERS, MANHOLES, GREASE INTERCEPTORS, ETC. SHALL BE ESTABLISHED AND VERIFIED BY PLUMBING CONTRACTOR BEFORE ANY PIPING IS INSTALLED IN ORDER THAT PROPER SLOPES WILL BE MAINTAINED AND NECESSARY INVERT ELEVATIONS OBTAINED.
- UNDERGROUND SANITARY AND STORM SEWER PIPING EXISTING THE BUILDING SHALL BE CAST IRON OR SCHEDULE 40 PVC TO AT LEAST 5'-0" OUTSIDE THE BUILDING UNLESS INDICATED OTHERWISE.
- ALL FLOOR DRAINS SHALL HAVE STANDARD 3" SEAL, CAST IRON, P-TRAPS IN ACCORDANCE WITH THE PLUMBING CODE. FLOOR DRAINS IN KITCHEN SPACES, MECHANICAL ROOMS AND JANITOR CLOSETS SHALL BE PROVIDED WITH TRAP PRIMERS. ALL OTHER FLOOR DRAINS SHALL BE PROVIDED WITH TRAP SEALS.
- PROVIDE WALL CLEANOUTS AT THE BASE OF ALL RAIN CONDUCTORS, SOIL STACKS, WASTE STACKS, AND ON THE FIRST FLOOR OF ALL HORIZONTAL BRANCH DRAINS.
- PLUMBING PIPING ABOVE FINISHED FLOOR SHALL BE RUN AS HIGH AS POSSIBLE, BELOW AND AVOIDING DUCTWORK AS APPLICABLE FOR ACCESSIBILITY AND MAINTENANCE.
- SLEEVE AND FIRESTOP ALL PENETRATIONS THROUGH FIRE RATED CEILING, FLOORS OR WALLS IN ORDER TO MAINTAIN THE FIRE RATING INTEGRITY. SLEEVE AND GULK ALL PENETRATIONS THROUGH NON-FIRE RATED WALLS. REFER TO ARCHITECTURAL DRAWINGS FOR FIRESTOPPING DETAILS AND DETAILS OF PENETRATIONS THROUGH NON-FIRE RATED FLOORS AND WALLS.
- PROVIDE 18"x4"x20" STEEL PLATES FOR HOLDING SUPPORT BOLTS FOR WALL HANGERS ON LAVATORIES AND URINALS. PLATE TO BE INSTALLED IN WALL CONSTRUCTION BEFORE FIXTURES.
- FLUSH VALVE ACTUATORS FOR ACCESSIBLE WATER CLOSETS SHALL BE INSTALLED ON THE OPEN SIDE OF THE TOILET COMPARTMENT IN ACCORDANCE WITH ICC/ANSI A117.1, SECTION 604.6 AND 2010 STANDARDS FOR ACCESSIBLE DESIGN.
- NO BACKFLOW PREVENTERS SHALL BE INSTALLED IN CEILING. INSTALL BETWEEN 3 AND 5 FEET ABOVE FINISHED FLOOR.
- PROVIDE APPROVED CHECK VALVE IN ALL WATER SUPPLIES TO MOP BASINS.
- PROVIDE APPROVED VACUUM BREAKERS FOR ALL WATER SUPPLIES WITH HOSE CONNECTIONS.
- ALL CUTOFF VALVES, SHOCK ABSORBERS, ETC. SHALL BE ACCESSIBLE THROUGH AN ACCESS DOOR OR THROUGH LAY-IN CEILING. PROVIDE ACCESS DOOR WHERE REQUIRED.
- MAKE PROPER HOT & COLD WATER, HOT WATER RETURN, WASTE, VENT, GAS, ETC. PIPING CONNECTIONS TO ALL FIXTURES AND EQUIPMENT THROUGH ALL BRANCH MAINS, ELBOWS AND CONNECTIONS ARE NOT SHOWN.
- ALL FLOOR DRAINS AND FLOOR CLEANOUTS SHALL BE EASILY ACCESSIBLE. CONTRACTOR SHALL VERIFY ALL FLOOR DRAINS AND FLOOR CLEANOUTS ARE FLUSH WITH FINISHED FLOOR, CLEAR OF ANY DEBRIS AND CLEAR OF ANY FLOOR FINISHES OR SURFACES.

### PLUMBING COORDINATION

- CONTRACTOR SHALL COORDINATE WITH ALL OTHER TRADES PRIOR TO FABRICATION OR INSTALLATION OF ANY NEW PIPING OR EQUIPMENT. IT IS THE RESPONSIBILITY OF THE CONTRACTOR TO REVIEW THE WORK OF OTHER TRADES (INCLUDING, BUT NOT LIMITED TO, STRUCTURAL, ARCHITECTURAL, CIVIL, FIRE SUPPRESSION, FIRE ALARM, MECHANICAL, ELECTRICAL, AND FOOD SERVICE/KITCHEN CONSULTANT) AS IT AFFECTS THE PLUMBING WORK, AND AS THE PLUMBING CONTRACTOR'S WORK AFFECTS OTHER TRADES TO ENSURE THAT THE CONSTRUCTION DOCUMENTS ARE CLOSELY FOLLOWED. WHERE DISCREPANCIES ARISE, THEY SHALL BE REFERRED TO THE A/E PRIOR TO PROCEEDING FURTHER.
- CONTRACTOR SHALL COORDINATE ALL FOOTING AND FOUNDATION ELEVATIONS WITH PIPING PRIOR TO UNDERGROUND PIPING LAYOUT.
- COORDINATE WITH ARCHITECTURAL DRAWINGS BEFORE ROUTING-IN PLUMBING FIXTURES TO VERIFY EXACT LOCATION AND MOUNTING HEIGHTS.
- COORDINATE ALL FLOOR DRAIN AND OPEN SIGHT DRAIN LOCATIONS WITH MECHANICAL EQUIPMENT AND HOUSEKEEPING KEYS IN MECHANICAL SPACES.
- COORDINATE PLUMBING RISERS WITH WALLS WITH WALL CONSTRUCTION AND OTHER TRADES.
- CONTRACTOR SHALL COORDINATE FLUSH VALVE HEIGHTS WITH GRAB BARS AND SHALL MAKE ALL NECESSARY MODIFICATIONS TO FLUSH VALVES TO ENSURE THEY FIT WITH GRAB BAR MOUNTING HEIGHTS.
- ALL VENT TERMINALS ABOVE ROOF SHALL BE A MINIMUM OF 25'-0" AWAY FROM HVAC UNITS, AIR INTAKE, FRESH AIR INTAKE LOUVERS AND OUTSIDE EQUIPMENT SCREENS.

### PLUMBING LEGEND SYMBOLS AND ABBREVIATIONS

TYPICAL PIPING	SYMBOL	DESCRIPTION
TEE OR ELBOW FROM TOP OF MAIN		
TOP OF MAIN		
BOTTOM OF MAIN		
SIDE OF MAIN		
IN PLAN		
DIAGRAMMATIC		
EXISTING TO REMAIN		
EXISTING TO BE DEMOLISHED		
COLD WATER		CW
HOT WATER		HW
HOT WATER RETURN		HWR
TEMPERED WATER		TW
SANITARY SOIL & WASTE		SAN
SANITARY VENT		SV
STORM SEWER		SD
SECONDARY STORM SEWER		SSD
LOW PRESSURE NATURAL GAS		LPG
MEDIUM PRESSURE NATURAL GAS		MPG
DIRECTION OF SLOPE DOWN		
DIRECTION OF FLOW		
CUTOFF VALVE (IN PLAN)		CV
CUTOFF VALVE (IN VERTICAL)		
GATE VALVE		
CHECK VALVE		
BALANCING VALVE		
GAS COCK		
BACKFLOW PREVENTER		BFP
TEMPERING VALVE		
CLEAN-OUT		CO
SHOCK ABSORBER		SA
STRAINER		
HANDICAPPED ACCESSIBLE FIXTURE		

### IDENTIFICATION KEY

NUMBER INDICATES SECTION.  
DRAWING NUMBER WHERE ELEVATION, SECTION, OR DETAIL IS TAKEN.

LETTER INDICATES ELEVATION OR DETAIL.  
DRAWING NUMBER WHERE ELEVATION, SECTION, OR DETAIL IS DRAWN.  
ADDITIONAL REFERENCED DRAWINGS.

SECTION, ELEVATION, OR DETAIL SYMBOL

MARK	DESCRIPTION	BASIS OF DESIGN	CONNECTION	UNIT MATERIAL
SI	SEDIMENT INTERCEPTOR	JAY R SMITH 8710	1 1/2"	CAST IRON

TYPE	DESCRIPTION	BASIS OF DESIGN	MOUNTING HEIGHT	COLD WATER, IN.
HB	HOSE BIBB	GUY GRAY BIM875	18" ABOVE FINISHED FLOOR	1/2"
IMB	ICE MAKER BOX	JAY R SMITH 5619	42" FLOOR TO CENTERLINE	1/2"
WH	FREEZE-PROOF WALL HYDRANT	JAY R SMITH 5619	18" ABOVE FINISHED GRADE	1/2"

MARK	DESCRIPTION	ASME NO.	BASIS OF DESIGN	CONNECTION SIZE	CAPACITY, GPM	MAX. PSI LOSS @ FLOW, PSI
BFP-2	REDUCED PRESSURE ZONE ASSEMBLY	1013	WATTS LF009	3/4"	10	13.0
BFP-3	REDUCED PRESSURE ZONE ASSEMBLY	1013	WATTS LF009	1 1/2"	40	15.0
BFP-A	SPILL-RESISTANT ATMOSPHERIC VACUUM BREAKER	1001	WATTS LF289	1 1/2"	2	6.0
BFP-B	DUAL CHECK VALVE WITH INTERMEDIATE ATMOSPHERIC VENT	1012	WATTS LF9D	1 1/2"	5	10.0
BFP-C	DUAL CHECK VALVE	1024	WATTS LF7	1 1/2"	2	6.0
BFP-D	DUAL CHECK VALVE	1024	WATTS LF7C	1 1/2"	2	6.0
BFP-E	ANTI-SIPHON, SPILL RESISTANCE VACUUM BREAKER	1056	WATTS LF008PQCT	3/4"	10	4.0

5228 VALLEYFRONT PKWY, SUITE 4  
ROANOKE, VIRGINIA 24019  
(800) 966-4444  
D. SHR 18410 CRWD

ADDENDUM 03  
Proposal Request 02

DATE: 1/10/20  
PROJECT: 15231-04  
DESIGNED: SHR  
DRAWN: SHR  
CHECKED: RWD

MARK DATE BY  
3 1/10/20 3/17/20

REVISIONS

DATE: 12-09-2019  
PROJECT: 15231-04  
DESIGNED: SHR  
DRAWN: SHR  
CHECKED: RWD

28 Church Ave SW  
Roanoke, Virginia 24011  
(540)344-1212

DAVID L. ROLLER

**PLUMBING GENERAL NOTES**

1. WHERE EXISTING SANITARY WASTE RUNOUT PIPING BELOW FLOOR IS NOT BEING REUSED, THE RUNOUT SHALL BE PLUGGED AND SEALED AIR TIGHT THEN ABANDONED IN PLACE. AT THE TAKEOFF FROM THE MAIN, THE SANITARY WASTE PIPING SHALL BE PLUGGED AND SEALED AIR TIGHT TO PREVENT DEADENDS OF THE EXISTING SYSTEM TO REMAIN AND PRESERVE THE INTEGRITY OF THE SYSTEM AS A WHOLE.
2. REFER TO FLOOR PLANS AND RISER DIAGRAMS FOR ADDITIONAL INFORMATION.

**ASCENT**  
ENGINEERING GROUP  
5228 VALLEYFRONT PKWY, SUITE 4  
ROANOKE, VIRGINIA 24019  
(800) 363-4444  
D. SHR 18410 CRWD

MARK	DATE	BY	DESCRIPTION


DATE	PROJECT	DESIGNED	DRAWN	CHECKED	DATE	BY	DESCRIPTION
12-09-2019	15231-04	SHR	SHR	RWD			

**RRMM**  
ARCHITECTS, PC  
28 Church Ave SW  
Roanoke, Virginia 24011  
(540)344-1212

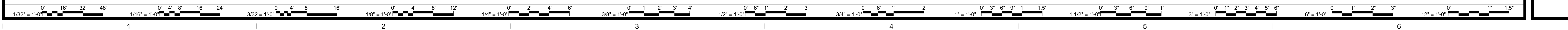
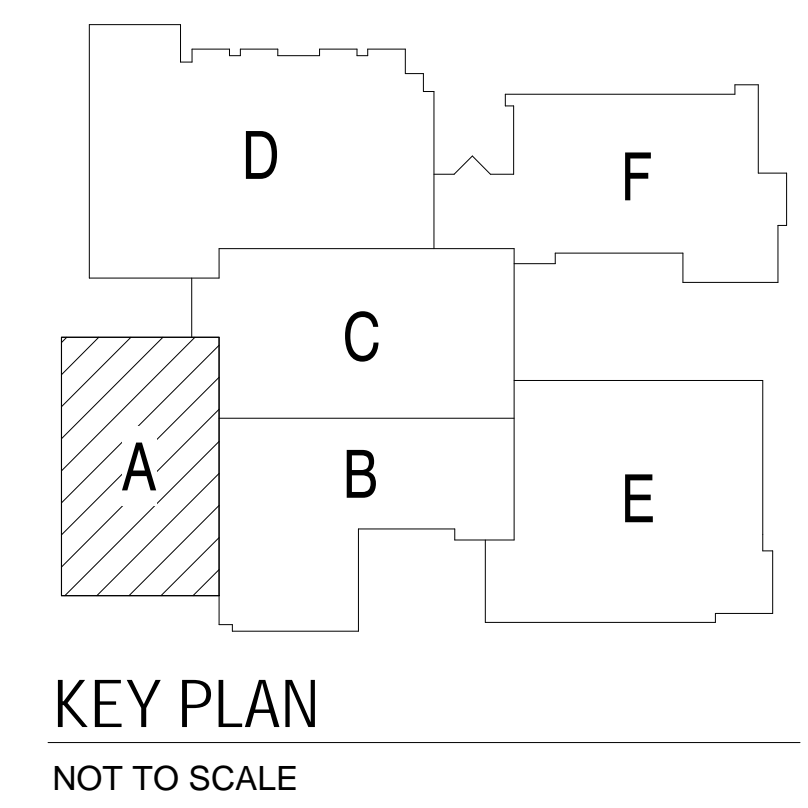


PROJECT SALEM HIGH SCHOOL ADDITIONS AND RENOVATIONS  
SALEM CITY SCHOOLS  
400 SPARTAN DRIVE  
SALEM, VA 24153  
DRAWING PLUMBING FOUNDATION - AREA A

SHEET  
**P-101**



1 PLUMBING FOUNDATION PLAN - AREA A  
SCALE: 1/8" = 1'-0"



12/4/2019 2:43:01 PM B:\360718231-04 Salem HS\18410 MEP Central 2019.rvt

PLUMBING SHEET NOTES

- ① PLUG EXISTING SANITARY PIPING BELOW FLOOR AND SEAL AIR TIGHT.
- ② 2" SANITARY WITH P-TRAP
- ③ 3" SANITARY WITH P-TRAP
- ④ 4" SANITARY WITH P-TRAP

PLUMBING GENERAL NOTES

- 1. WHERE EXISTING SANITARY WASTE RUNOUT PIPING BELOW FLOOR IS NOT BEING REUSED, THE RUNOUT SHALL BE PLUGGED AND SEALED AIR TIGHT THEN ABANDONED IN PLACE. AT THE TAKEOFF FROM THE MAIN, THE SANITARY WASTE PIPING SHALL BE PLUGGED AND SEALED AIR TIGHT TO PREVENT DEADENDS OF THE EXISTING SYSTEM TO REMAIN AND PRESERVE THE INTEGRITY OF THE SYSTEM AS A WHOLE.
- 2. REFER TO FLOOR PLANS AND RISER DIAGRAMS FOR ADDITIONAL INFORMATION.




5228 VALLEYFRONT PKWY, SUITE 4  
ROANOKE, VIRGINIA 24019  
(800) 360-4444

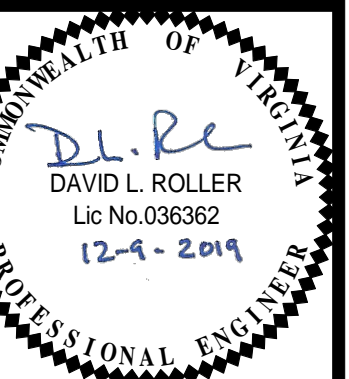
D:SHR 18410 CRWD

MARK	DATE	BY	DESCRIPTION

DATE	PROJECT	DESIGNED	DRAWN	CHECKED	SHR	SHR	RWD
12-09-2019	15231-04	SHR	SHR				



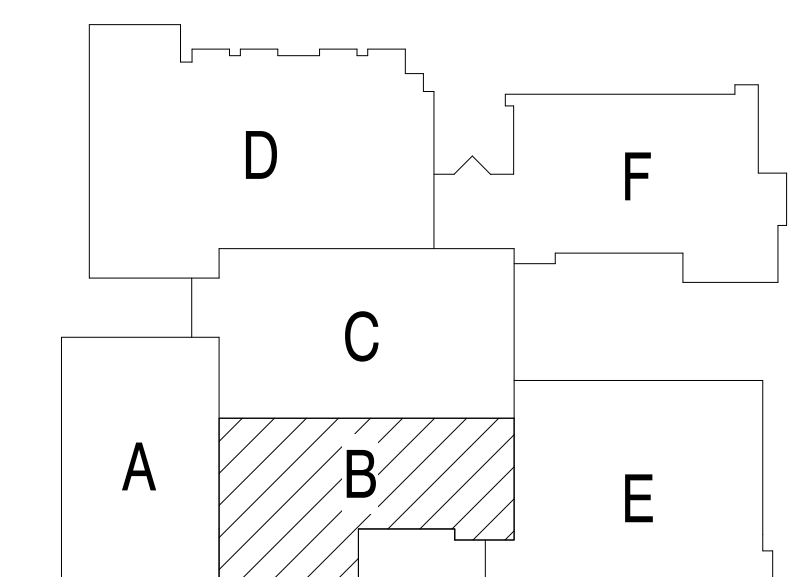
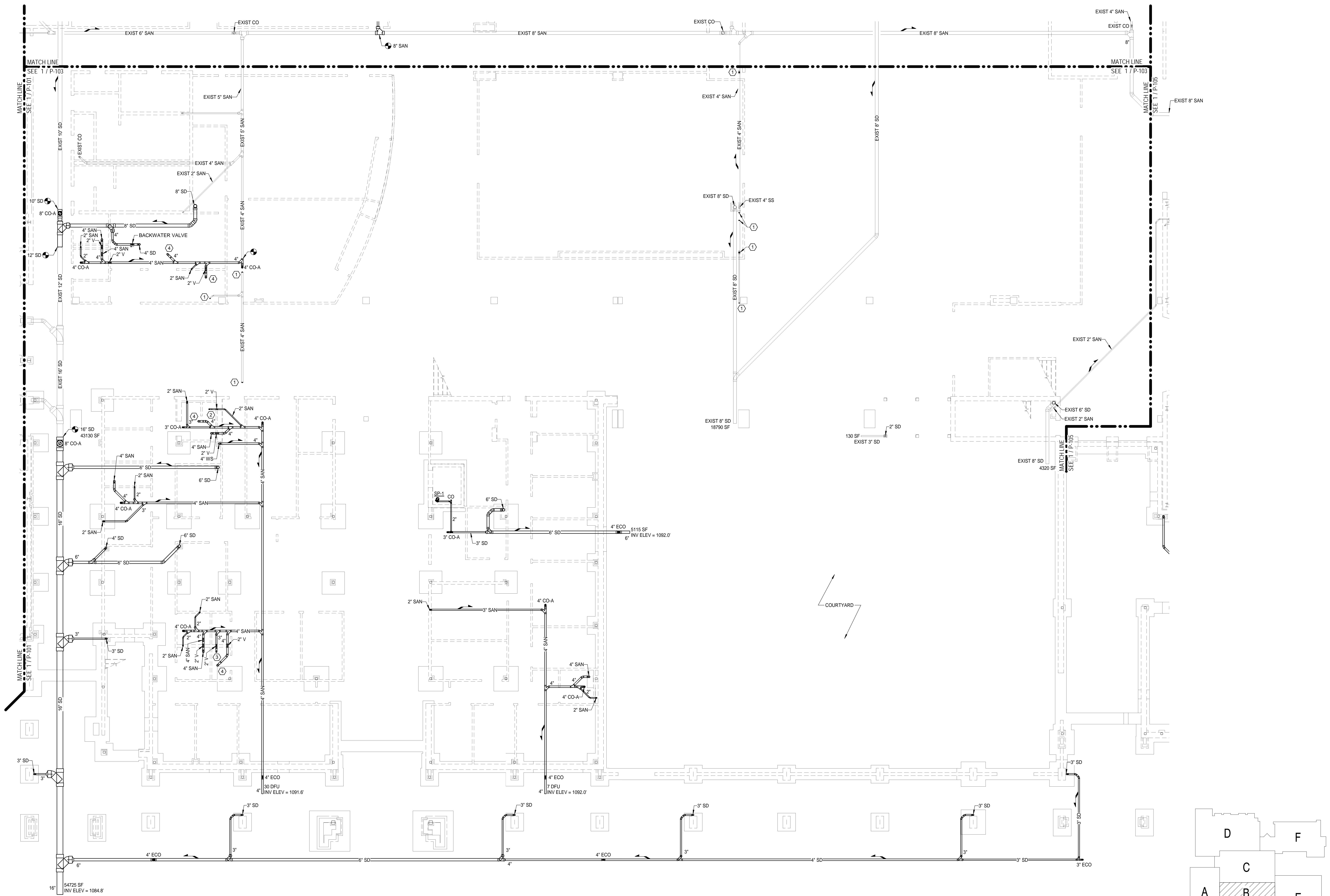
RRMM ARCHITECTS, PC  
28 Church Ave SW  
Roanoke, Virginia 24011  
(540)344-1212



PROJECT SALEM HIGH SCHOOL ADDITIONS AND RENOVATIONS  
SALEM CITY SCHOOLS  
400 SPARTAN DRIVE  
SALEM, VA 24153

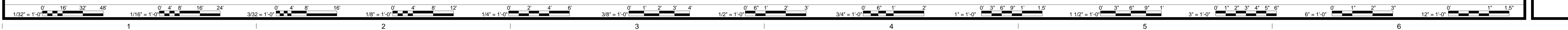
DRAWING PLUMBING FOUNDATION - AREA B

SHEET P-102



KEY PLAN  
NOT TO SCALE

1 PLUMBING FOUNDATION PLAN - AREA B  
SCALE: 1/8" = 1'-0"



12/4/2019 2:15:25 PM BIM 360//18231-04 Salem HS18410 MEP Central 2019.rvt

**PLUMBING GENERAL NOTES**

- WHERE EXISTING SANITARY WASTE RUNOUT PIPING BELOW FLOOR IS NOT BEING REUSED, THE RUNOUT SHALL BE PLUGGED AND SEALED AIR TIGHT THEN ABANDONED IN PLACE. AT THE TAKEOFF FROM THE MAIN, THE SANITARY WASTE PIPING SHALL BE PLUGGED AND SEALED AIR TIGHT TO PREVENT DEADENDS OF THE EXISTING SYSTEM TO REMAIN AND PRESERVE THE INTEGRITY OF THE SYSTEM AS A WHOLE. REFER TO FLOOR PLANS AND RISER DIAGRAMS FOR ADDITIONAL INFORMATION.

**PLUMBING SHEET NOTES**

- ① PLUG EXISTING SANITARY PIPING BELOW FLOOR AND SEAL AIR TIGHT.
- ② 2" SANITARY WITH P-TRAP
- ③ 4" SANITARY WITH P-TRAP




5228 VALLEYFRONT PKWY, SUITE 4  
ROANOKE, VIRGINIA 24019  
(540) 344-4444

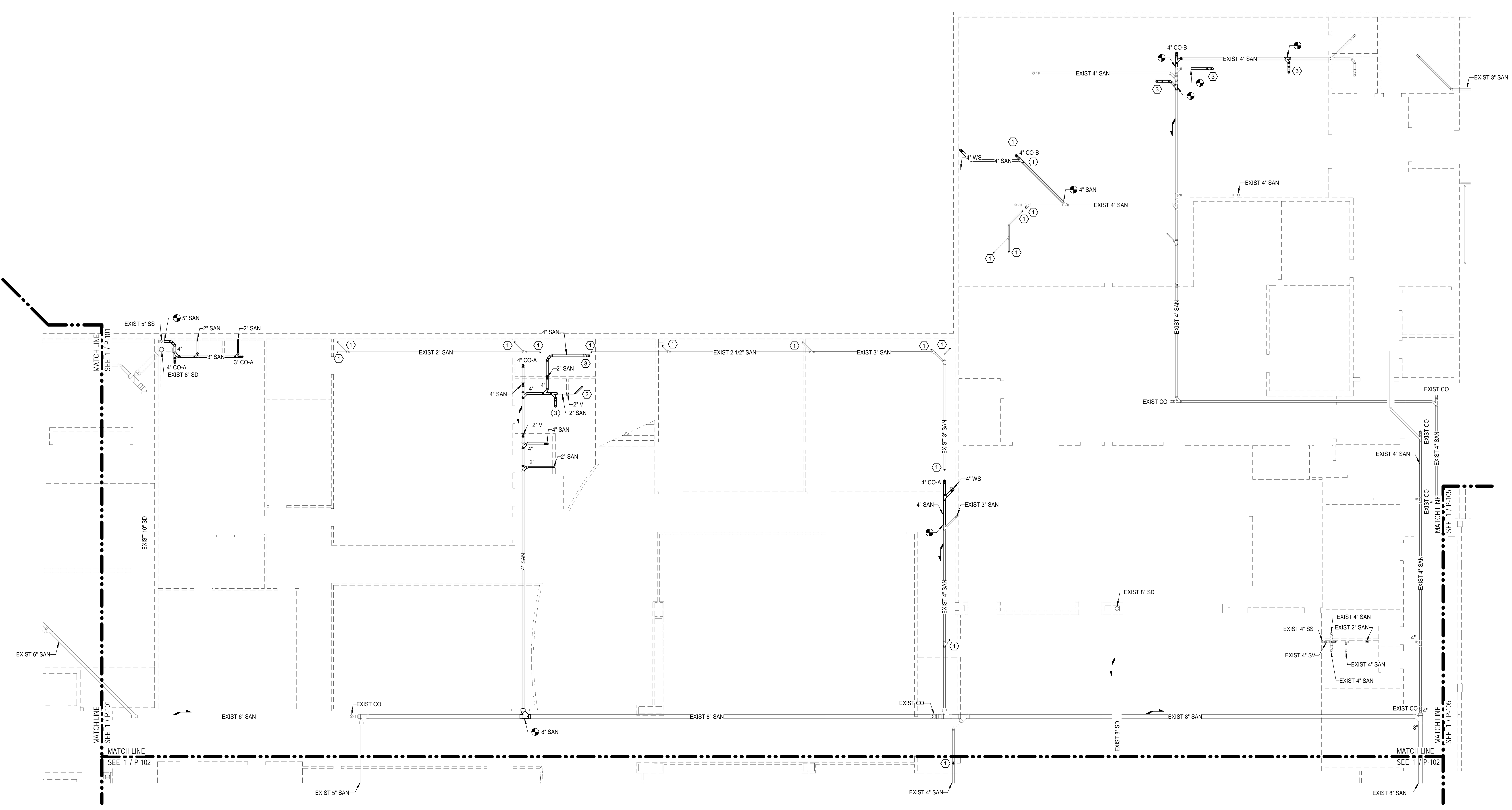
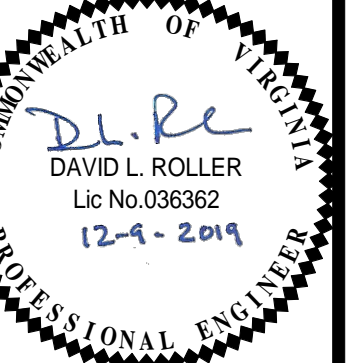
D. SHR 18410 CRWD

MARK	DATE	BY	DESCRIPTION

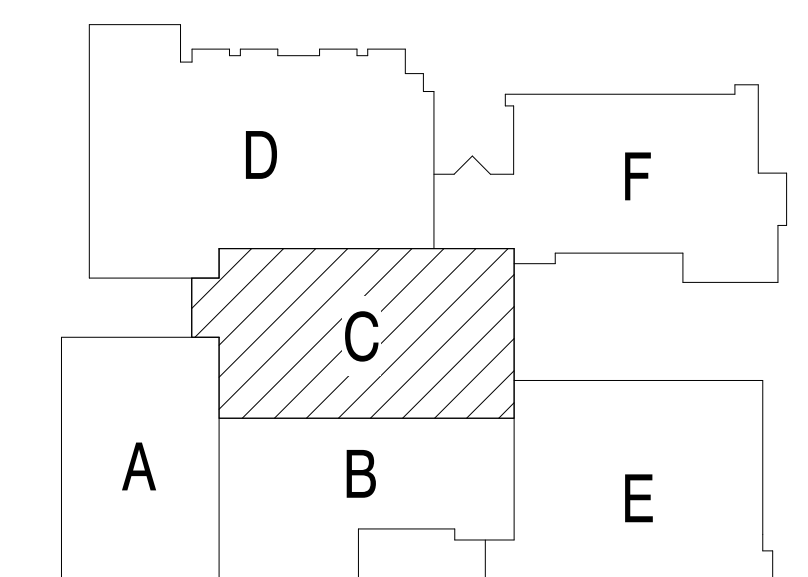
DATE	PROJECT	DESIGNED	DRAWN	CHECKED	SHR	SHR	RWD
12-09-2019	15231-04	SHR	SHR				



RRMM ARCHITECTS, PC  
28 Church Ave SW  
Roanoke, Virginia 24011  
(540)344-1212



**PLUMBING FOUNDATION PLAN - AREA C**  
SCALE: 1/8" = 1'-0"



**KEY PLAN**  
NOT TO SCALE

PROJECT SALEM HIGH SCHOOL ADDITIONS AND RENOVATIONS  
SALEM CITY SCHOOLS  
400 SPARTAN DRIVE  
SALEM, VA 24153

DRAWING PLUMBING FOUNDATION - AREA C

SHEET  
**P-103**

12/4/2019 2:16:04 PM BIM 360://18231-04 Salem HS18410 MEP Central 2019.rvt

PLUMBING SHEET NOTES

① 4" SANITARY WITH P-TRAP

PLUMBING GENERAL NOTES

1. WHERE EXISTING SANITARY WASTE RUNOUT PIPING BELOW FLOOR IS NOT BEING REUSED, THE RUNOUT SHALL BE PLUGGED AND SEALED AIR TIGHT THEN ABANDONED IN PLACE. AT THE TAKEOFF FROM THE MAIN, THE SANITARY WASTE PIPING SHALL BE PLUGGED AND SEALED AIR TIGHT TO PREVENT DEADENDS OF THE EXISTING SYSTEM TO REMAIN AND PRESERVE THE INTEGRITY OF THE SYSTEM AS A WHOLE.  
 2. REFER TO FLOOR PLANS AND RISER DIAGRAMS FOR ADDITIONAL INFORMATION.




5228 VALLEYFRONT PKWY, SUITE 4  
 ROANOKE, VIRGINIA 24019  
 (540) 344-4444

D. SHR 18410 CRWD

DATE	PROJECT	DESIGNED	DRAWN	CHECKED	MARK	DATE	DESCRIPTION
12-09-2019	15231-04	SHR	SHR	RWD			

DATE	PROJECT	DESIGNED	DRAWN	CHECKED	MARK	DATE	DESCRIPTION
12-09-2019	15231-04	SHR	SHR	RWD			

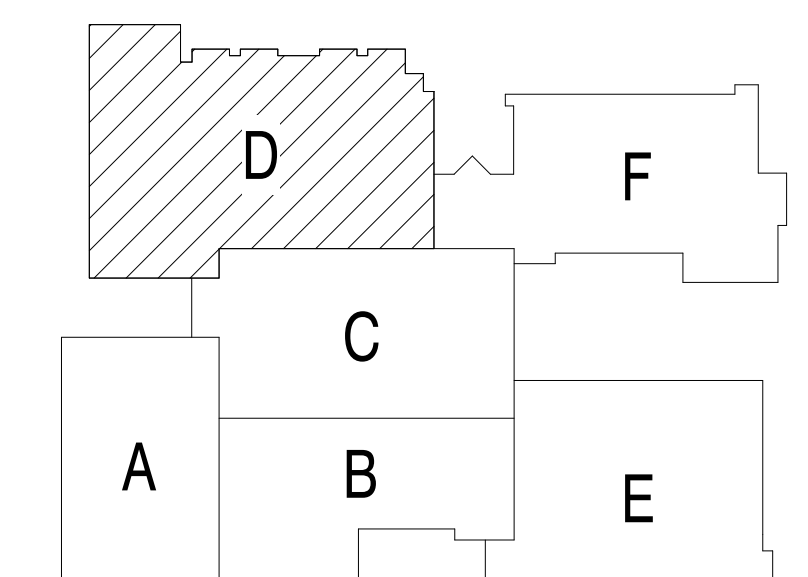
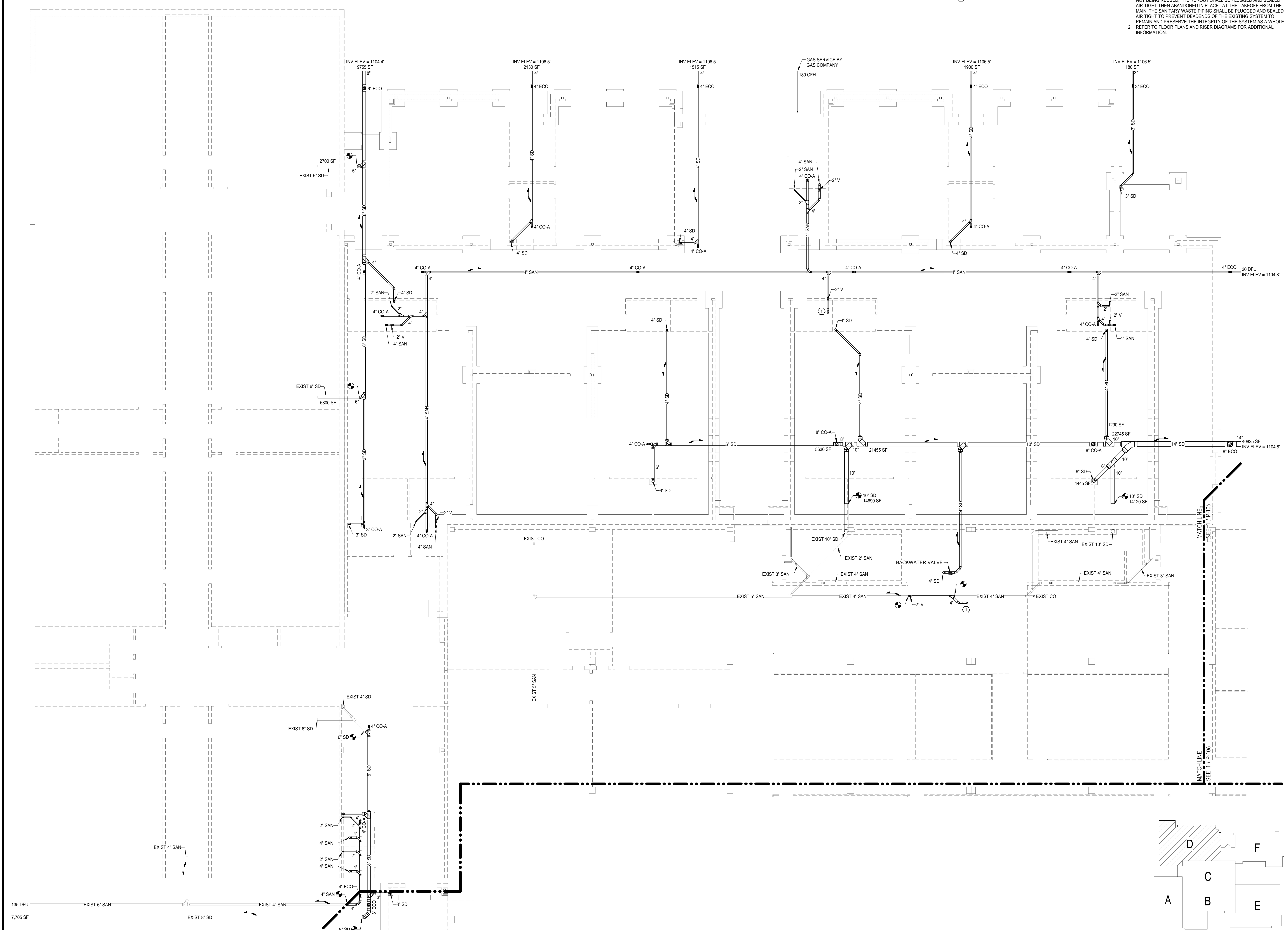


RRMM ARCHITECTS, PC  
 28 Church Ave SW  
 Roanoke, Virginia 24011  
 (540)344-1212

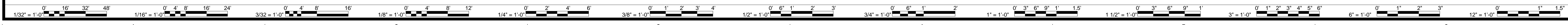


PROJECT SALEM HIGH SCHOOL ADDITIONS AND RENOVATIONS  
 SALEM CITY SCHOOLS  
 400 SPARTAN DRIVE  
 SALEM, VA 24153  
 DRAWING PLUMBING FOUNDATION - AREA D

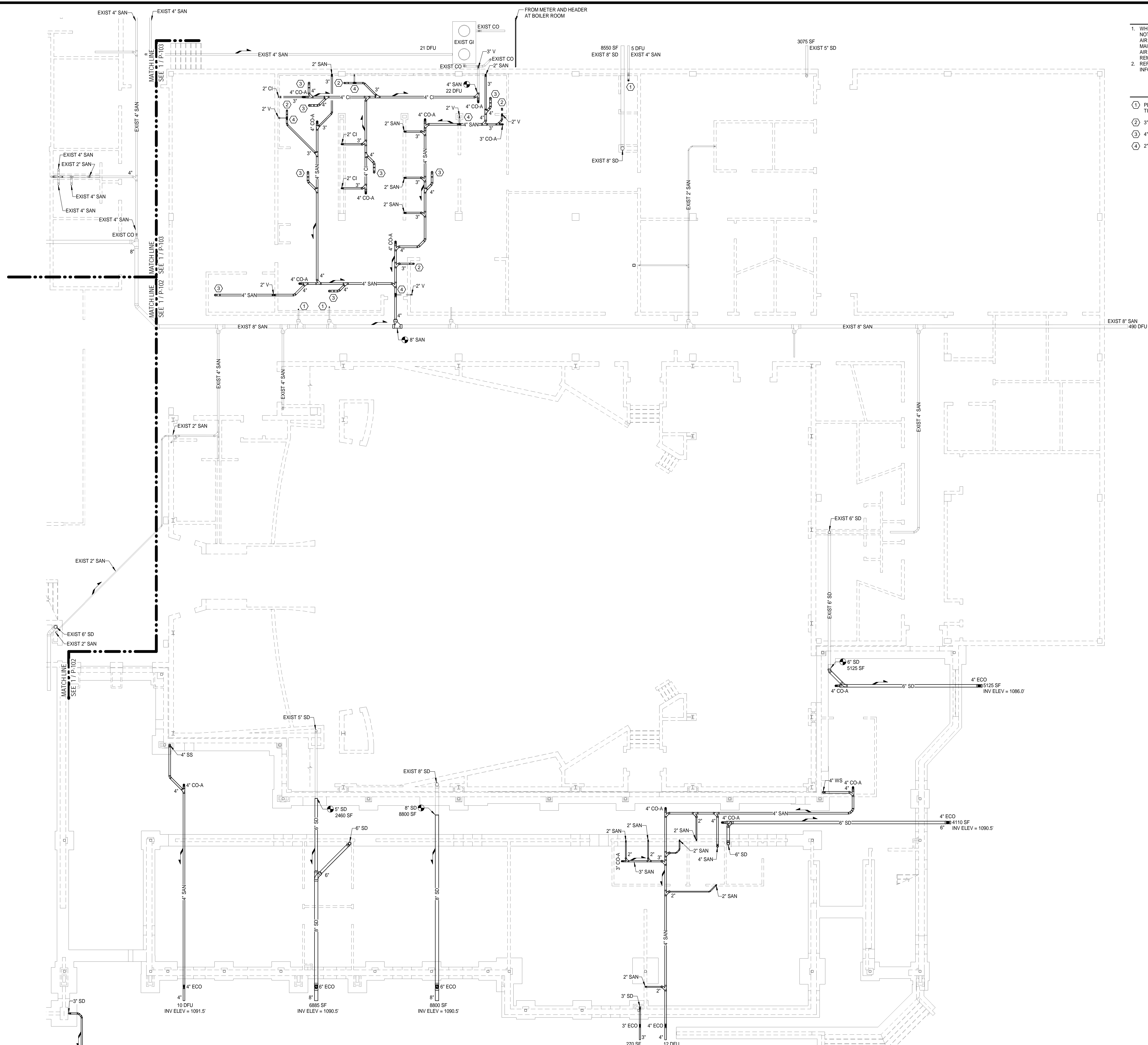
SHEET P-104



1 PLUMBING FOUNDATION PLAN - AREA D  
 P-104 SCALE: 1/8" = 1'-0"



12/4/2019 2:17:12 PM BIM 360//15231-04 Salem HS18410 MEP Central 2019.rvt



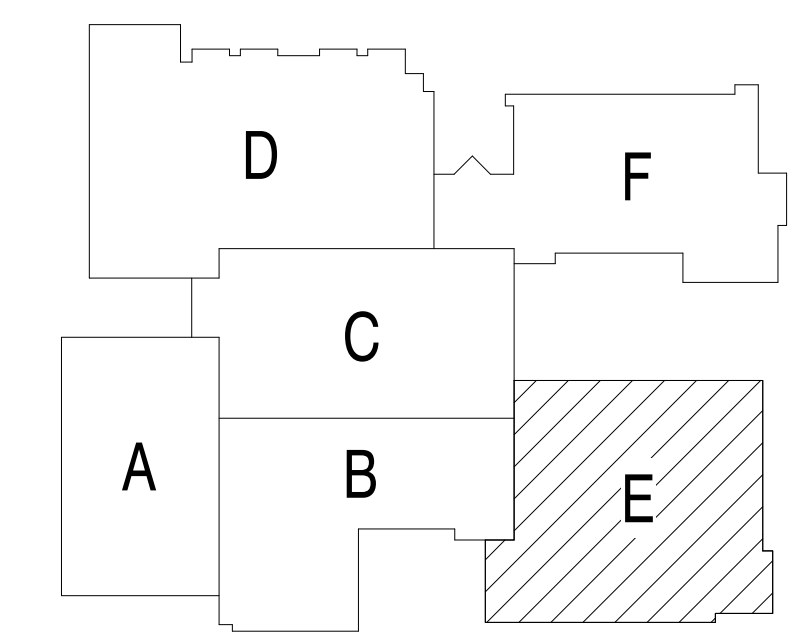
**PLUMBING GENERAL NOTES**

- WHERE EXISTING SANITARY WASTE RUNOUT PIPING BELOW FLOOR IS NOT BEING REUSED, THE RUNOUT SHALL BE PLUGGED AND SEALED AIR TIGHT THEN ABANDONED IN PLACE. AT THE TAKEOFF FROM THE MAIN, THE SANITARY WASTE PIPING SHALL BE PLUGGED AND SEALED AIR TIGHT TO PREVENT DEADENDS OF THE EXISTING SYSTEM TO REMAIN AND PRESERVE THE INTEGRITY OF THE SYSTEM AS A WHOLE. REFER TO FLOOR PLANS AND RISER DIAGRAMS FOR ADDITIONAL INFORMATION.

**PLUMBING SHEET NOTES**

- ① PLUG EXISTING SANITARY PIPING BELOW FLOOR AND SEAL AIR TIGHT.
- ② 3" SANITARY WITH P-TRAP
- ③ 4" SANITARY WITH P-TRAP
- ④ 2" VENT OFF TOP OF PIPE AT 45°

**1 PLUMBING FOUNDATION PLAN - AREA E**  
P-105 SCALE: 1/8" = 1'-0"



**KEY PLAN**  
NOT TO SCALE

**ASCENT**  
ENGINEERING GROUP  
5228 VALLEYFLORENCE PKWY, SUITE 4  
ROANOKE, VIRGINIA 24019  
(540) 360-4444  
D:SHR 18410 CRWD

MARK	DATE	BY	DESCRIPTION

DATE	PROJECT	DESIGNED	DRAWN	CHECKED	SHR	SHR	RWD
12-09-2019	15231-04	SHR	SHR				

**RRMM**  
ARCHITECTS, P.C.  
28 Church Ave SW  
Roanoke, Virginia 24011  
(540)344-1212

COMMONWEALTH OF VIRGINIA  
DAVID L. ROLLER  
Lic No. 038382  
12-4-2019  
PROFESSIONAL ENGINEER

PROJECT SALEM HIGH SCHOOL ADDITIONS AND RENOVATIONS  
SALEM CITY SCHOOLS  
400 SPARTAN DRIVE  
SALEM, VA 24153  
DRAWING PLUMBING FOUNDATION - AREA E

SHEET  
**P-105**

12/4/2019 2:18:35 PM BIN\_360718231-04\_Salem\_HS18410 MEP\_Centiml\_2019.rvt

**PLUMBING GENERAL NOTES**

- WHERE EXISTING SANITARY WASTE RUNOUT PIPING BELOW FLOOR IS NOT BEING REUSED, THE RUNOUT SHALL BE PLUGGED AND SEALED AIR TIGHT THEN ABANDONED IN PLACE. AT THE TAKEOFF FROM THE MAIN, THE SANITARY WASTE PIPING SHALL BE PLUGGED AND SEALED AIR TIGHT TO PREVENT DEADENDS OF THE EXISTING SYSTEM TO REMAIN AND PRESERVE THE INTEGRITY OF THE SYSTEM AS A WHOLE.
- REFER TO FLOOR PLANS AND RISER DIAGRAMS FOR ADDITIONAL INFORMATION.

ASCENT  
ENGINEERING GROUP  
5228 VALLEYFRONT PKWY, SUITE 4  
ROANOKE, VIRGINIA 24019  
(540) 263-4444  
D. SHR 18410 CRWD

MARK	DATE	BY	DESCRIPTION

DATE	PROJECT	DESIGNED	DRAWN	CHECKED
12-09-2019	15231-04	SHR	SHR	RWD

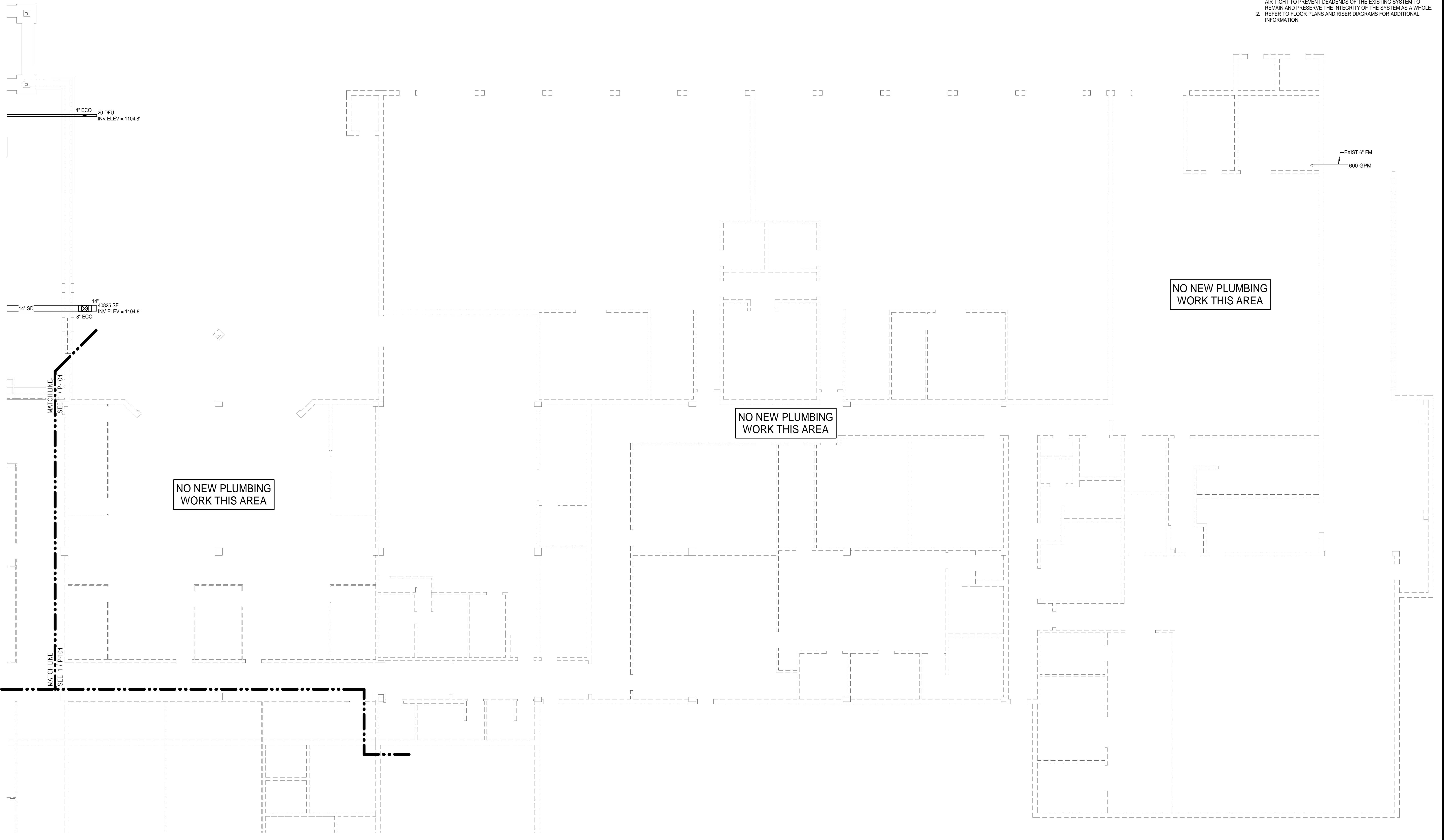
RRMM  
ARCHITECTS, PC  
28 Church Ave SW  
Roanoke, Virginia 24011  
(540)344-1212

DAVID L. ROLLER  
Lic. No. 038382  
12-4-2019  
PROFESSIONAL ENGINEER

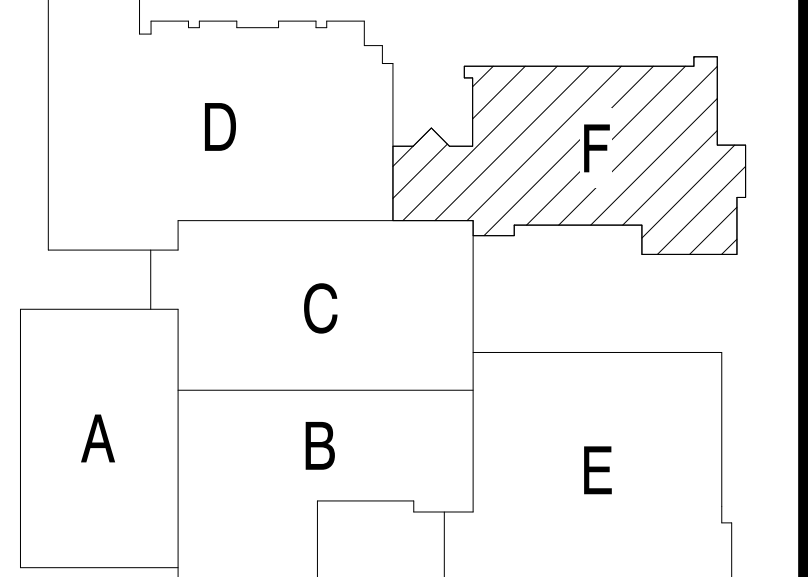
PROJECT SALEM HIGH SCHOOL ADDITIONS AND RENOVATIONS  
SALEM CITY SCHOOLS  
400 SPARTAN DRIVE  
SALEM, VA 24153

DRAWING PLUMBING FOUNDATION - AREA F

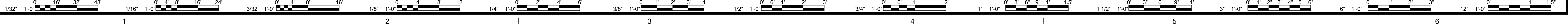
SHEET  
**P-106**



**1 PLUMBING FOUNDATION PLAN - AREA F**  
SCALE: 1/8" = 1'-0"



**KEY PLAN**  
NOT TO SCALE



12/4/2019 2:18:48 PM B:\3607\15231-04\Salem\HS18410 MEP Central 2019.rvt

**PLUMBING GENERAL NOTES**

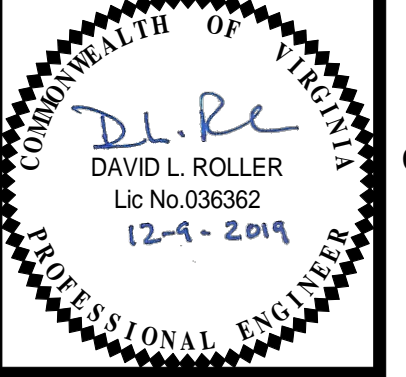
1. SANITARY VENT PIPING ABOVE CEILING UNLESS NOTED OTHERWISE.
2. SANITARY WASTE PIPING ABOVE CEILING UNLESS NOTED OTHERWISE.
3. STORM DRAIN PIPING ABOVE CEILING UNLESS NOTED OTHERWISE.
4. WHERE EXISTING SANITARY WASTE RUNOUT PIPING BELOW FLOOR IS NOT BEING REUSED, THE RUNOUT SHALL BE PLUGGED AND SEALED AIR TIGHT THEN ABANDONED IN PLACE. AT THE TAKEOFF FROM THE MAIN, THE SANITARY WASTE PIPING SHALL BE PLUGGED AND SEALED AIR TIGHT TO PREVENT DEADENDS OF THE EXISTING SYSTEM TO REMAIN AND PRESERVE THE INTEGRITY OF THE SYSTEM AS A WHOLE. REFER TO FOUNDATION PLANS AND RISER DIAGRAMS FOR ADDITIONAL INFORMATION.
5. REFER TO FOUNDATION PLANS AND RISER DIAGRAMS FOR ADDITIONAL INFORMATION.

**ASCENT**  
ENGINEERING GROUP  
5228 VALLEYFRONT PKWY, SUITE 4  
ROANOKE, VIRGINIA 24019  
(800) 263-4144  
D:SHR 18410 CRWD

MARK	DATE	BY	DESCRIPTION

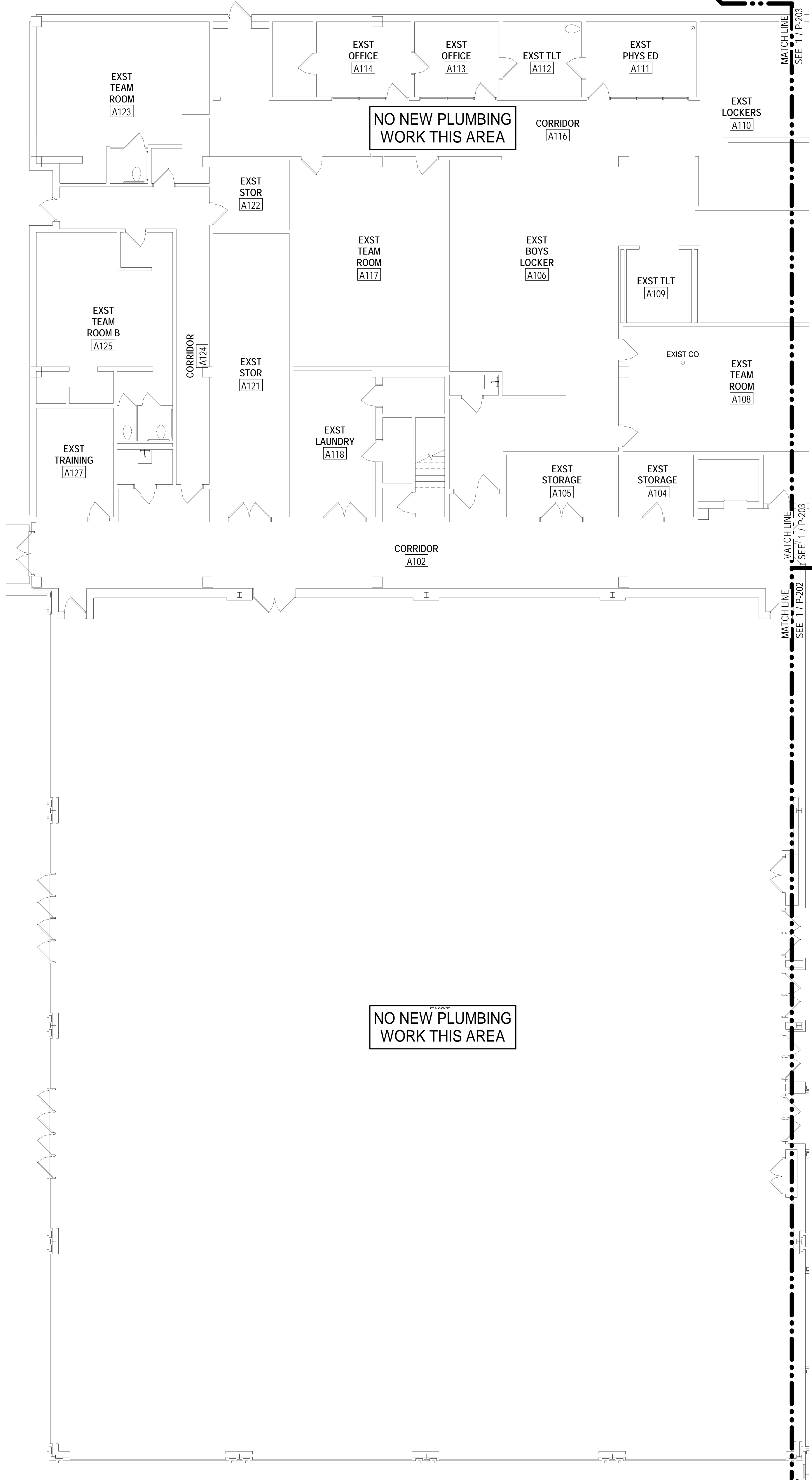
DATE	PROJECT	DESIGNED	DRAWN	CHECKED	SHR	SHR	RWD
12-09-2019	15231-04	SHR	SHR	RWD			

**RRMM**  
ARCHITECTS, P.C.  
28 Church Ave SW  
Roanoke, Virginia 24011  
(540)344-1212



PROJECT: SALEM HIGH SCHOOL ADDITIONS AND RENOVATIONS  
SALEM CITY SCHOOLS  
400 SPARTAN DRIVE  
SALEM, VA 24153  
DRAWING: FIRST FLOOR - PLUMBING SANITARY AND STORM - AREA A

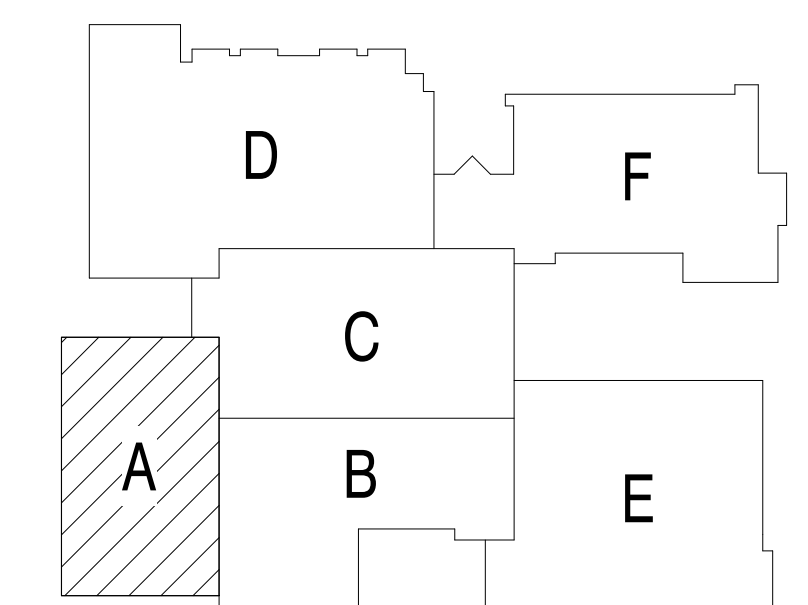
SHEET  
**P-201**



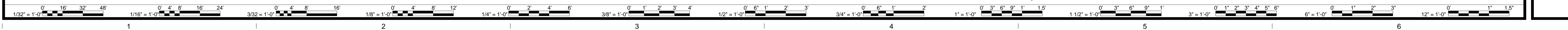
NO NEW PLUMBING WORK THIS AREA

NO NEW PLUMBING WORK THIS AREA

1 P-201 FIRST FLOOR - PLUMBING SANITARY AND STORM PLAN - AREA A  
SCALE: 1/8" = 1'-0"



KEY PLAN  
NOT TO SCALE





PLUMBING SHEET NOTES

- ① 3" SANITARY WITH P-TRAP
- ② 4" SANITARY WITH P-TRAP

PLUMBING GENERAL NOTES

1. SANITARY VENT PIPING ABOVE CEILING UNLESS NOTED OTHERWISE.
2. SANITARY WASTE PIPING ABOVE CEILING UNLESS NOTED OTHERWISE.
3. STORM DRAIN PIPING ABOVE CEILING UNLESS NOTED OTHERWISE.
4. WHERE EXISTING SANITARY WASTE RUNOUT PIPING BELOW FLOOR IS NOT BEING REUSED, THE RUNOUT SHALL BE PLUGGED AND SEALED AIR TIGHT THEN ABANDONED IN PLACE. AT THE TAKEOFF FROM THE MAIN, THE SANITARY WASTE PIPING SHALL BE PLUGGED AND SEALED AIR TIGHT TO PREVENT DEADENDS OF THE EXISTING SYSTEM TO REMAIN AND PRESERVE THE INTEGRITY OF THE SYSTEM AS A WHOLE. REFER TO FOUNDATION PLANS AND RISER DIAGRAMS FOR ADDITIONAL INFORMATION.

**ASCENT**  
ENGINEERING GROUP  
5228 VALLEYFRONT PKWY, SUITE 4  
ROANOKE, VIRGINIA 24019  
(800) 263-4444

D:SHR 18410 CRWD

DATE	PROJECT	DESIGNED	DRAWN	CHECKED	MARK	DATE	DESCRIPTION
12-09-2019	15231-04	SHR	SHR	RWD			

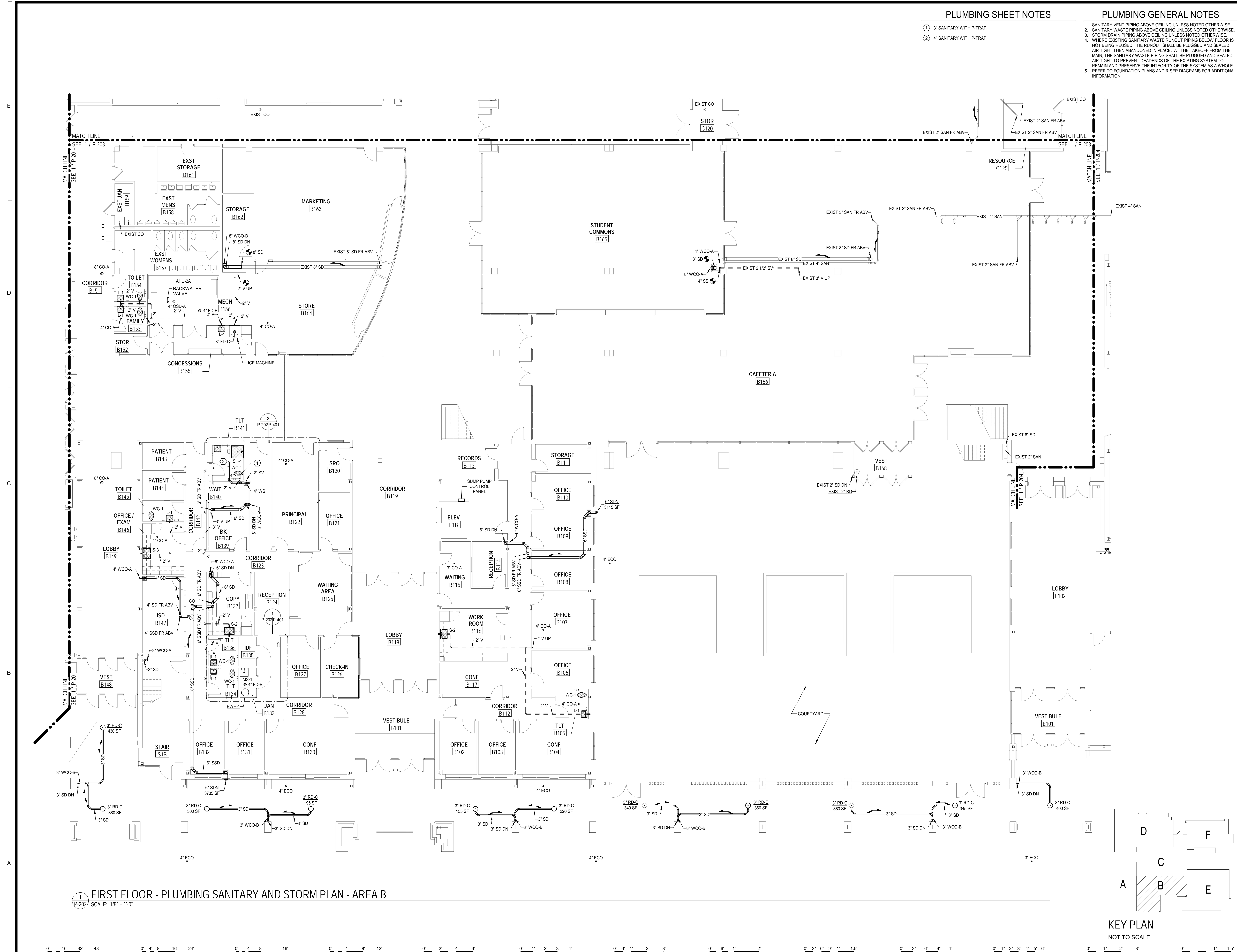
**RRMM**  
ARCHITECTS, P.C.  
28 Church Ave SW  
Roanoke, Virginia 24011  
(540)344-1212

DAVID L. ROLLER  
Lic No. 038362  
12-4-2019  
PROFESSIONAL ENGINEER

SALEM HIGH SCHOOL ADDITIONS AND RENOVATIONS  
SALEM CITY SCHOOLS  
400 SPARTAN DRIVE  
SALEM, VA 24153

FIRST FLOOR - PLUMBING SANITARY AND STORM - AREA B

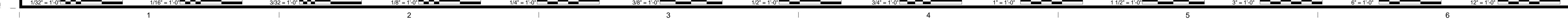
SHEET  
**P-202**



1 FIRST FLOOR - PLUMBING SANITARY AND STORM PLAN - AREA B  
SCALE: 1/8" = 1'-0"



KEY PLAN  
NOT TO SCALE



12/4/2019 2:21:00 PM B:\360718231-04 Salem HS18410 MEP Central 2019.rvt

**PLUMBING SHEET NOTES**

- ① PLUG EXISTING SANITARY PIPING IN WALL AND SEAL AIR TIGHT. PATCH WALL TO MATCH EXISTING. REFER TO ARCHITECTURAL PLANS AND SPECIFICATIONS FOR PATCHING.
- ② 4" SANITARY WITH P-TRAP
- ③ PROVIDE AND INSTALL NEW WATER CLOSET UTILIZING EXISTING SANITARY PIPING.
- ④ PROVIDE AND INSTALL NEW URINAL UTILIZING EXISTING SANITARY PIPING.
- ⑤ PROVIDE AND INSTALL NEW LAVATORY UTILIZING EXISTING SANITARY PIPING.
- ⑥ PROVIDE AND INSTALL BACKWATER VALVE IN VERTICAL, ON BOTTOM OF OPEN SITE DRAIN.

**PLUMBING GENERAL NOTES**

1. SANITARY VENT PIPING ABOVE CEILING UNLESS NOTED OTHERWISE.
2. SANITARY WASTE PIPING ABOVE CEILING UNLESS NOTED OTHERWISE.
3. STORM DRAIN PIPING ABOVE CEILING UNLESS NOTED OTHERWISE.
4. WHERE EXISTING SANITARY WASTE RUNOUT PIPING BELOW FLOOR IS NOT BEING REUSED, THE RUNOUT SHALL BE PLUGGED AND SEALED AIR TIGHT. THEN ABANDONED IN PLACE. AT THE TAKEOFF FROM THE MAIN, THE SANITARY WASTE PIPING SHALL BE PLUGGED AND SEALED AIR TIGHT TO PREVENT DEADENDS OF THE EXISTING SYSTEM TO REMAIN AND PRESERVE THE INTEGRITY OF THE SYSTEM AS A WHOLE. REFER TO FOUNDATION PLANS AND RISER DIAGRAMS FOR ADDITIONAL INFORMATION.

**ASCENT**  
ENGINEERING GROUP  
5228 VALLEYFRONT PKWY, SUITE 4  
ROANOKE, VIRGINIA 24019  
(540) 363-4444

D:SHR 18410 CRWD

DATE	PROJECT	DESIGNED	DRAWN	CHECKED	MARK	DATE	DESCRIPTION
12-09-2019	15231-04	SHR	SHR	RWD			

DATE	PROJECT	DESIGNED	DRAWN	CHECKED
12-09-2019	15231-04	SHR	SHR	RWD

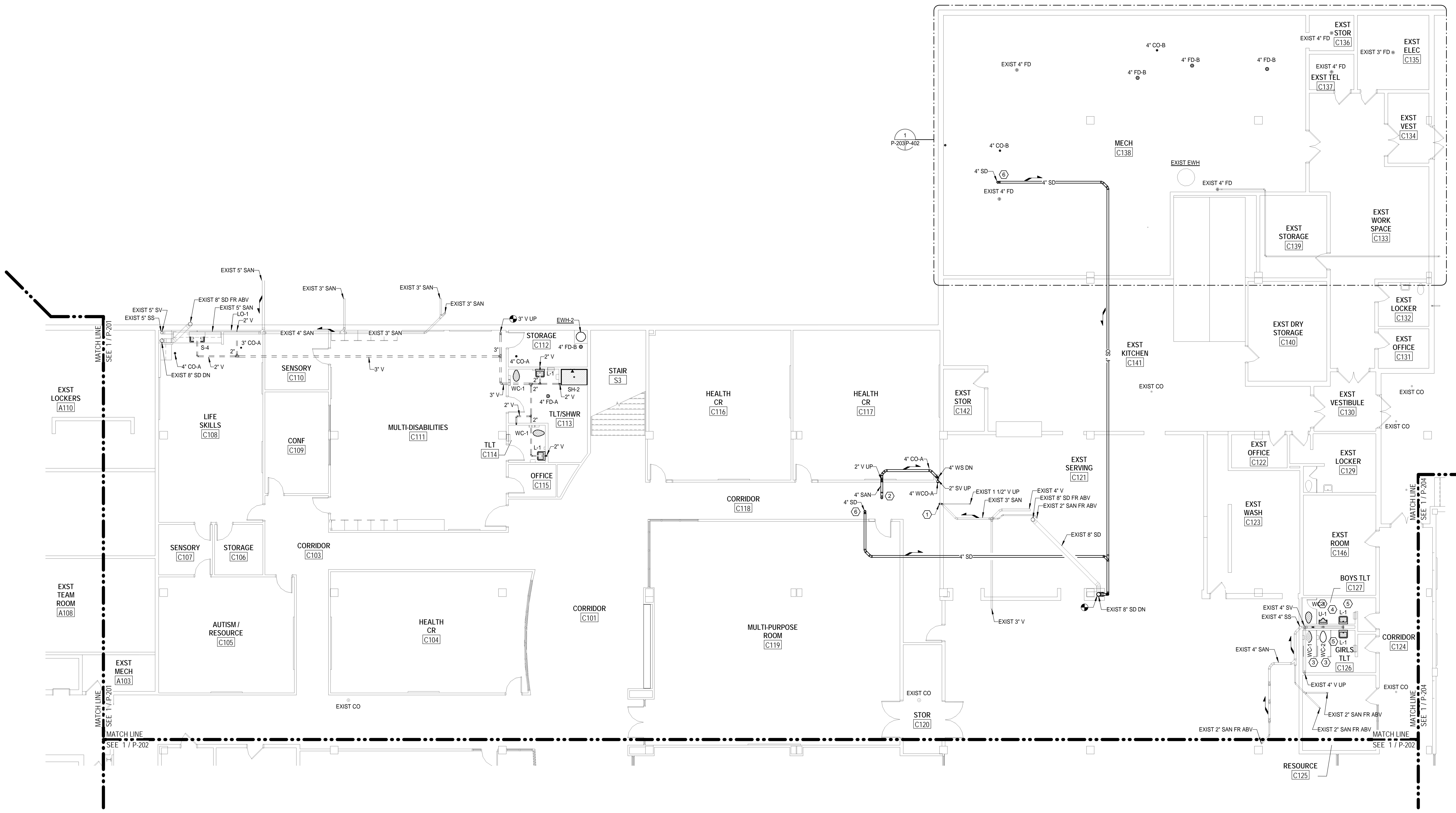
**RRMM**  
ARCHITECTS, P.C.  
28 Church Ave SW  
Roanoke, Virginia 24011  
(540)344-1212

DAVID L. ROLLER  
Lic No. 038382  
12-4-2019  
PROFESSIONAL ENGINEER

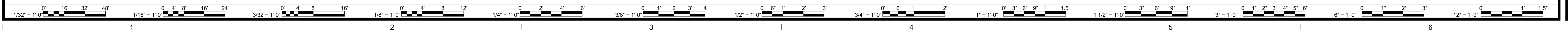
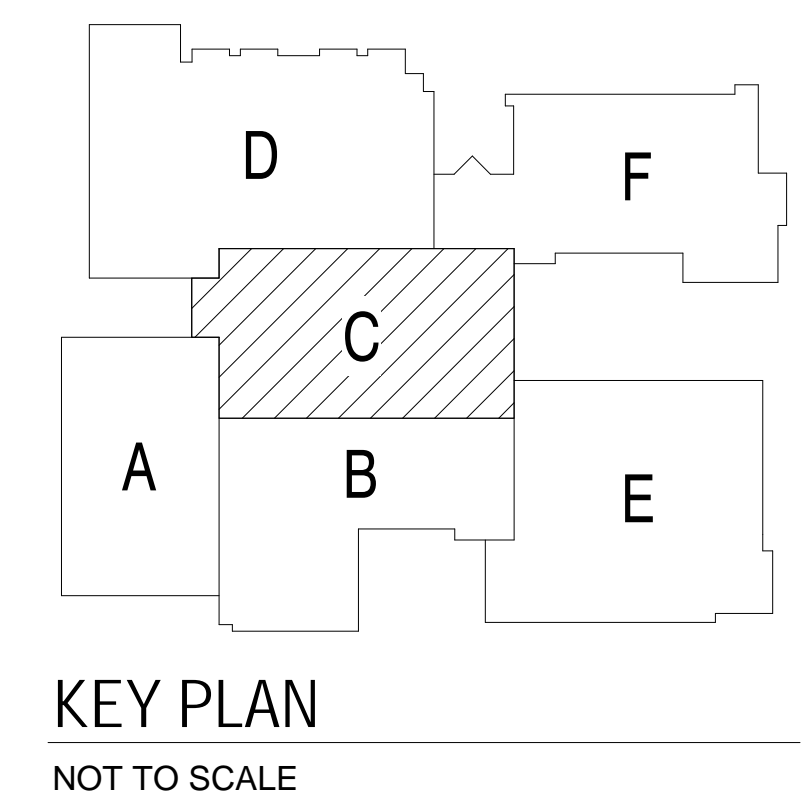
SALEM HIGH SCHOOL ADDITIONS AND RENOVATIONS  
SALEM CITY SCHOOLS  
400 SPARTAN DRIVE  
SALEM, VA 24153

**FIRST FLOOR - PLUMBING SANITARY AND STORM - AREA C**

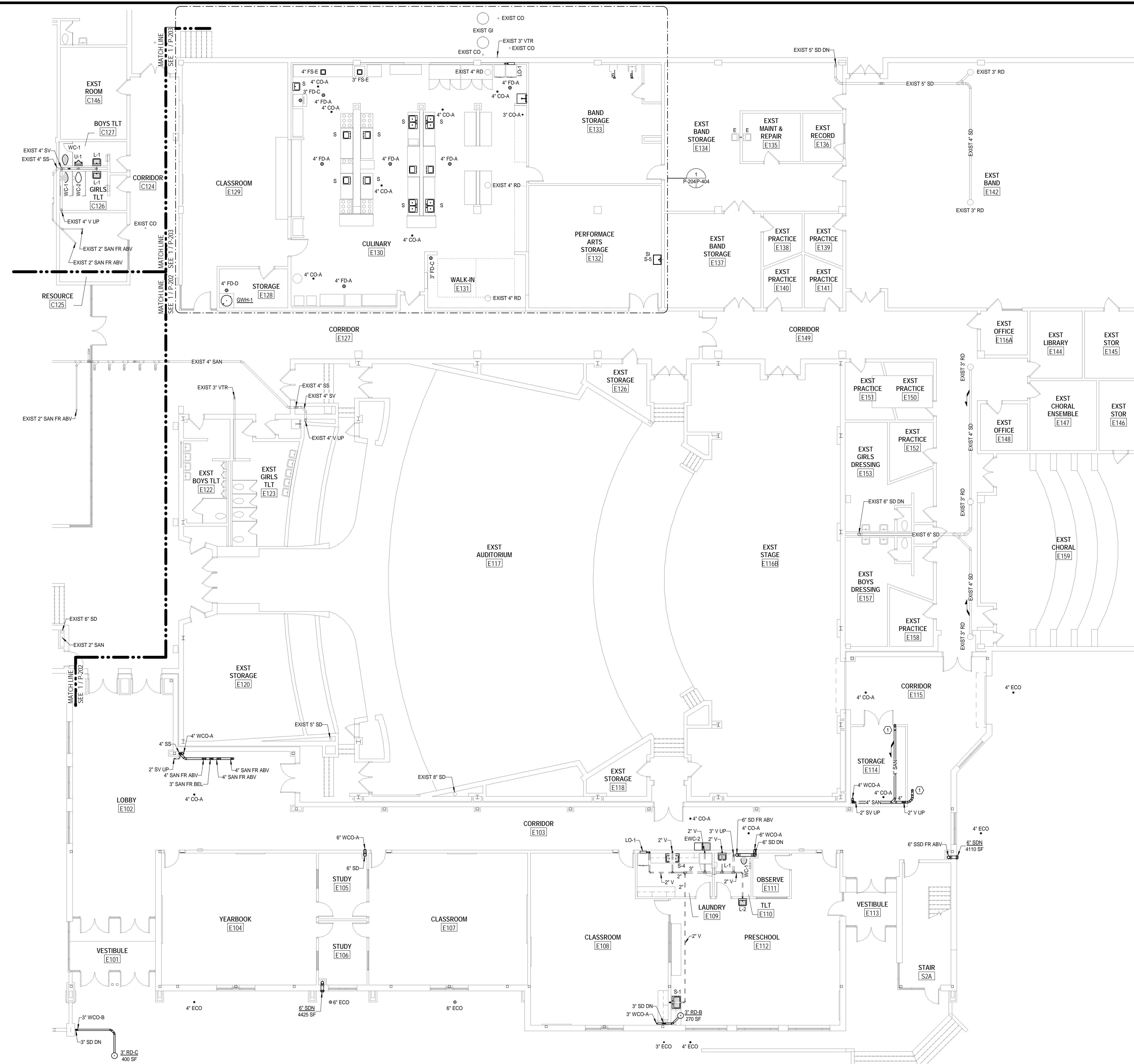
SHEET  
**P-203**



**1** FIRST FLOOR - PLUMBING SANITARY AND STORM PLAN - AREA C  
SCALE: 1/8" = 1'-0"



12/4/2019 2:23:14 PM BIN 3607/18231-04 Salem HS18410 MEP Central 2019.rvt



**PLUMBING GENERAL NOTES**

- SANITARY VENT PIPING ABOVE CEILING UNLESS NOTED OTHERWISE.
- SANITARY WASTE PIPING ABOVE CEILING UNLESS NOTED OTHERWISE.
- STORM DRAIN PIPING ABOVE CEILING UNLESS NOTED OTHERWISE.
- WHERE EXISTING SANITARY WASTE RUNOUT PIPING BELOW FLOOR IS NOT BEING REUSED, THE RUNOUT SHALL BE PLUGGED AND SEALED AIR TIGHT, THEN ABANDONED IN PLACE. AT THE TAKEOFF FROM THE MAIN, THE SANITARY WASTE PIPING SHALL BE PLUGGED AND SEALED AIR TIGHT TO PREVENT DEADENDS OF THE EXISTING SYSTEM TO REMAIN AND PRESERVE THE INTEGRITY OF THE SYSTEM AS A WHOLE. REFER TO FOUNDATION PLANS AND RISER DIAGRAMS FOR ADDITIONAL INFORMATION.

**PLUMBING SHEET NOTES**

① 4" SANITARY WITH P-TRAP

**ASCENT**  
ENGINEERING GROUP  
5228 VALLEYFRONT PKWY, SUITE 4  
ROANOKE, VIRGINIA 24019  
(800) 363-4444  
D:SHR 18410 CRWD

MARK	DATE	BY	DESCRIPTION

DATE	PROJECT	DESIGNED	DRAWN	CHECKED	SHR	SHR	RWD
12-09-2019	15231-04	SHR	SHR				

**RRMM**  
ARCHITECTS, P.C.  
28 Church Ave SW  
Roanoke, Virginia 24011  
(540)344-1212

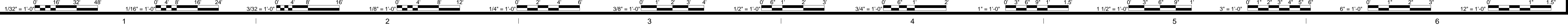
COMMONWEALTH OF VIRGINIA  
DAVID L. ROLLER  
Lic No. 038382  
12-4-2019  
PROFESSIONAL SEAL

PROJECT: SALEM HIGH SCHOOL ADDITIONS AND RENOVATIONS  
SALEM CITY SCHOOLS  
400 SPARTAN DRIVE  
SALEM, VA 24153  
DRAWING: FIRST FLOOR - PLUMBING SANITARY AND STORM - AREA E

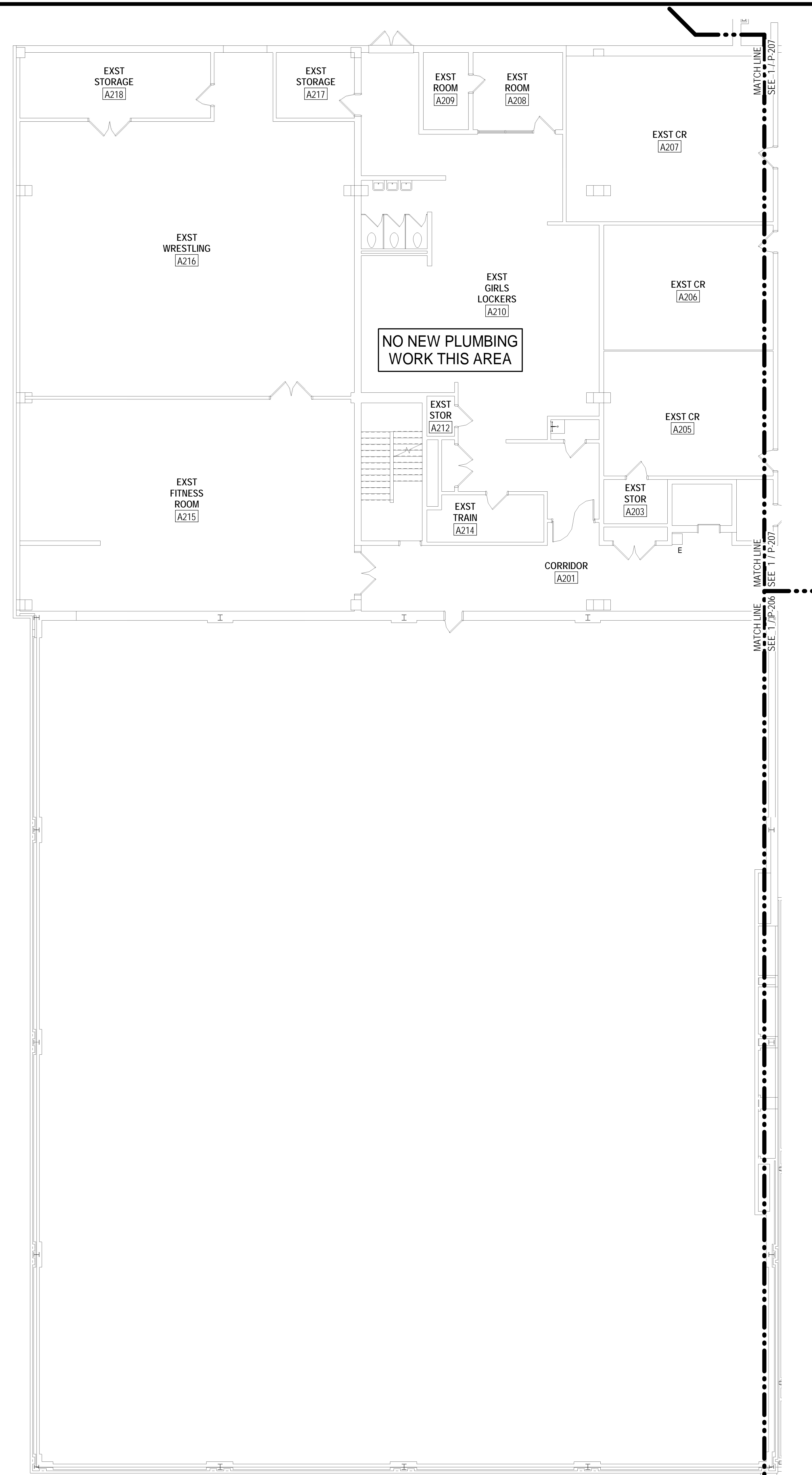
SHEET: P-204

1 FIRST FLOOR - PLUMBING SANITARY AND STORM PLAN - AREA E  
SCALE: 1/8" = 1'-0"

KEY PLAN  
NOT TO SCALE



12/4/2019 2:23:10 PM B:\360718231-04 Salem HS\18410 MEP Central 2019.rvt



**PLUMBING GENERAL NOTES**

1. SANITARY VENT PIPING ABOVE CEILING UNLESS NOTED OTHERWISE.
2. STORM DRAIN PIPING ABOVE CEILING UNLESS NOTED OTHERWISE.
3. WHERE EXISTING SANITARY WASTE RUNOUT PIPING BELOW FLOOR IS NOT BEING REUSED, THE RUNOUT SHALL BE PLUGGED AND SEALED AIR TIGHT THEN ABANDONED IN PLACE. AT THE TAKEOFF FROM THE MAIN, THE SANITARY WASTE PIPING SHALL BE PLUGGED AND SEALED AIR TIGHT TO PREVENT DEADENDS OF THE EXISTING SYSTEM TO REMAIN AND PRESERVE THE INTEGRITY OF THE SYSTEM AS A WHOLE. REFER TO FIRST FLOOR PLANS AND RISER DIAGRAMS FOR ADDITIONAL INFORMATION.
- 4.

**ASCENT**  
ENGINEERING GROUP  
5228 VALLEYFRONT PKWY, SUITE 4  
ROANOKE, VIRGINIA 24019  
(800) 363-4444  
D. SHR 18410 CRWD

MARK	DATE	BY	DESCRIPTION

DATE	PROJECT	DESIGNED	DRAWN	CHECKED	SHR	SHR	RWD
12-09-2019	15231-04						

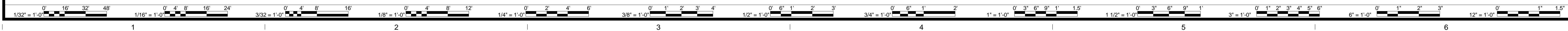
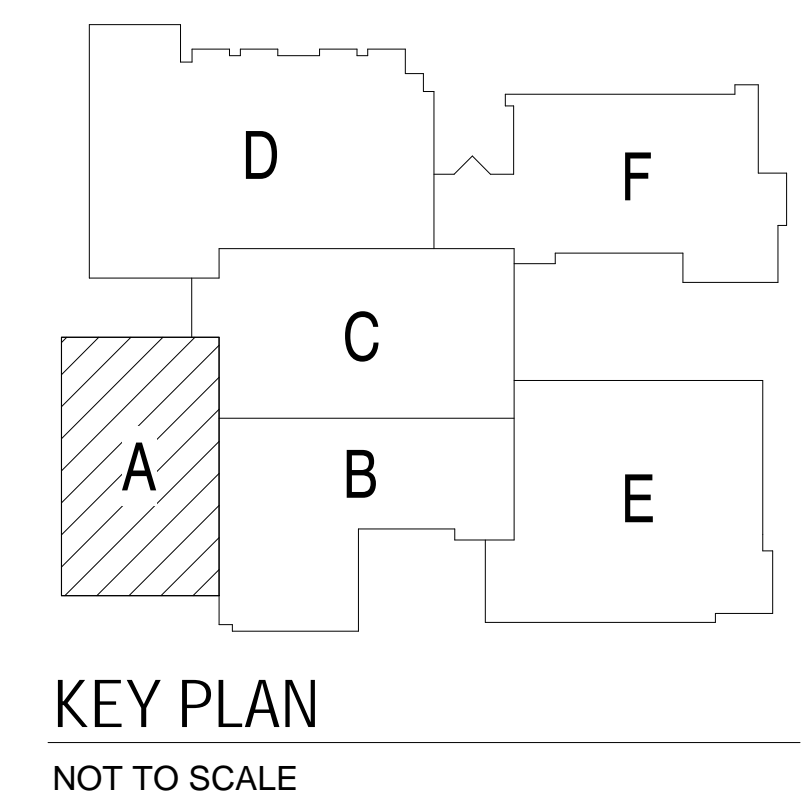
**RRMM**  
ARCHITECTS, PC  
28 Church Ave SW  
Roanoke, Virginia 24011  
(540)344-1212



PROJECT SALEM HIGH SCHOOL ADDITIONS AND RENOVATIONS  
SALEM CITY SCHOOLS  
400 SPARTAN DRIVE  
SALEM, VA 24153  
DRAWING SECOND FLOOR - PLUMBING SANITARY AND STORM - AREA A

SHEET  
**P-205**

1 SECOND FLOOR - PLUMBING SANITARY AND STORM PLAN - AREA A  
SCALE: 1/8" = 1'-0"



PLUMBING GENERAL NOTES

1. SANITARY VENT PIPING ABOVE CEILING UNLESS NOTED OTHERWISE.
2. STORM DRAIN PIPING ABOVE CEILING UNLESS NOTED OTHERWISE.
3. WHERE EXISTING SANITARY WASTE RUNOUT PIPING BELOW FLOOR IS NOT BEING REUSED, THE RUNOUT SHALL BE PLUGGED AND SEALED AIR TIGHT THEN ABANDONED IN PLACE. AT THE TAKEOFF FROM THE MAIN, THE SANITARY WASTE PIPING SHALL BE PLUGGED AND SEALED AIR TIGHT TO PREVENT DEADENDS OF THE EXISTING SYSTEM TO REMAIN AND PRESERVE THE INTEGRITY OF THE SYSTEM AS A WHOLE. REFER TO FIRST FLOOR PLANS AND RISER DIAGRAMS FOR ADDITIONAL INFORMATION.
- 4.



5228 VALLEYFRONT PKWY, SUITE 4  
ROANOKE, VIRGINIA 24019  
(800) 363-4444

D:SHR 18410 CR:WJD

DATE	PROJECT	DESIGNED	DRAWN	CHECKED	MARK	DATE	DESCRIPTION
12-09-2019	15233-04	SHR	SHR	RWD			

DATE	PROJECT	DESIGNED	DRAWN	CHECKED
12-09-2019	15233-04	SHR	SHR	RWD

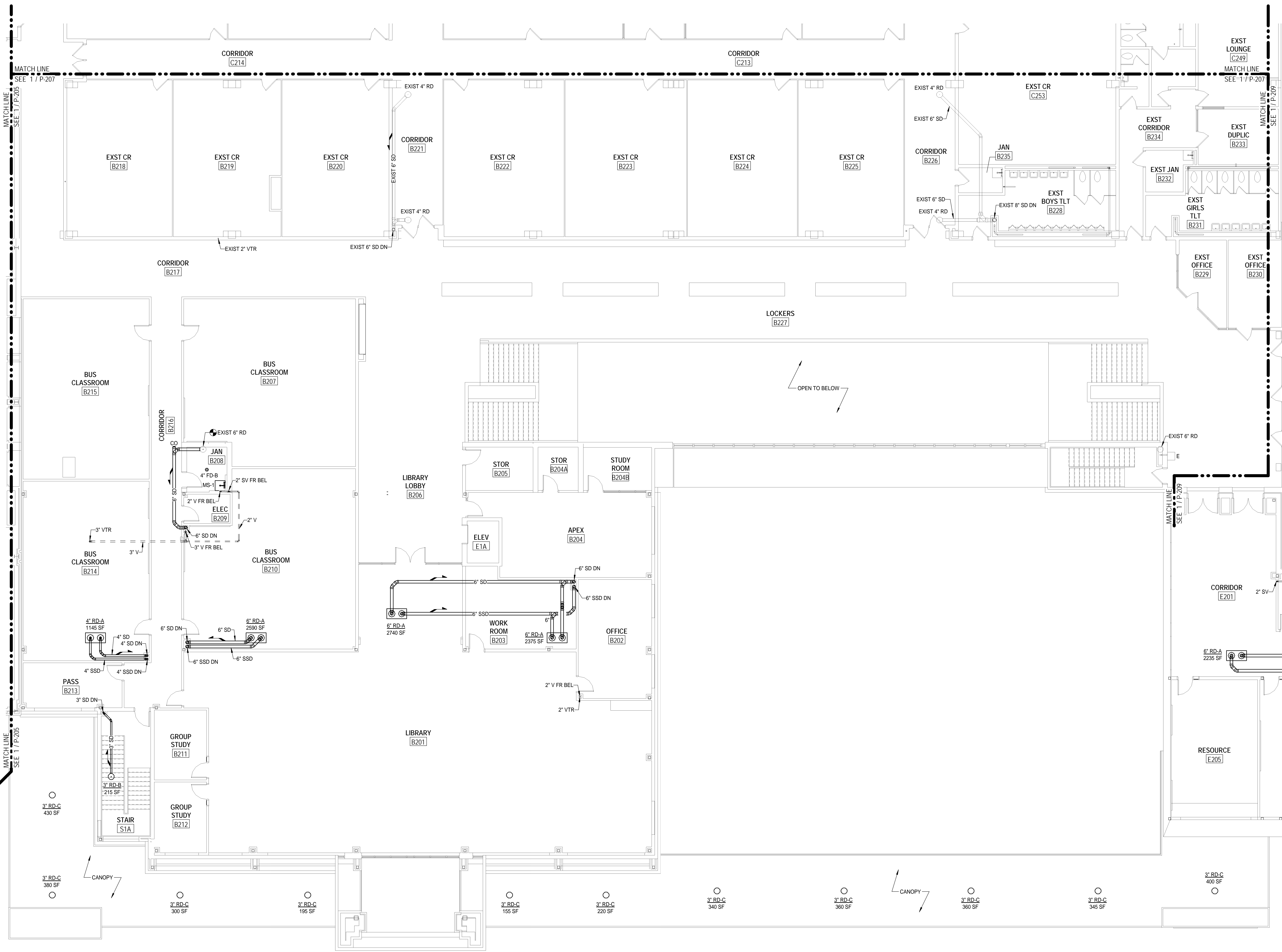


RRMM ARCHITECTS, P.C.  
28 Church Ave SW  
Roanoke, Virginia 24011  
(540)344-1212

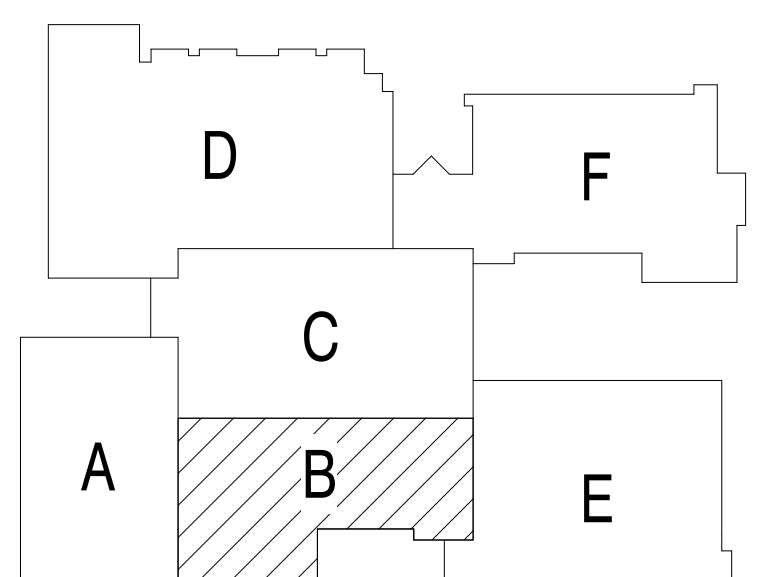


SALEM HIGH SCHOOL ADDITIONS AND RENOVATIONS  
SALEM CITY SCHOOLS  
400 SPARTAN DRIVE  
SALEM, VA 24153  
DRAWING  
SECOND FLOOR - PLUMBING SANITARY AND STORM - AREA B

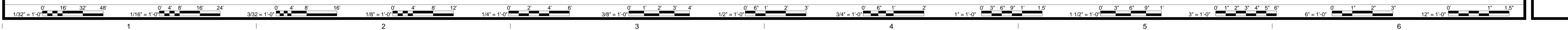
SHEET  
P-206



1 SECOND FLOOR - PLUMBING SANITARY AND STORM PLAN - AREA B  
P-206 SCALE: 1/8" = 1'-0"



KEY PLAN  
NOT TO SCALE



12/4/2019 2:24:36 PM BIN:360716231-04\_Salem HS16410 MEP Central 2019.rvt

**PLUMBING GENERAL NOTES**

1. SANITARY VENT PIPING ABOVE CEILING UNLESS NOTED OTHERWISE.
2. STORM DRAIN PIPING ABOVE CEILING UNLESS NOTED OTHERWISE.
3. WHERE EXISTING SANITARY WASTE RUNOUT PIPING BELOW FLOOR IS NOT BEING REUSED, THE RUNOUT SHALL BE PLUGGED AND SEALED AIR TIGHT THEN ABANDONED IN PLACE. AT THE TAKEOFF FROM THE MAIN, THE SANITARY WASTE PIPING SHALL BE PLUGGED AND SEALED AIR TIGHT TO PREVENT HEADENDS OF THE EXISTING SYSTEM TO REMAIN AND PRESERVE THE INTEGRITY OF THE SYSTEM AS A WHOLE. REFER TO FIRST FLOOR PLANS AND RISER DIAGRAMS FOR ADDITIONAL INFORMATION.
- 4.



5228 VALLEYFRONT PKWY, SUITE 4  
ROANOKE, VIRGINIA 24019  
(800) 363-4444

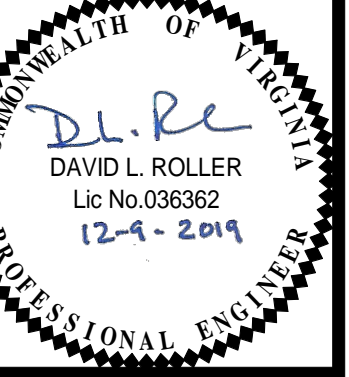
D:SHR 18410 CRWD

MARK	DATE	BY	DESCRIPTION

DATE	PROJECT	DESIGNED	DRAWN	CHECKED	SHR	SHR	RWD
12-09-2019	15231-04	SHR	SHR				

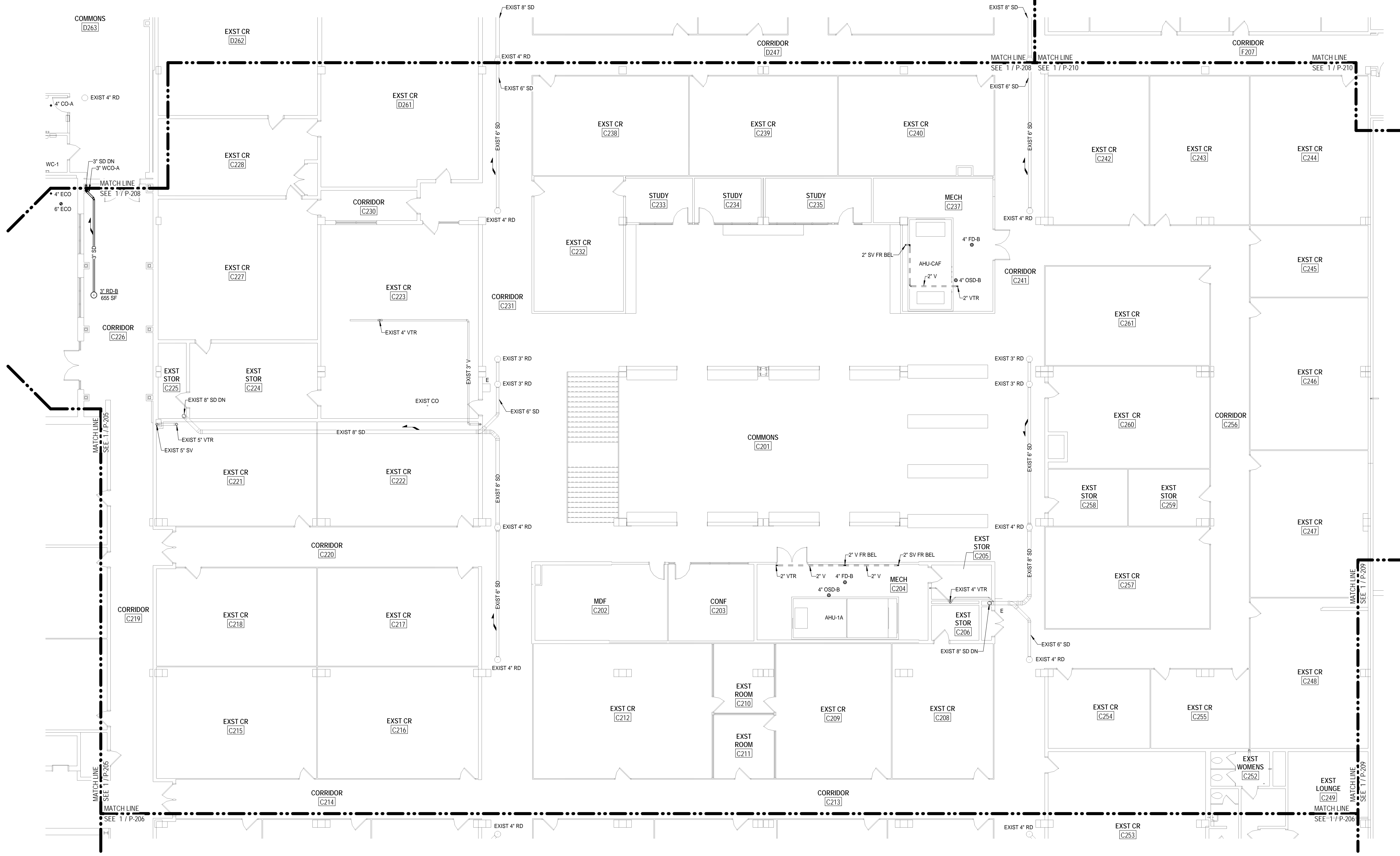


RRMM ARCHITECTS, PC  
28 Church Ave SW  
Roanoke, Virginia 24011  
(540)344-1212

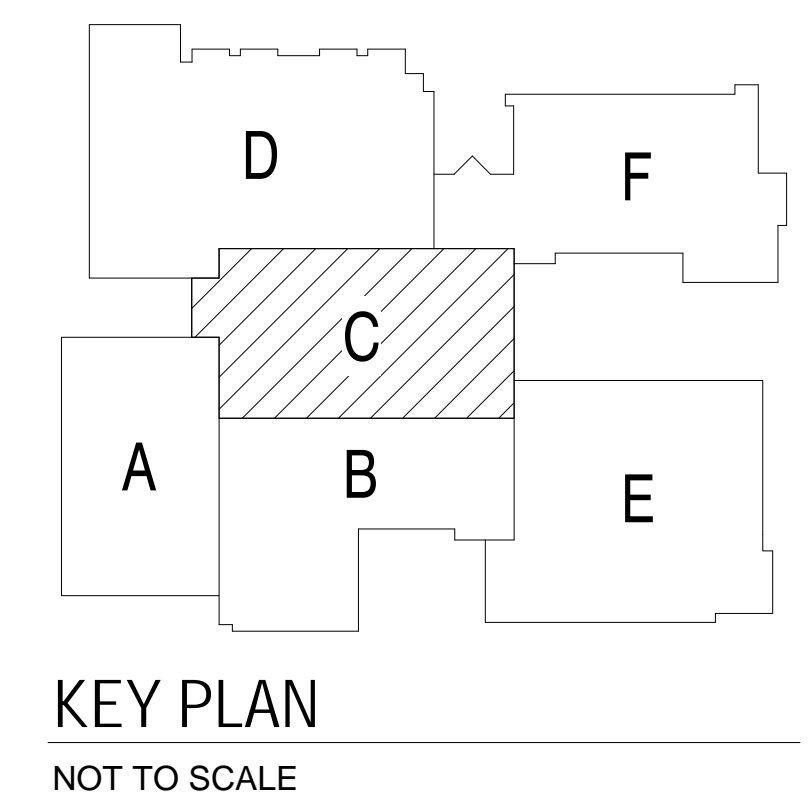


PROJECT SALEM HIGH SCHOOL ADDITIONS AND RENOVATIONS  
SALEM CITY SCHOOLS  
400 SPARTAN DRIVE  
SALEM, VA 24153  
DRAWING SECOND FLOOR - PLUMBING SANITARY AND STORM - AREA C

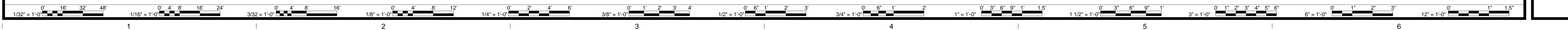
SHEET P-207



1 SECOND FLOOR - PLUMBING SANITARY AND STORM PLAN - AREA C  
SCALE: 1/8" = 1'-0"



KEY PLAN  
NOT TO SCALE



12/4/2019 2:25:15 PM BIN\_3607/18231-04\_Salem\_HSH18410 MEP Central 2019.rvt

PLUMBING SHEET NOTES

- FURNISH AND INSTALL NEW ELECTRIC WATER COOLER UTILIZING EXISTING SANITARY WASTE AND DOMESTIC COLD WATER CONNECTIONS.

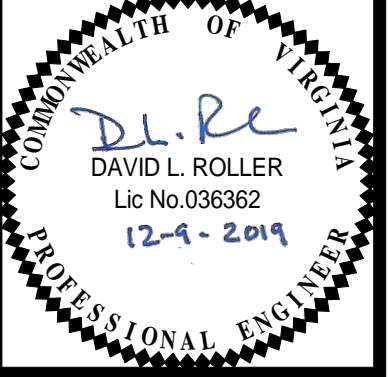
PLUMBING GENERAL NOTES

- SANITARY VENT PIPING ABOVE CEILING UNLESS NOTED OTHERWISE.
- STORM DRAIN PIPING ABOVE CEILING UNLESS NOTED OTHERWISE.
- WHERE EXISTING SANITARY WASTE RUNOUT PIPING BELOW FLOOR IS NOT BEING REUSED, THE RUNOUT SHALL BE PLUGGED AND SEALED AIR TIGHT THEN ABANDONED IN PLACE. AT THE TAKEOFF FROM THE MAIN, THE SANITARY WASTE PIPING SHALL BE PLUGGED AND SEALED AIR TIGHT TO PREVENT DEADENDS OF THE EXISTING SYSTEM TO REMAIN AND PRESERVE THE INTEGRITY OF THE SYSTEM AS A WHOLE. REFER TO FOUNDATION PLANS AND RISER DIAGRAMS FOR ADDITIONAL INFORMATION.



DATE	PROJECT	DESIGNED	DRAWN	CHECKED	SHR	RWD	DESCRIPTION
12-09-2019	15231-04	SHR	SHR	RWD			

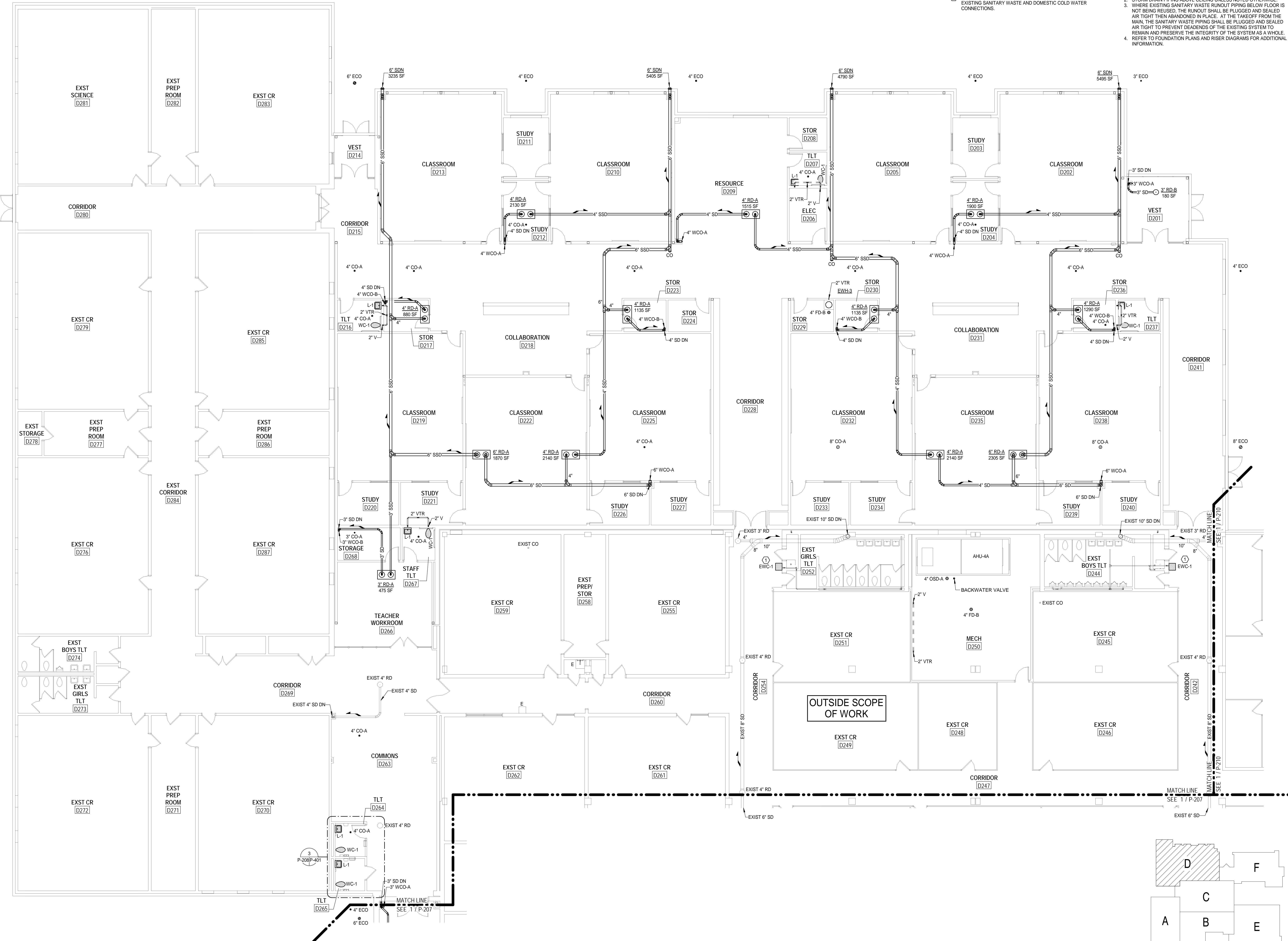
DATE	PROJECT	DESIGNED	DRAWN	CHECKED	SHR	RWD	DESCRIPTION
12-09-2019	15231-04	SHR	SHR	RWD			



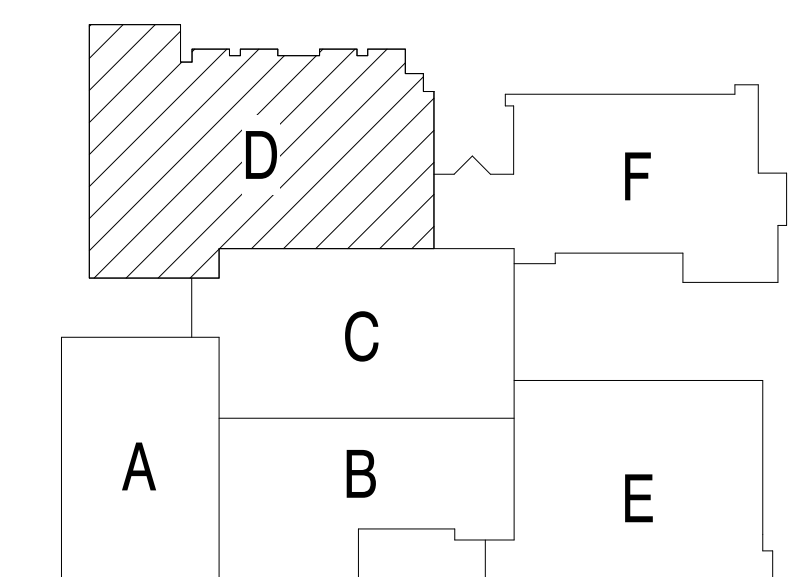
SALEM HIGH SCHOOL ADDITIONS AND RENOVATIONS  
 SALEM CITY SCHOOLS  
 400 SPARTAN DRIVE  
 SALEM, VA 24153

DRAWING  
**SECOND FLOOR - PLUMBING SANITARY AND STORM - AREA D**

SHEET  
**P-208**



1 SECOND FLOOR - PLUMBING SANITARY AND STORM PLAN - AREA D  
 P-208 SCALE: 1/8" = 1'-0"



KEY PLAN  
 NOT TO SCALE

12/4/2019 2:27:07 PM BIN 360718231-04 Salem HS18410 MEP Central 2019.rvt

**PLUMBING GENERAL NOTES**

1. SANITARY VENT PIPING ABOVE CEILING UNLESS NOTED OTHERWISE.
2. STORM DRAIN PIPING ABOVE CEILING UNLESS NOTED OTHERWISE.
3. WHERE EXISTING SANITARY WASTE RUNOUT PIPING BELOW FLOOR IS NOT BEING REUSED, THE RUNOUT SHALL BE PLUGGED AND SEALED AIR TIGHT THEN ABANDONED IN PLACE. AT THE TAKEOFF FROM THE MAIN, THE SANITARY WASTE PIPING SHALL BE PLUGGED AND SEALED AIR TIGHT TO PREVENT DEADENDS OF THE EXISTING SYSTEM TO REMAIN AND PRESERVE THE INTEGRITY OF THE SYSTEM AS A WHOLE.
4. REFER TO FIRST FLOOR PLANS AND RISER DIAGRAMS FOR ADDITIONAL INFORMATION.

**ASCENT**  
ENGINEERING GROUP  
5228 VALLEYFRONT PKWY, SUITE 4  
ROANOKE, VIRGINIA 24019  
(800) 360-4444  
D:SHR 18410 CRWD

MARK	DATE	BY	DESCRIPTION

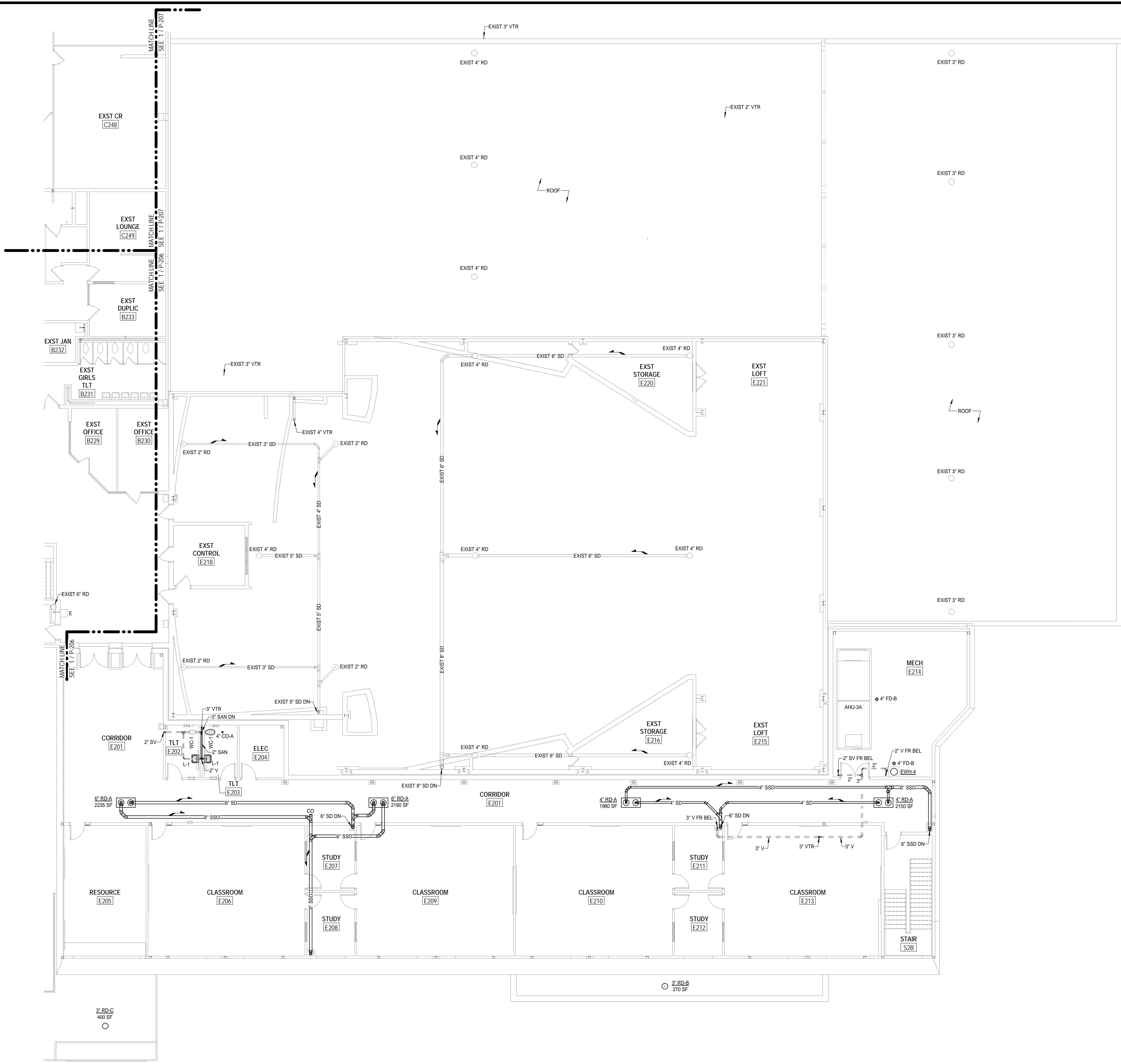
DATE	PROJECT	DESIGNED	DRAWN	CHECKED
12-09-2019	15231-04	SHR	SHR	RWD

**RRMM**  
ARCHITECTS, P.C.  
28 Church Ave SW  
Roanoke, Virginia 24011  
(540)344-1212

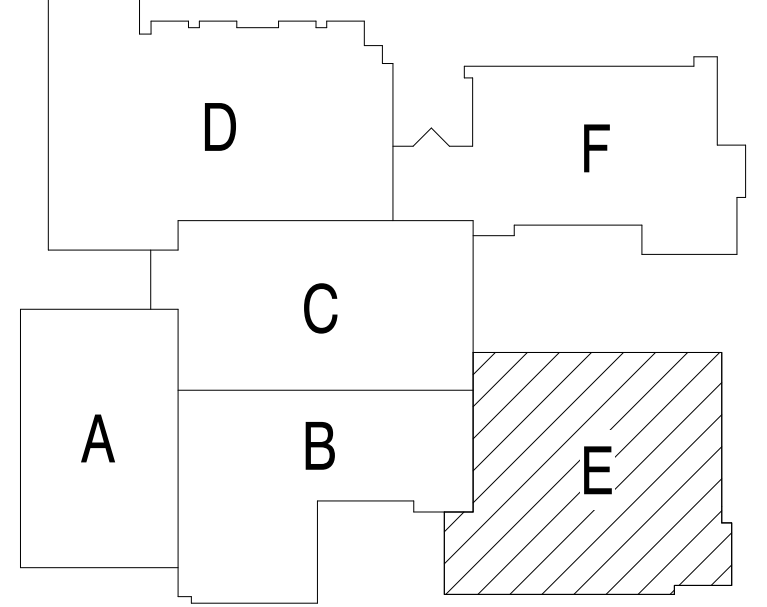
DAVID L. ROLLER  
Lic No: 038362  
12-4-2019  
PROFESSIONAL ENGINEER

SALEM HIGH SCHOOL ADDITIONS AND RENOVATIONS  
SALEM CITY SCHOOLS  
400 SPARTAN DRIVE  
SALEM, VA 24153  
DRAWING  
**SECOND FLOOR - PLUMBING SANITARY AND STORM - AREA E**

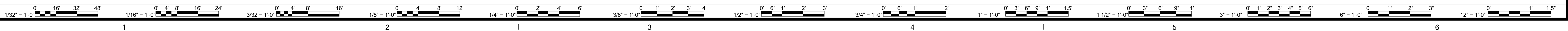
SHEET  
**P-209**



**SECOND FLOOR - PLUMBING SANITARY AND STORM PLAN - AREA E**



**KEY PLAN**  
NOT TO SCALE



12/4/2019 2:28:06 PM BIM 360//18231-04 Salem HS18410 MEP Central 2019.rvt



**PLUMBING GENERAL NOTES**

1. SANITARY VENT PIPING ABOVE CEILING UNLESS NOTED OTHERWISE.
2. STORM DRAIN PIPING ABOVE CEILING UNLESS NOTED OTHERWISE.
3. WHERE EXISTING SANITARY WASTE RUNOUT PIPING BELOW FLOOR IS NOT BEING REUSED, THE RUNOUT SHALL BE PLUGGED AND SEALED AIR TIGHT THEN ABANDONED IN PLACE. AT THE TAKEOFF FROM THE MAIN, THE SANITARY WASTE PIPING SHALL BE PLUGGED AND SEALED AIR TIGHT TO PREVENT DEADENDS OF THE EXISTING SYSTEM TO REMAIN AND PRESERVE THE INTEGRITY OF THE SYSTEM AS A WHOLE. REFER TO FOUNDATION PLANS AND RISER DIAGRAMS FOR ADDITIONAL INFORMATION.
- 4.

**ASCENT**  
ENGINEERING GROUP  
5228 VALLEYFRONT PKWY, SUITE 4  
ROANOKE, VIRGINIA 24019  
(800) 360-4444  
D. SHR 18410 CRWD

DATE	PROJECT	DESIGNED	DRAWN	CHECKED	MARK	DATE	BY	REVISIONS	DESCRIPTION
12-09-2019	15231-04	SHR	SHR	RWD					

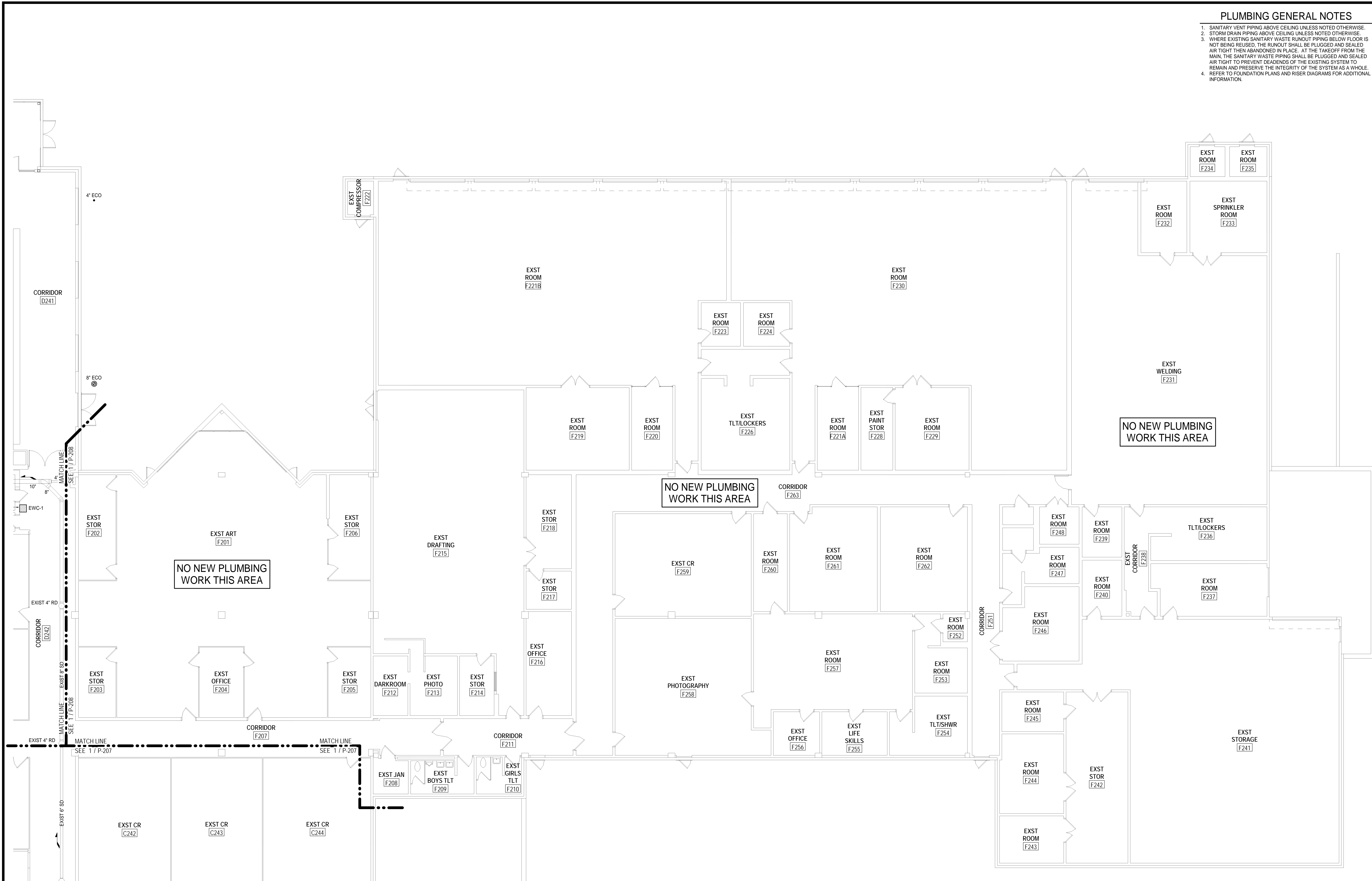
DATE	12-09-2019
PROJECT	15231-04
DESIGNED	SHR
DRAWN	SHR
CHECKED	RWD

**RRMM**  
ARCHITECTS, PC  
28 Church Ave SW  
Roanoke, Virginia 24011  
(540)344-1212



SALEM HIGH SCHOOL ADDITIONS AND RENOVATIONS  
SALEM CITY SCHOOLS  
400 SPARTAN DRIVE  
SALEM, VA 24153  
PROJECT  
DRAWING  
SECOND FLOOR - PLUMBING SANITARY AND STORM - AREA F

SHEET  
**P-210**

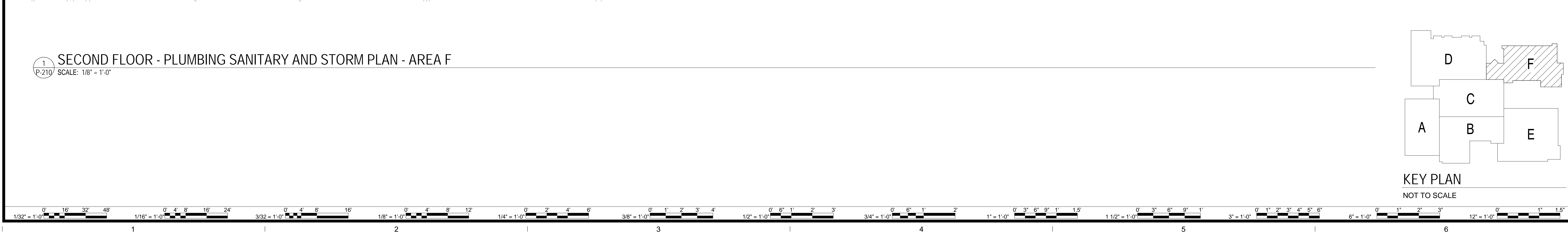
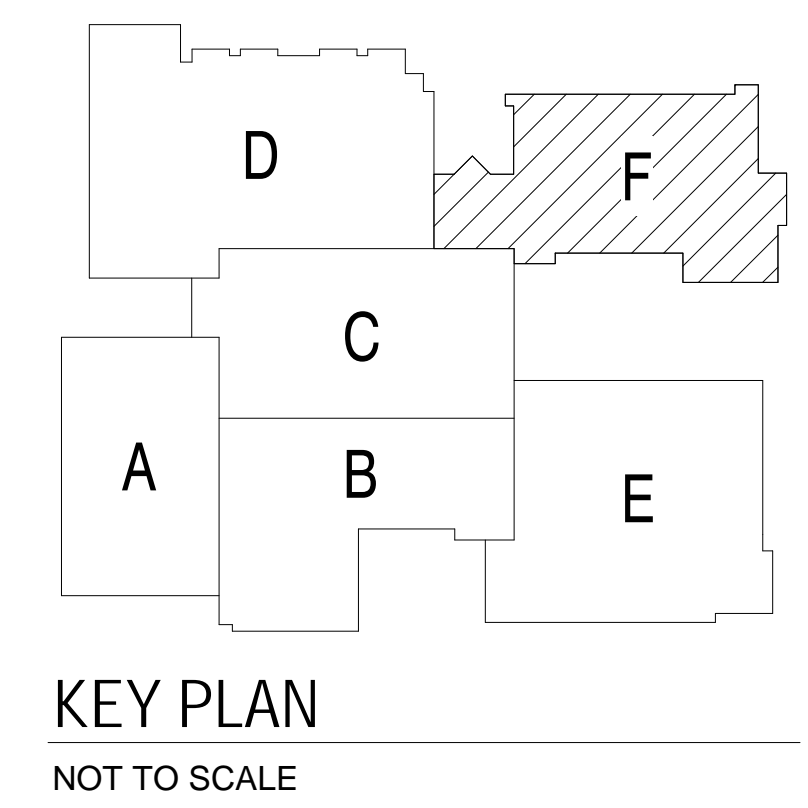


NO NEW PLUMBING WORK THIS AREA

NO NEW PLUMBING WORK THIS AREA

NO NEW PLUMBING WORK THIS AREA

1 SECOND FLOOR - PLUMBING SANITARY AND STORM PLAN - AREA F  
P-210 SCALE: 1/8" = 1'-0"



12/4/2019 2:28:35 PM BIM 360//16231-04 Salem HS18410 MEP Central 2019.rvt

MARK	DATE	BY	DESCRIPTION

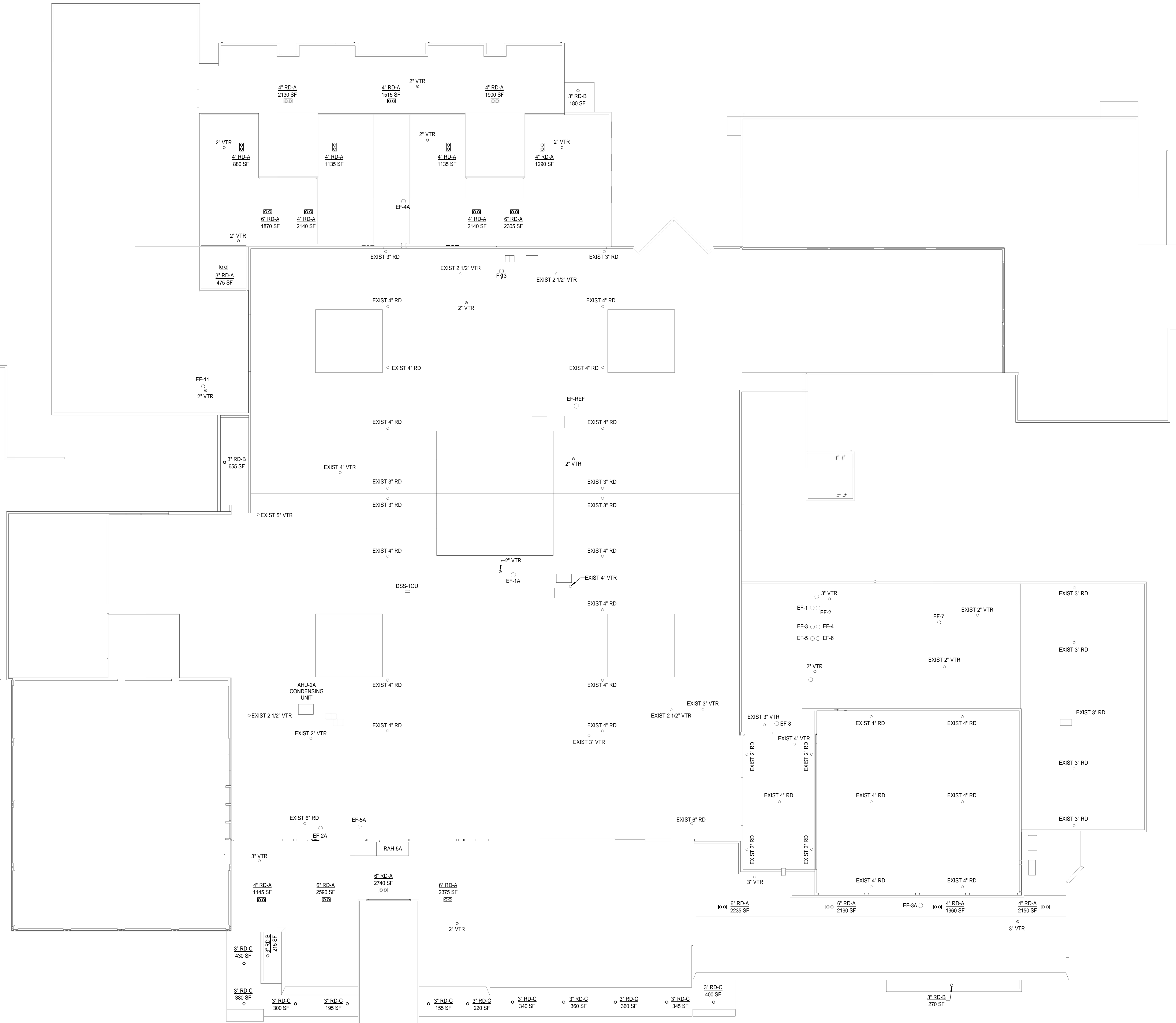
DATE	PROJECT	DESIGNED	DRAWN	CHECKED	RWD
12-09-2019	15231-04	SHR	SHR	SHR	RWD

**RRMM**  
ARCHITECTS, P.C.  
28 Church Ave SW  
Roanoke, Virginia 24011  
(540)344-1212

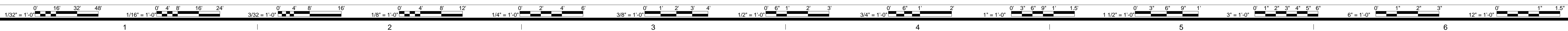
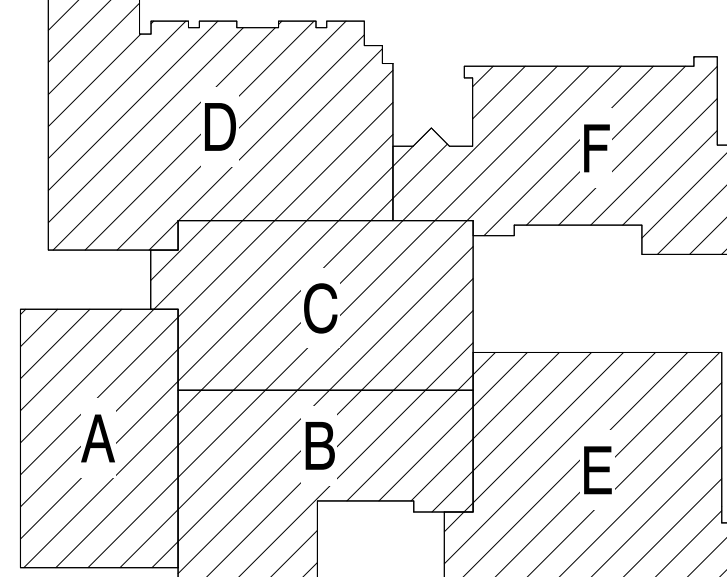
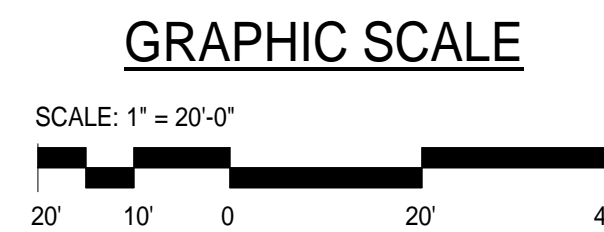


PROJECT: SALEM HIGH SCHOOL ADDITIONS AND RENOVATIONS  
SALEM CITY SCHOOLS  
400 SPARTAN DRIVE  
SALEM, VA 24153  
DRAWING: ROOF - PLUMBING PLAN

SHEET  
**P-211**



**OVERALL PLUMBING ROOF PLAN**  
SCALE: 1" = 20'-0"



12/4/2019 2:28:44 PM B:\360718231-04 Salem HS18410 MEP Central 2019.rvt

**PLUMBING GENERAL NOTES**

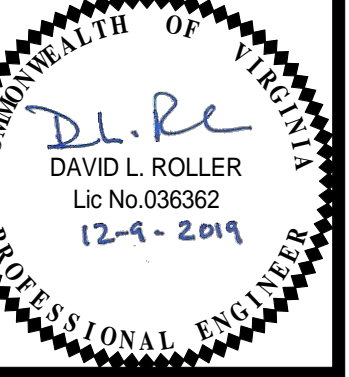
1. DOMESTIC HOT WATER, COLD WATER AND HOT WATER RETURN PIPING ABOVE CEILING UNLESS NOTED OTHERWISE.
2. WHERE EXISTING DOMESTIC WATER PIPING IS REMOVED FROM THE EXISTING SYSTEM AND THE RUNOUT IS NOT BEING REUSED, THE RUNOUT SHALL BE REMOVED BACK TO AND CAPPED AT THE TAKEOFF FROM THE MAIN TO PRESERVE THE INTEGRITY OF THE SYSTEM AS A WHOLE. ALL INSULATION SHALL BE PATCHED TO MATCH EXISTING.
3. REFER TO SECOND FLOOR PLANS AND RISER DIAGRAMS FOR ADDITIONAL INFORMATION.

**ASCENT**  
ENGINEERING GROUP  
5228 VALLEYFRONT PKWY, SUITE 4  
ROANOKE, VIRGINIA 24019  
(800) 363-4444  
D:SHR 18410 CRWD

MARK	DATE	BY	DESCRIPTION

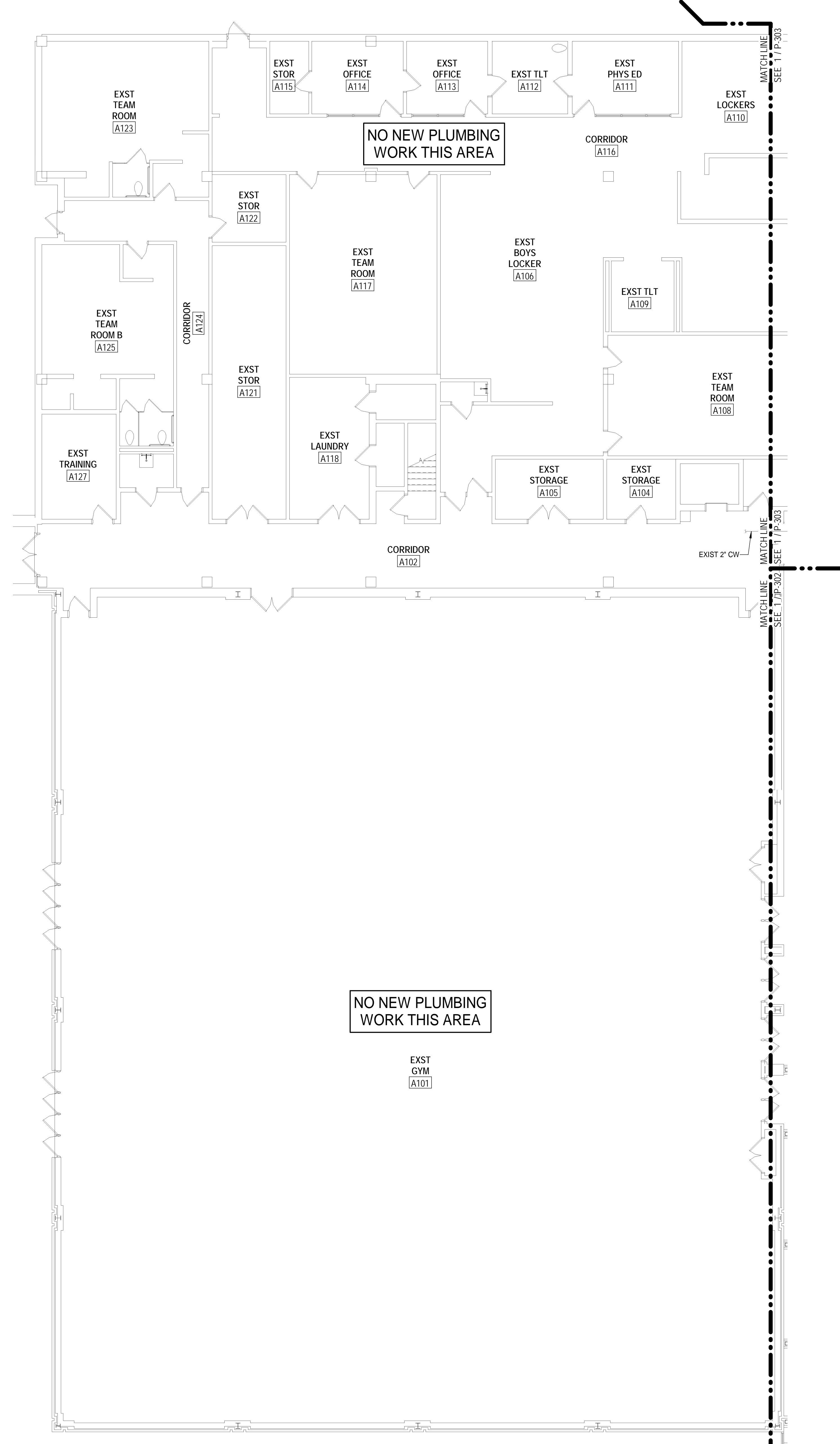
DATE	PROJECT	DESIGNED	DRAWN	CHECKED
12-09-2019	15231-04	SHR	SHR	RWD

**RRMM**  
ARCHITECTS, P.C.  
28 Church Ave SW  
Roanoke, Virginia 24011  
(540)344-1212

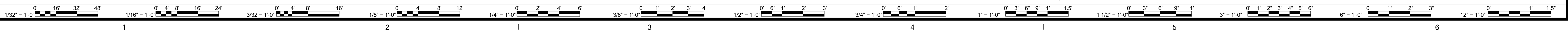
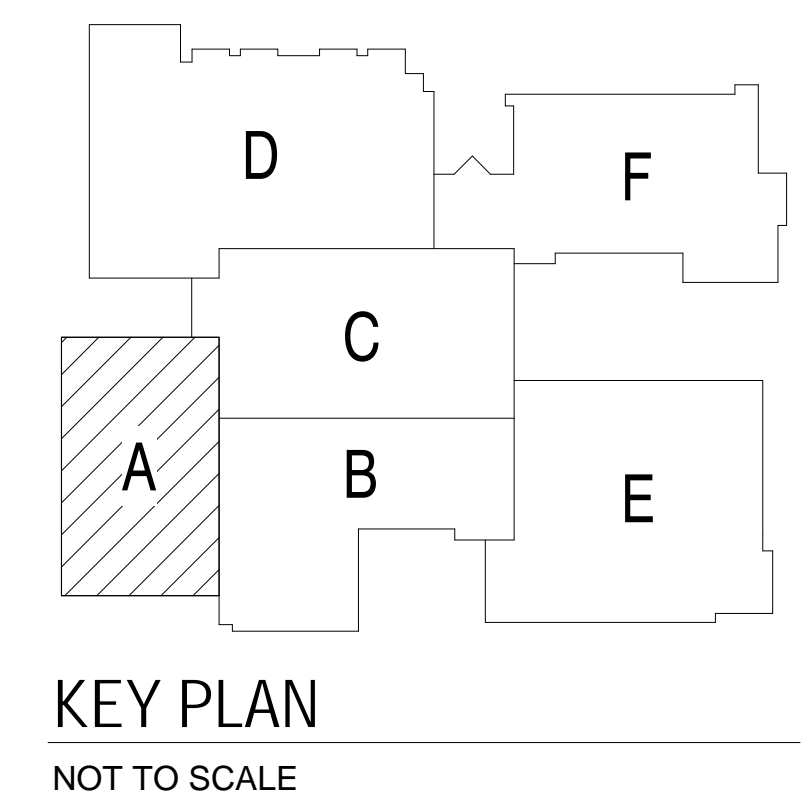


PROJECT: SALEM HIGH SCHOOL ADDITIONS AND RENOVATIONS  
SALEM CITY SCHOOLS  
400 SPARTAN DRIVE  
SALEM, VA 24153  
DRAWING: FIRST FLOOR - PLUMBING DOMESTIC WATER AND GAS  
- AREA A

SHEET  
**P-301**



**1** FIRST FLOOR - PLUMBING DOMESTIC WATER AND GAS PLAN - AREA A  
SCALE: 1/8" = 1'-0"



PLUMBING GENERAL NOTES

1. DOMESTIC HOT WATER, COLD WATER AND HOT WATER RETURN PIPING ABOVE CEILING UNLESS NOTED OTHERWISE.
2. WHERE EXISTING DOMESTIC WATER PIPING IS REMOVED FROM THE EXISTING SYSTEM AND THE RUNOUT IS NOT BEING REUSED, THE RUNOUT SHALL BE REMOVED BACK TO AND CAPPED AT THE TAKEOFF FROM THE MAIN TO PRESERVE THE INTEGRITY OF THE SYSTEM AS A WHOLE. ALL INSULATION SHALL BE PATCHED TO MATCH EXISTING.
3. REFER TO SECOND FLOOR PLANS AND RISER DIAGRAMS FOR ADDITIONAL INFORMATION.




5228 VALLEYFRONT PKWY, SUITE 4  
ROANOKE, VIRGINIA 24019  
(800) 360-4444

D:SHR 18410 CRWD

MARK	DATE	BY	DESCRIPTION

DATE	PROJECT	DESIGNED	DRAWN	CHECKED	SHR	RWD
12-09-2019	15231-04	SHR	SHR			



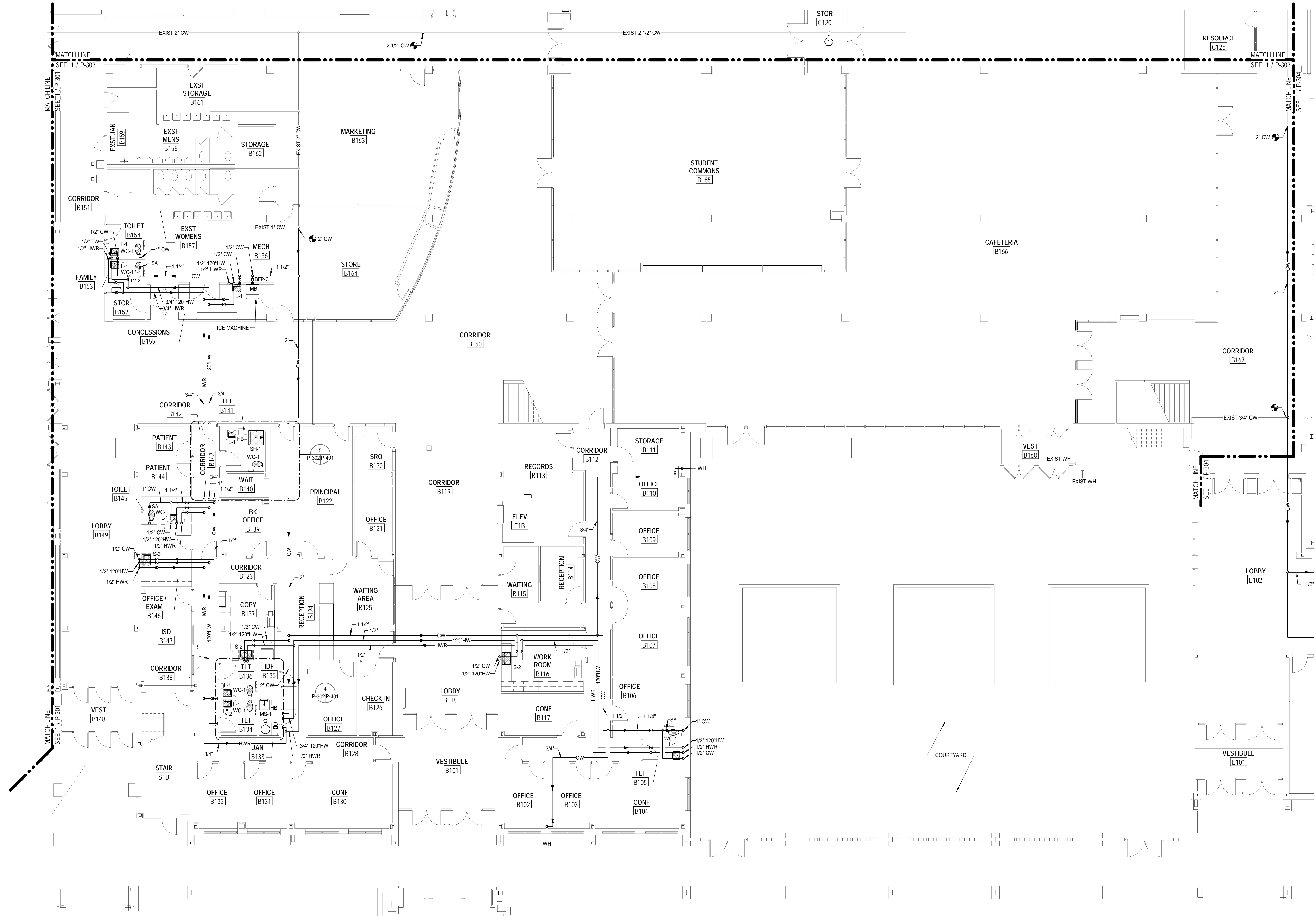
28 Church Ave SW  
Roanoke, Virginia 24011  
(540)344-1212



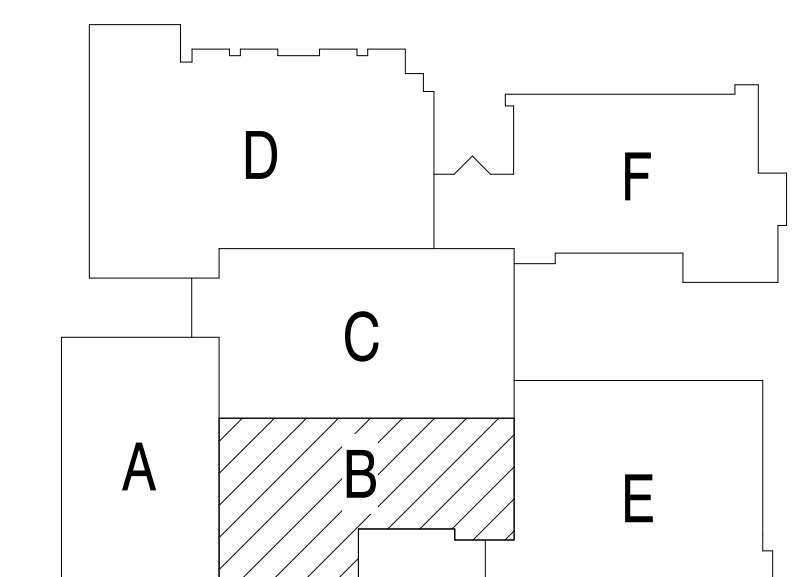
SALEM HIGH SCHOOL ADDITIONS AND RENOVATIONS  
SALEM CITY SCHOOLS  
400 SPARTAN DRIVE  
SALEM, VA 24153

DRAWING  
FIRST FLOOR - PLUMBING DOMESTIC WATER AND GAS  
- AREA B

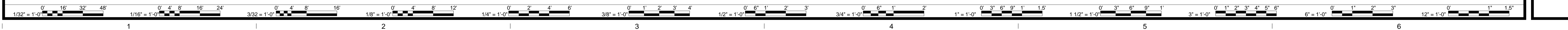
SHEET  
P-302



1 FIRST FLOOR - PLUMBING DOMESTIC WATER AND GAS PLAN - AREA B  
SCALE: 1/8" = 1'-0"



KEY PLAN  
NOT TO SCALE



12/4/2019 2:30:33 PM B:\360716321-04 Salem HS18410 MEP Central 2019.rvt

PLUMBING SHEET NOTES

- ① CAP EXISTING DOMESTIC WATER TAKEOFF AT MAIN.
- ② PROVIDE AND INSTALL NEW THERMOSTATIC BALANCING VALVE.

PLUMBING GENERAL NOTES

- 1. DOMESTIC HOT WATER, COLD WATER AND HOT WATER RETURN PIPING ABOVE CEILING UNLESS NOTED OTHERWISE.
- 2. WHERE EXISTING DOMESTIC WATER PIPING IS REMOVED FROM THE EXISTING SYSTEM AND THE RUNOUT IS NOT BEING REUSED, THE RUNOUT SHALL BE REMOVED BACK TO AND CAPPED AT THE TAKEOFF FROM THE MAIN TO PRESERVE THE INTEGRITY OF THE SYSTEM AS A WHOLE. ALL INSULATION SHALL BE PATCHED TO MATCH EXISTING.
- 3. REFER TO RISER DIAGRAMS FOR ADDITIONAL INFORMATION.

**ASCENT**  
ENGINEERING GROUP  
5228 VALLEYFRONT PKWY, SUITE 4  
ROANOKE, VIRGINIA 24019  
(800) 363-4444  
D:SHR 18410 CRWD

Proposal Request 02	DESCRIPTION
6	3/17/20
MARK	DATE
BY	REVISIONS

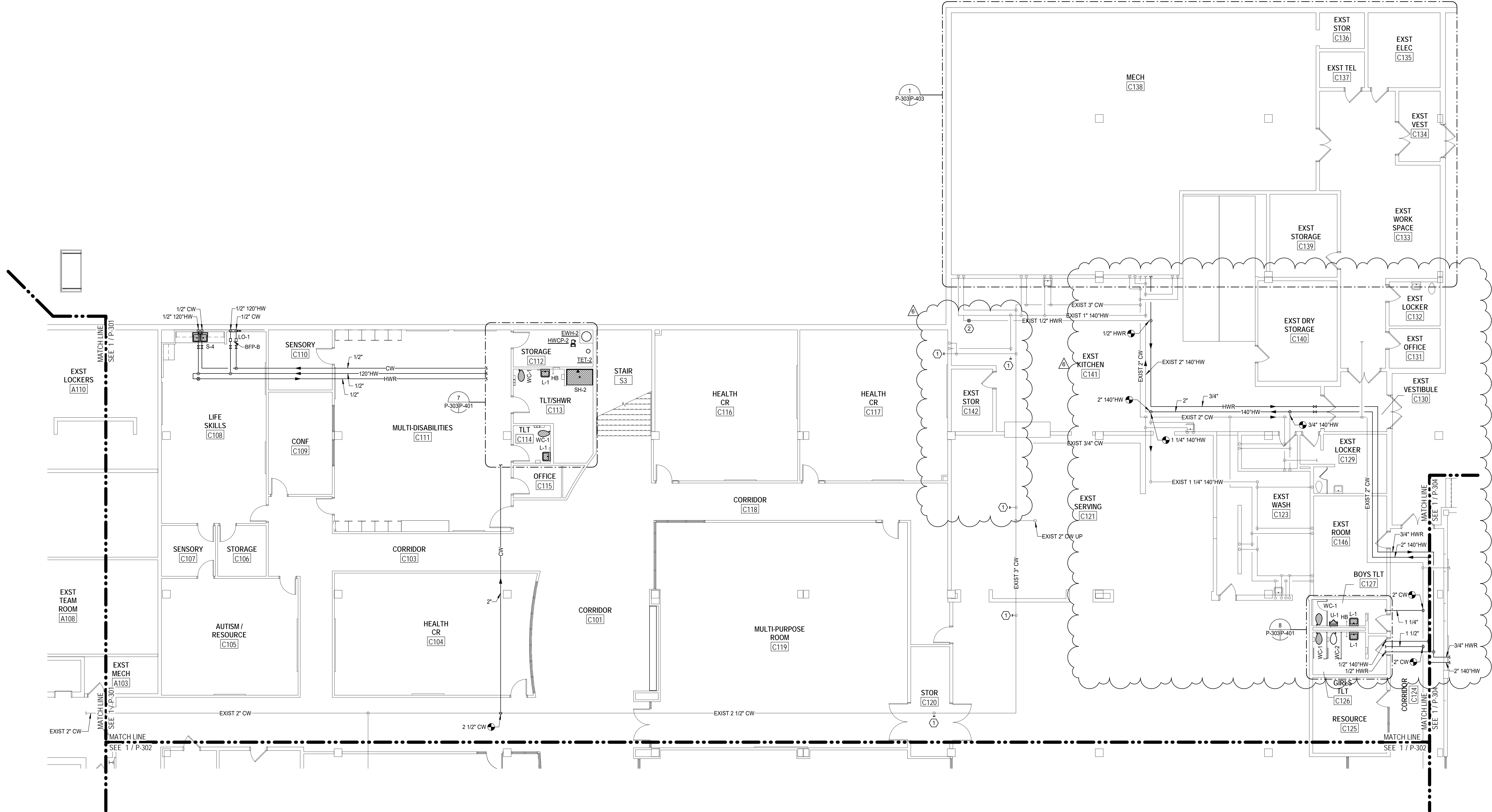
DATE	PROJECT	DESIGNED	SHR	SHR	RWD
12-09-2019	15231-04	SHR	SHR	CHECKED	
DATE	PROJECT	DESIGNED	SHR	SHR	RWD
		DRAWN	CHECKED		

**RRMM**  
ARCHITECTS, P.C.  
28 Church Ave SW  
Roanoke, Virginia 24011  
(540)344-1212

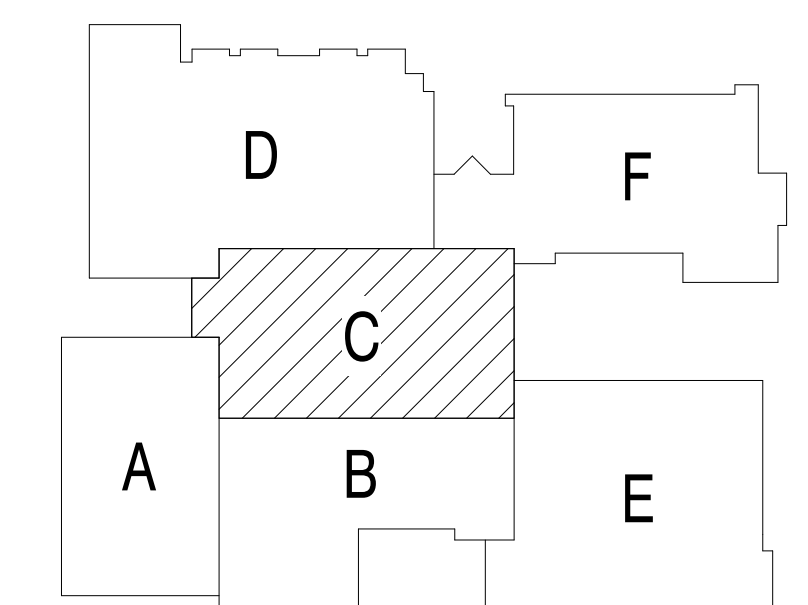
DAVID L. ROLLER  
Lic No. 036362

PROJECT SALEM HIGH SCHOOL ADDITIONS AND RENOVATIONS  
SALEM CITY SCHOOLS  
400 SPARTAN DRIVE  
SALEM, VA 24153  
DRAWING FIRST FLOOR - PLUMBING DOMESTIC WATER AND GAS  
- AREA C

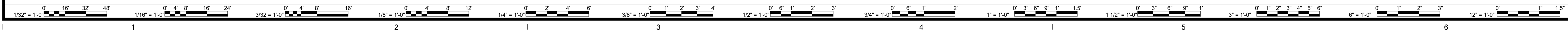
SHEET  
**P-303**



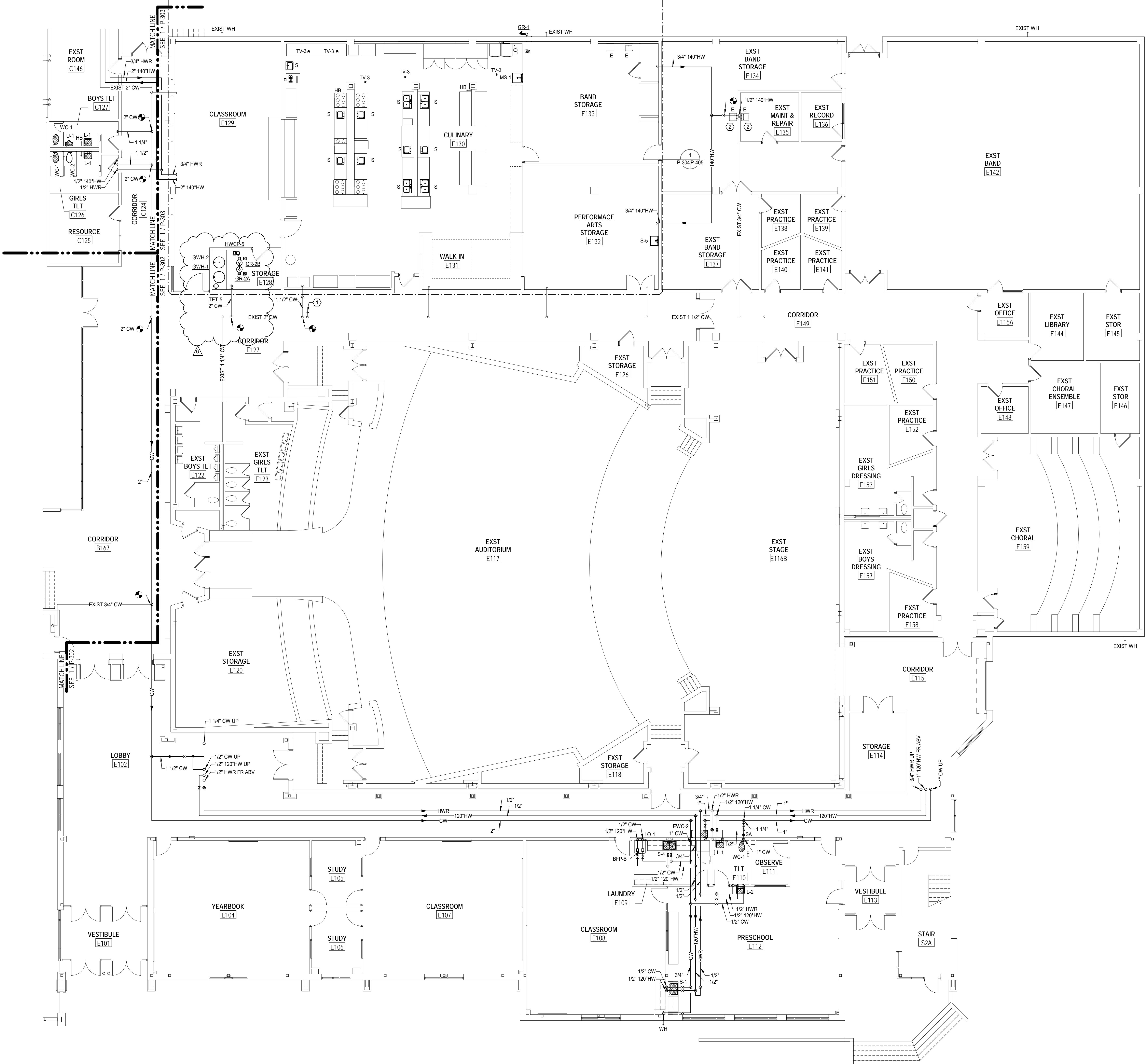
1 FIRST FLOOR - PLUMBING DOMESTIC WATER AND GAS PLAN - AREA C  
SCALE: 1/8" = 1'-0"



KEY PLAN  
NOT TO SCALE



3/17/2020 9:55:30 AM B:\300716231-04 Salem HS16410 MEP Central 2019.rvt



**PLUMBING GENERAL NOTES**

1. DOMESTIC HOT WATER, COLD WATER AND HOT WATER RETURN PIPING ABOVE CEILING UNLESS NOTED OTHERWISE.
2. WHERE EXISTING DOMESTIC WATER PIPING IS REMOVED FROM THE EXISTING SYSTEM AND THE RUNOUT IS NOT BEING REUSED, THE RUNOUT SHALL BE REMOVED BACK TO AND CAPPED AT THE TAKEOFF FROM THE MAIN TO PRESERVE THE INTEGRITY OF THE SYSTEM AS A WHOLE. ALL INSULATION SHALL BE PATCHED TO MATCH EXISTING.
3. REFER TO SECOND FLOOR PLANS AND RISER DIAGRAMS FOR ADDITIONAL INFORMATION.

**PLUMBING SHEET NOTES**

1. CAP EXISTING DOMESTIC WATER TAKEOFF AT MAIN.
2. PROVIDE NEW TV-1 BELOW EXISTING SINK.

**ASCENT**  
ENGINEERING GROUP  
5228 VALLEYFRONT PKWY, SUITE 4  
ROANOKE, VIRGINIA 24019  
(540) 344-4444  
D: SHR 18410 CRWD

PROPOSAL REQUEST	DESCRIPTION
Request 01	
Request 02	

DATE	PROJECT	DESIGNED	DRAWN	SHR	SHR	RWD	MARK	DATE	BY	REVISIONS
12-09-2019	1523-04	SHR	SHR							
3/12/20										
5										
6										

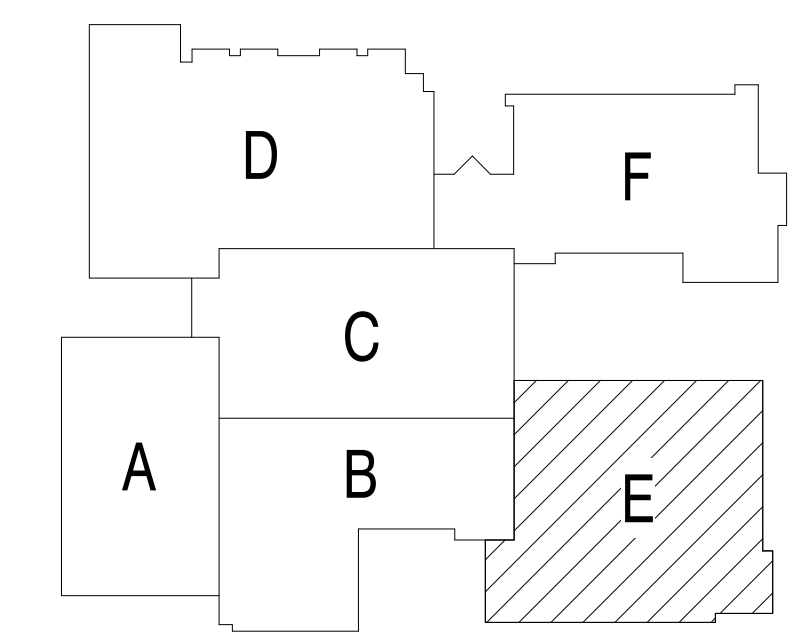
**RRMM**  
ARCHITECTS, PC  
28 Church Ave SW  
Roanoke, Virginia 24011  
(540)344-1212

DAVID L. ROLLER  
Lic No. 036362

PROJECT: SALEM HIGH SCHOOL ADDITIONS AND RENOVATIONS  
SALEM CITY SCHOOLS  
400 SPARTAN DRIVE  
SALEM, VA 24153

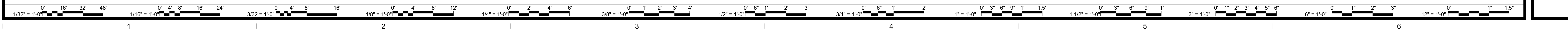
DRAWING: FIRST FLOOR - PLUMBING DOMESTIC WATER AND GAS - AREA E

SHEET: P-304

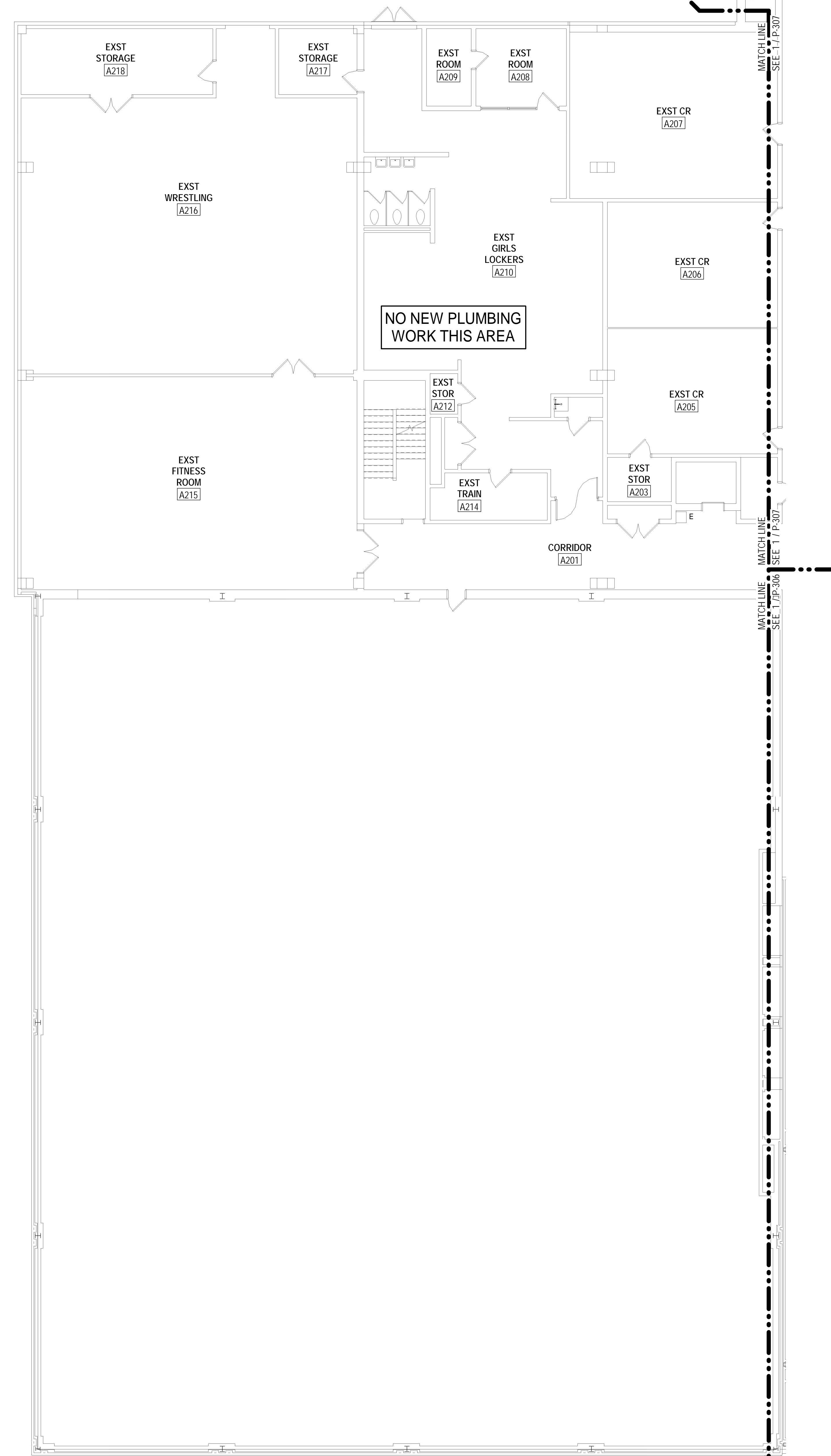


**KEY PLAN**  
NOT TO SCALE

**FIRST FLOOR - PLUMBING DOMESTIC WATER AND GAS PLAN - AREA E**  
SCALE: 1/8" = 1'-0"



3/17/2020 9:55:47 AM BN 300716231-04 Salem HS18410 MEP Central 2019.rvt



**PLUMBING GENERAL NOTES**

1. DOMESTIC HOT WATER, COLD WATER AND HOT WATER RETURN PIPING ABOVE CEILING UNLESS NOTED OTHERWISE.
2. WHERE EXISTING DOMESTIC WATER PIPING IS REMOVED FROM THE EXISTING SYSTEM AND THE RUNOUT IS NOT BEING REUSED, THE RUNOUT SHALL BE REMOVED BACK TO AND CAPPED AT THE TAKEOFF FROM THE MAIN TO PRESERVE THE INTEGRITY OF THE SYSTEM AS A WHOLE. ALL INSULATION SHALL BE PATCHED TO MATCH EXISTING.
3. REFER TO FIRST FLOOR PLANS AND RISER DIAGRAMS FOR ADDITIONAL INFORMATION.

**ASCENT**  
ENGINEERING GROUP  
5228 VALLEYFRONT PKWY, SUITE 4  
ROANOKE, VIRGINIA 24019  
(800) 263-4444  
D:SHR 18410 CRWD

MARK	DATE	BY	DESCRIPTION

DATE	PROJECT	DESIGNED	DRAWN	CHECKED	DATE	BY	DESCRIPTION
12-09-2019	15231-04	SHR	SHR	RWD			

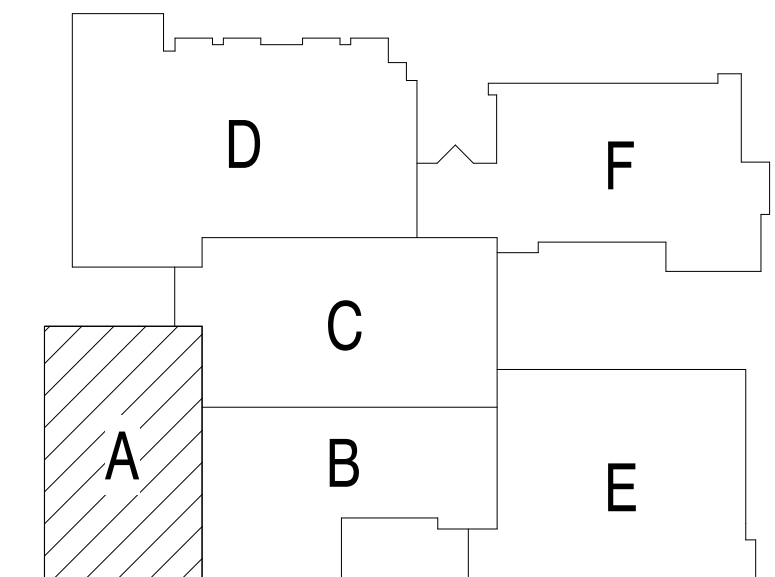
**RRMM**  
ARCHITECTS, PC  
28 Church Ave SW  
Roanoke, Virginia 24011  
(540)344-1212



PROJECT SALEM HIGH SCHOOL ADDITIONS AND RENOVATIONS  
SALEM CITY SCHOOLS  
400 SPARTAN DRIVE  
SALEM, VA 24153  
DRAWING SECOND FLOOR - PLUMBING DOMESTIC WATER AND GAS - AREA A

SHEET  
**P-305**

1 SECOND FLOOR - PLUMBING DOMESTIC WATER AND GAS PLAN - AREA A  
SCALE: 1/8" = 1'-0"



KEY PLAN  
NOT TO SCALE



**PLUMBING GENERAL NOTES**

1. DOMESTIC HOT WATER, COLD WATER AND HOT WATER RETURN PIPING ABOVE CEILING UNLESS NOTED OTHERWISE.
2. WHERE EXISTING DOMESTIC WATER PIPING IS REMOVED FROM THE EXISTING SYSTEM AND THE RUNOUT IS NOT BEING REUSED, THE RUNOUT SHALL BE REMOVED BACK TO AND CAPPED AT THE TAKEOFF FROM THE MAIN TO PRESERVE THE INTEGRITY OF THE SYSTEM AS A WHOLE. ALL INSULATION SHALL BE PATCHED TO MATCH EXISTING.
3. REFER TO FIRST FLOOR PLANS AND RISER DIAGRAMS FOR ADDITIONAL INFORMATION.



5228 VALLEYFRONT PKWY, SUITE 4  
ROANOKE, VIRGINIA 24019  
(540) 344-4444

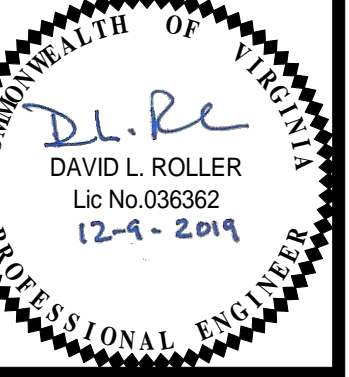
D:SHR 18410 CRWD

MARK	DATE	BY	DESCRIPTION

DATE	PROJECT	DESIGNED	DRAWN	CHECKED	SHR	SHR	RWD
12-09-2019	15231-04	SHR	SHR				



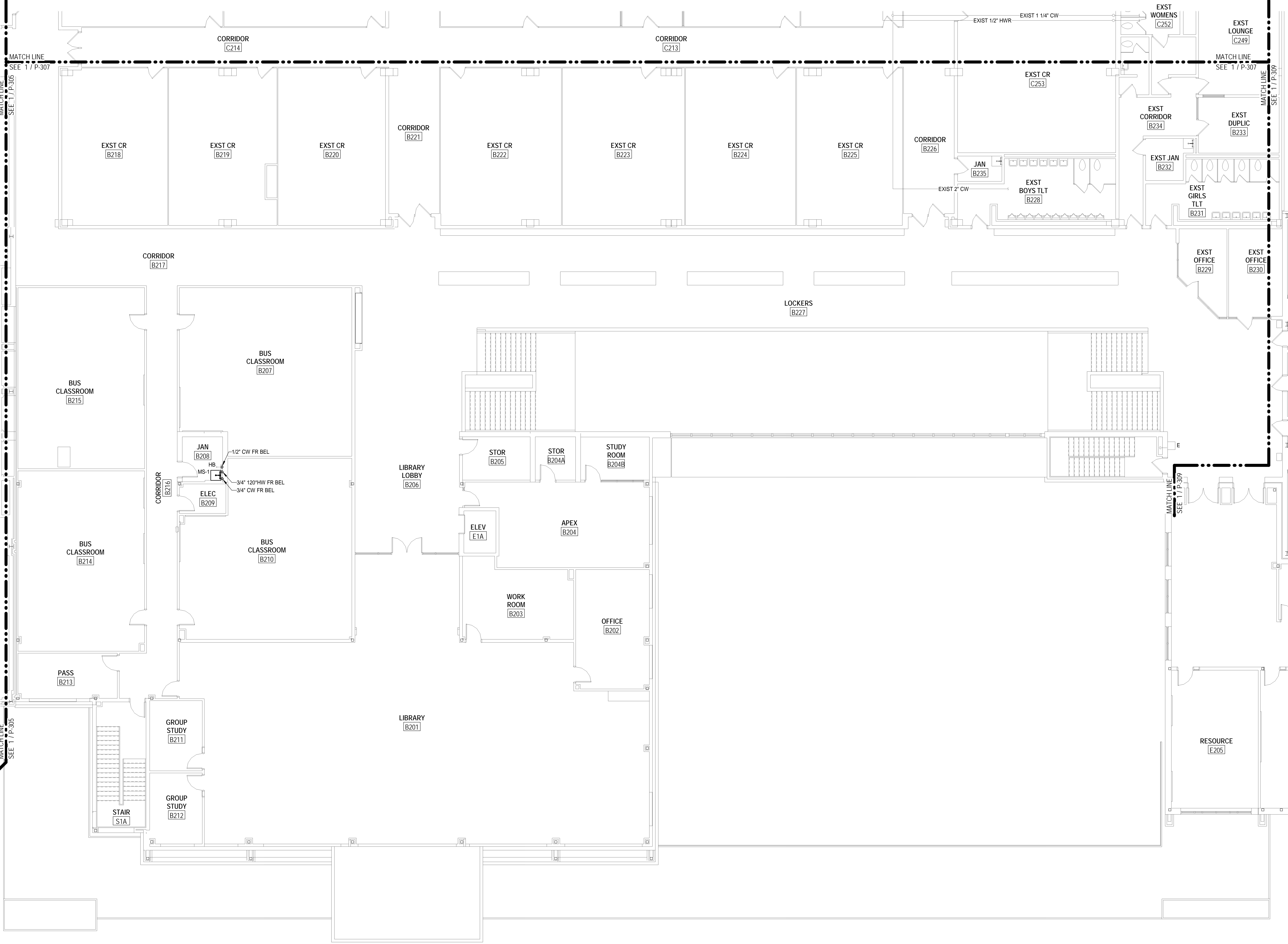
**RRMM ARCHITECTS, P.C.**  
28 Church Ave SW  
Roanoke, Virginia 24011  
(540)344-1212



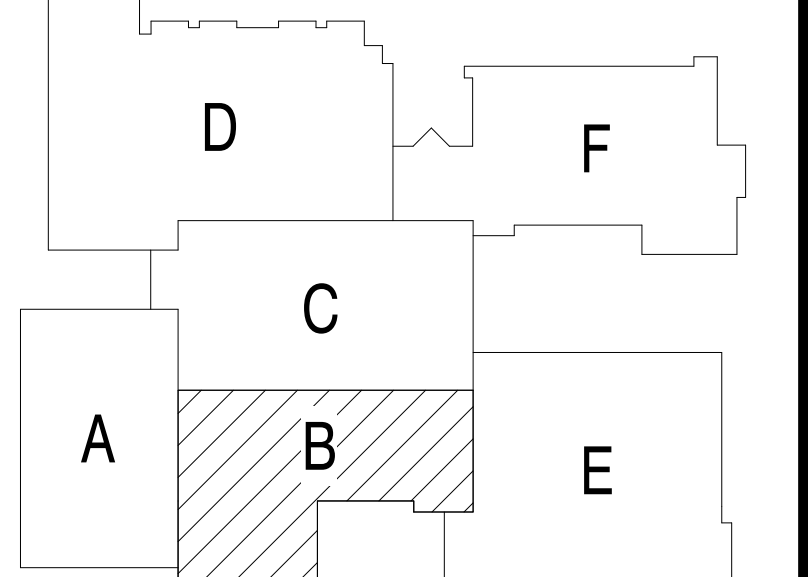
PROJECT: SALEM HIGH SCHOOL ADDITIONS AND RENOVATIONS  
SALEM CITY SCHOOLS  
400 SPARTAN DRIVE  
SALEM, VA 24153

DRAWING: SECOND FLOOR - PLUMBING DOMESTIC WATER AND GAS - AREA B

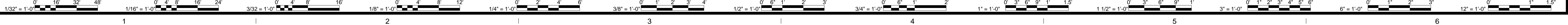
SHEET: **P-306**



**SECOND FLOOR - PLUMBING DOMESTIC WATER AND GAS PLAN - AREA B**  
SCALE: 1/8" = 1'-0"



**KEY PLAN**  
NOT TO SCALE



12/4/2019 2:31:38 PM BIM 360//18231-04 Salem HS18410 MEP Central 2019.rvt



PLUMBING SHEET NOTES

- ① CAP EXISTING DOMESTIC WATER PIPING BELOW FLOOR.

PLUMBING GENERAL NOTES

- DOMESTIC HOT WATER, COLD WATER AND HOT WATER RETURN PIPING ABOVE CEILING UNLESS NOTED OTHERWISE.
- WHERE EXISTING DOMESTIC WATER PIPING IS REMOVED FROM THE EXISTING SYSTEM AND THE RUNOUT IS NOT BEING REUSED, THE RUNOUT SHALL BE REMOVED BACK TO AND CAPPED AT THE TAKEOFF FROM THE MAIN TO PRESERVE THE INTEGRITY OF THE SYSTEM AS A WHOLE. ALL INSULATION SHALL BE PATCHED TO MATCH EXISTING.
- REFER TO FIRST FLOOR PLANS AND RISER DIAGRAMS FOR ADDITIONAL INFORMATION.

**ASCENT**  
ENGINEERING GROUP  
5228 VALLEYFRONT PKWY, SUITE 4  
ROANOKE, VIRGINIA 24019  
(540) 964-4444  
D:SHR 18410 CRWD

MARK	DATE	REVISIONS	DESCRIPTION

DATE	PROJECT	DESIGNED	DRAWN	CHECKED	SHR	SHR	RWD
12-09-2019	15231-04	SHR	SHR	RWD			

**RRMM**  
ARCHITECTS, PC  
28 Church Ave SW  
Roanoke, Virginia 24011  
(540)344-1212


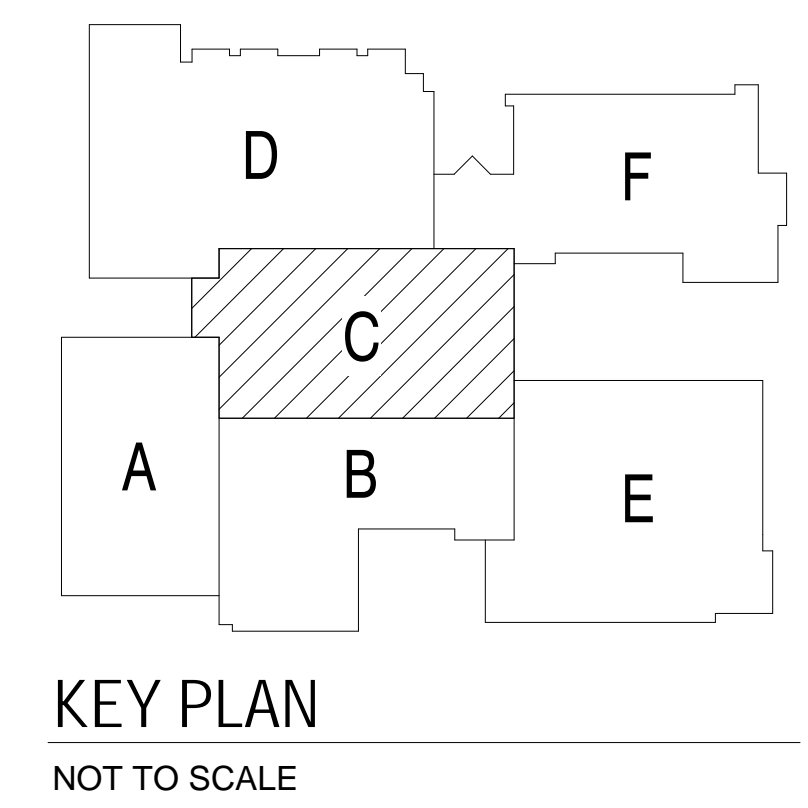
COMMONWEALTH OF VIRGINIA  
DAVID L. ROLLER  
Lic No. 085362  
12-4-2019  
PROFESSIONAL ENGINEER

PROJECT SALEM HIGH SCHOOL ADDITIONS AND RENOVATIONS  
SALEM CITY SCHOOLS  
400 SPARTAN DRIVE  
SALEM, VA 24153  
DRAWING SECOND FLOOR - PLUMBING DOMESTIC WATER AND GAS - AREA C

SHEET  
**P-307**



① P-307 SECOND FLOOR - PLUMBING DOMESTIC WATER AND GAS PLAN - AREA C  
SCALE: 1/8" = 1'-0"



12/4/2019 2:31:44 PM BIN\_300718231-04\_Salem\_HSH18410 MEP Central 2019.rvt

**PLUMBING SHEET NOTES**

1. CAP EXISTING DOMESTIC WATER TAKEOFF AT MAIN.
2. FURNISH AND INSTALL NEW ELECTRIC WATER COOLER UTILIZING EXISTING SANITARY WASTE AND DOMESTIC COLD WATER CONNECTIONS.
3. PROVIDE NEW EMERGENCY GAS SHUTOFF VALVE, TIE INTO EXISTING EMERGENCY SHUTOFF SYSTEM. CONTRACTOR SHALL VERIFY THE EXISTING SCIENCE WING GAS SYSTEM IS IN PROPER WORKING CONDITION PRIOR TO PROJECT COMPLETION.

**PLUMBING GENERAL NOTES**

1. DOMESTIC HOT WATER, COLD WATER AND HOT WATER RETURN PIPING ABOVE CEILING UNLESS NOTED OTHERWISE.
2. WHERE EXISTING DOMESTIC WATER PIPING IS REMOVED FROM THE EXISTING SYSTEM AND THE RUNOUT IS NOT BEING REUSED, THE RUNOUT SHALL BE REMOVED BACK TO AND CAPPED AT THE TAKEOFF FROM THE MAIN TO PRESERVE THE INTEGRITY OF THE SYSTEM AS A WHOLE. ALL INSULATION SHALL BE PATCHED TO MATCH EXISTING.
3. REFER TO RISER DIAGRAMS FOR ADDITIONAL INFORMATION.



D:SHR 18410 CRWD

MARK	DATE	BY	DESCRIPTION

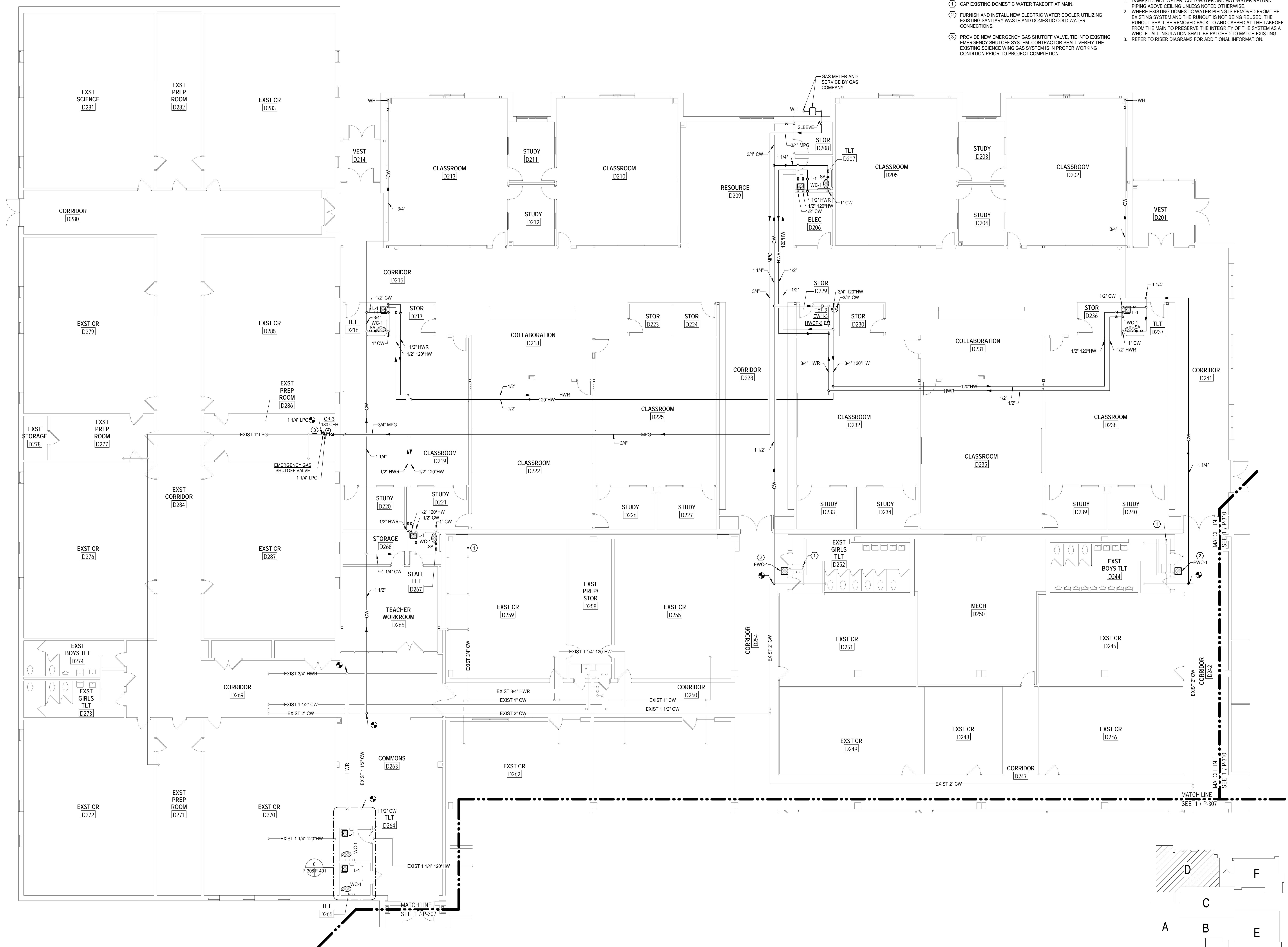
DATE	PROJECT	DESIGNED	SHR	SHR	RWD
12-09-2019	15231-04	SHR	SHR		
		DRAWN	CHECKED		



SALEM HIGH SCHOOL ADDITIONS AND RENOVATIONS  
 SALEM CITY SCHOOLS  
 400 SPARTAN DRIVE  
 SALEM, VA 24153

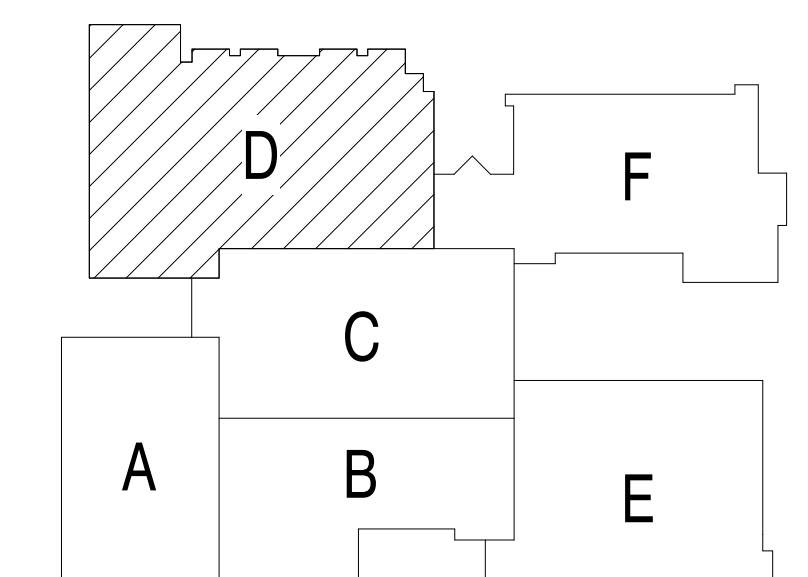
DRAWING  
**SECOND FLOOR - PLUMBING DOMESTIC WATER AND GAS - AREA D**

SHEET  
**P-308**

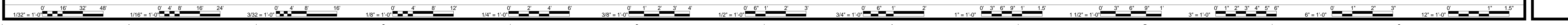


**SECOND FLOOR - PLUMBING DOMESTIC WATER AND GAS PLAN - AREA D**

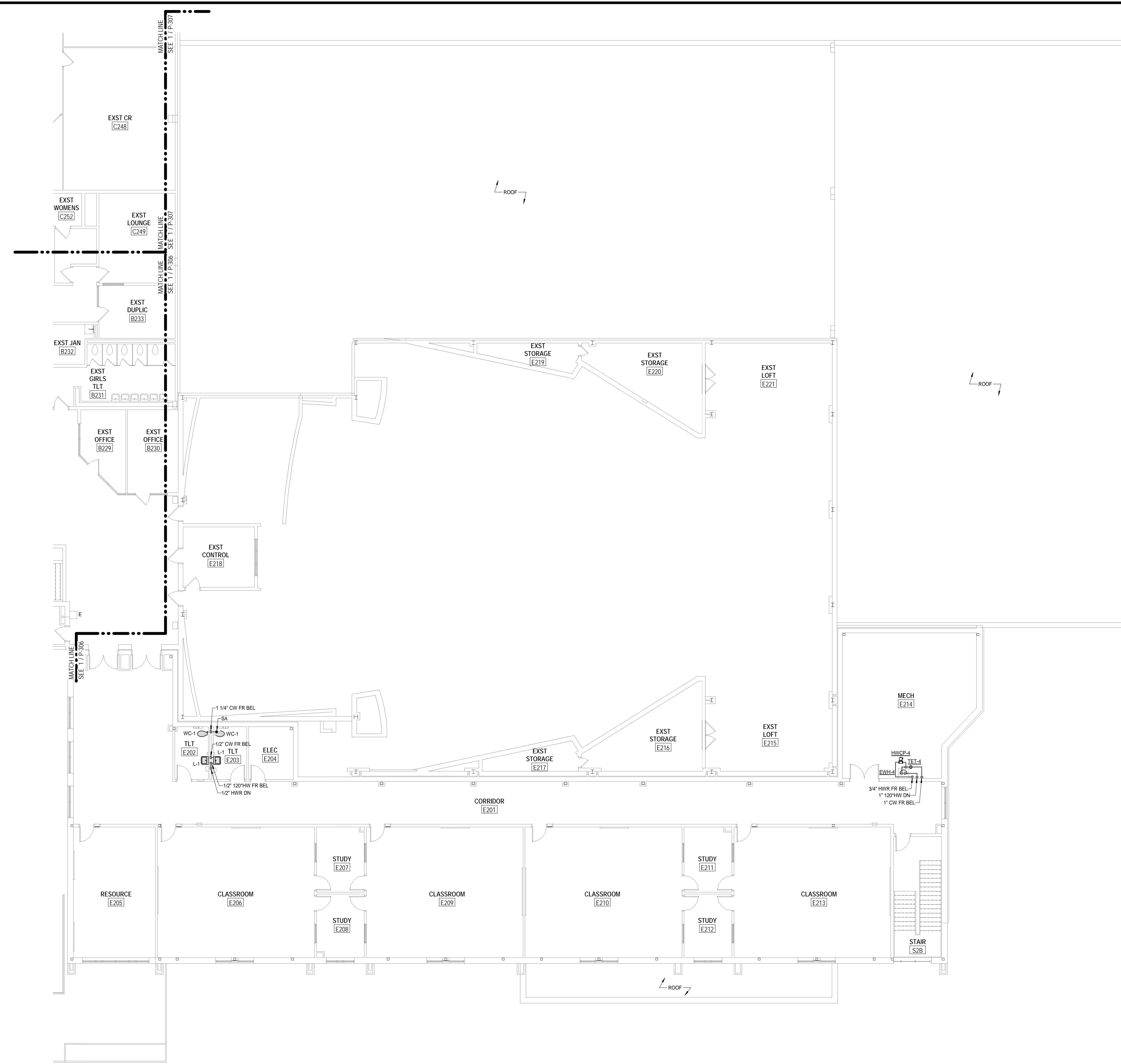
SCALE: 1/8" = 1'-0"



**KEY PLAN**  
 NOT TO SCALE



12/4/2019 2:31:11 PM BW 300718231-04 Salem HS18410 MEP Central 2019.rvt



**PLUMBING GENERAL NOTES**

1. DOMESTIC HOT WATER, COLD WATER AND HOT WATER RETURN PIPING ABOVE CEILING UNLESS NOTED OTHERWISE.
2. WHERE EXISTING DOMESTIC WATER PIPING IS REMOVED FROM THE EXISTING SYSTEM AND THE RUNOUT IS NOT BEING REUSED, THE RUNOUT SHALL BE REMOVED BACK TO AND CAPPED AT THE TAKEOFF FROM THE MAIN TO PRESERVE THE INTEGRITY OF THE SYSTEM AS A WHOLE. ALL INSULATION SHALL BE PATCHED TO MATCH EXISTING.
3. REFER TO FIRST FLOOR PLANS AND RISER DIAGRAMS FOR ADDITIONAL INFORMATION.

**ASCENT**  
ENGINEERING GROUP  
5228 VALLEYFRONT PKWY, SUITE 4  
ROANOKE, VIRGINIA 24019  
(540) 344-4444  
D:SHR 18410 CRWD

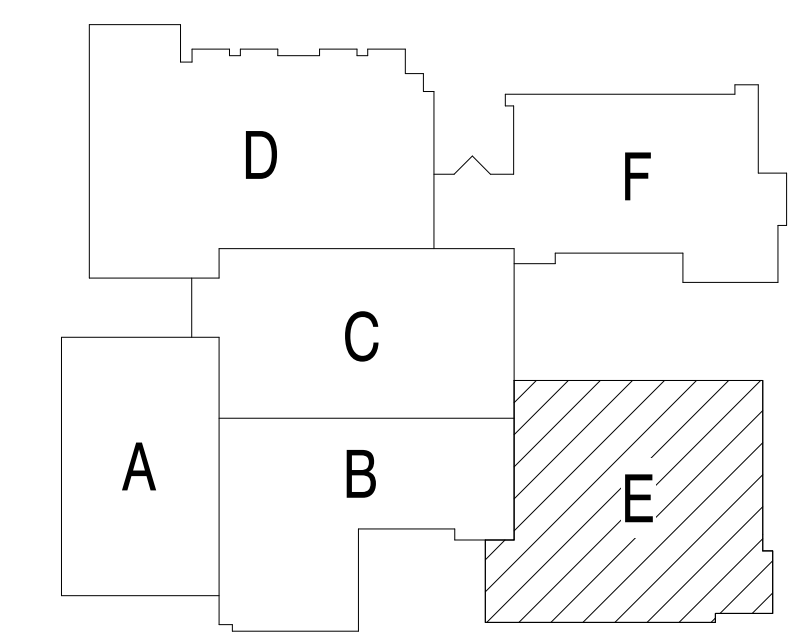
MARK	DATE	BY	DESCRIPTION

DATE	PROJECT	DESIGNED	DRAWN	CHECKED
12-09-2019	15231-04	SHR	SHR	RWD

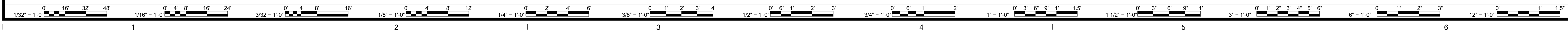
**RRMM**  
ARCHITECTS, PC  
28 Church Ave SW  
Roanoke, Virginia 24011  
(540)344-1212

DAVID L. ROLLER  
Lic No. 038382  
12-1-2019  
PROFESSIONAL ENGINEER

SALEM HIGH SCHOOL ADDITIONS AND RENOVATIONS  
SALEM CITY SCHOOLS  
400 SPARTAN DRIVE  
SALEM, VA 24153  
DRAWING  
**SECOND FLOOR - PLUMBING DOMESTIC WATER AND GAS - AREA E**



**1 SECOND FLOOR - PLUMBING DOMESTIC WATER AND GAS PLAN - AREA E**  
SCALE: 1/8" = 1'-0"



12/4/2019 2:31:19 PM BIM 360//18231-04 Salem HS18410 MEP Central 2019.rvt

**PLUMBING GENERAL NOTES**

1. DOMESTIC HOT WATER, COLD WATER AND HOT WATER RETURN PIPING ABOVE CEILING UNLESS NOTED OTHERWISE.
2. WHERE EXISTING DOMESTIC WATER PIPING IS REMOVED FROM THE EXISTING SYSTEM AND THE RUNOUT IS NOT BEING REUSED, THE RUNOUT SHALL BE REMOVED BACK TO AND CAPPED AT THE TAKEOFF FROM THE MAIN TO PRESERVE THE INTEGRITY OF THE SYSTEM AS A WHOLE. ALL INSULATION SHALL BE PATCHED TO MATCH EXISTING.
3. REFER TO RISER DIAGRAMS FOR ADDITIONAL INFORMATION.

**ASCENT**  
ENGINEERING GROUP  
5228 VALLEYFRONT PKWY, SUITE 4  
ROANOKE, VIRGINIA 24019  
(800) 260-4444  
D:SHR 18410 CRWD

MARK	DATE	BY	DESCRIPTION

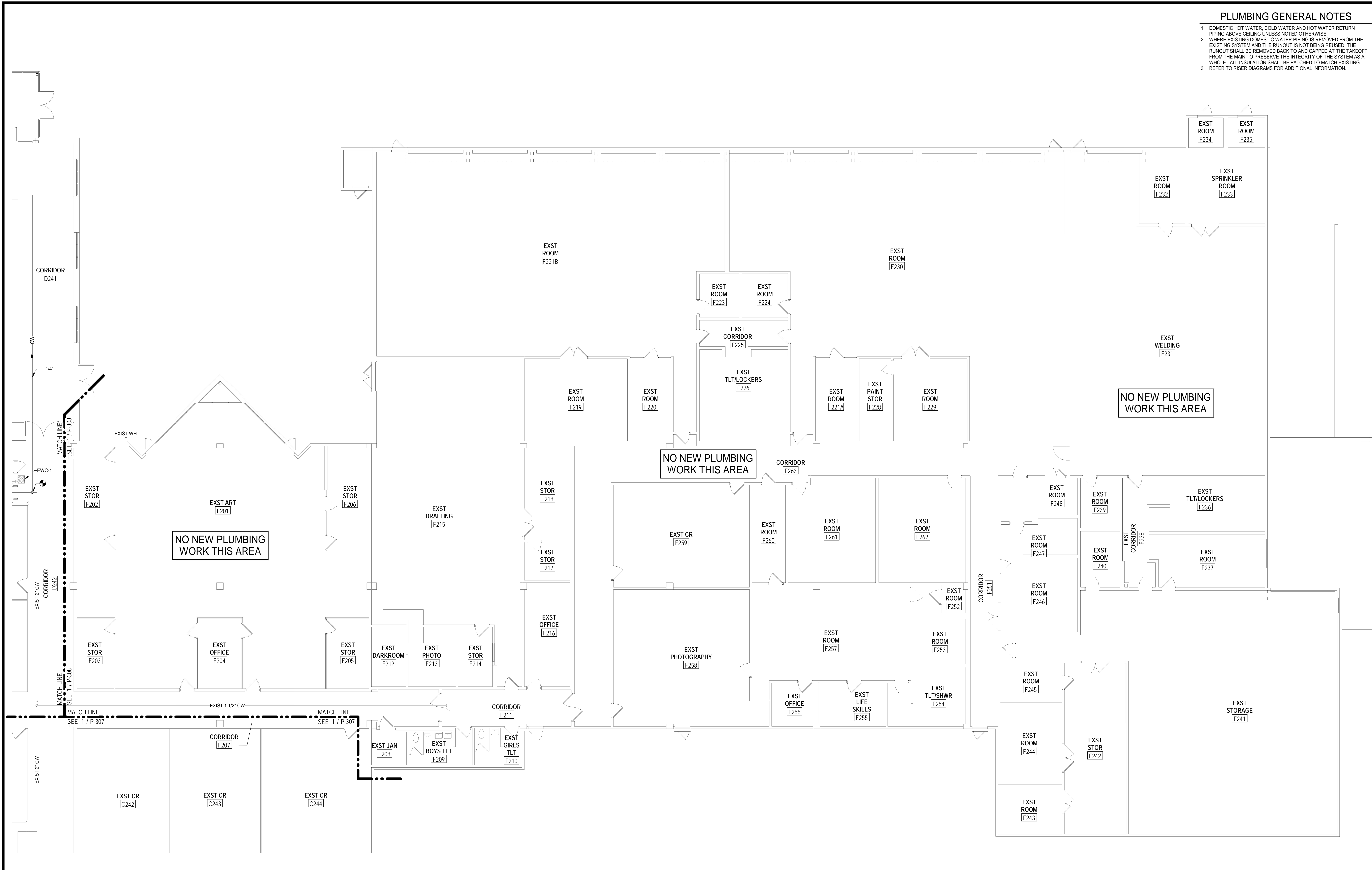
DATE	PROJECT	DESIGNED	DRAWN	CHECKED
12-09-2019	15231-04	SHR	SHR	RWD

**RRMM**  
ARCHITECTS, PC  
28 Church Ave SW  
Roanoke, Virginia 24011  
(540)344-1212

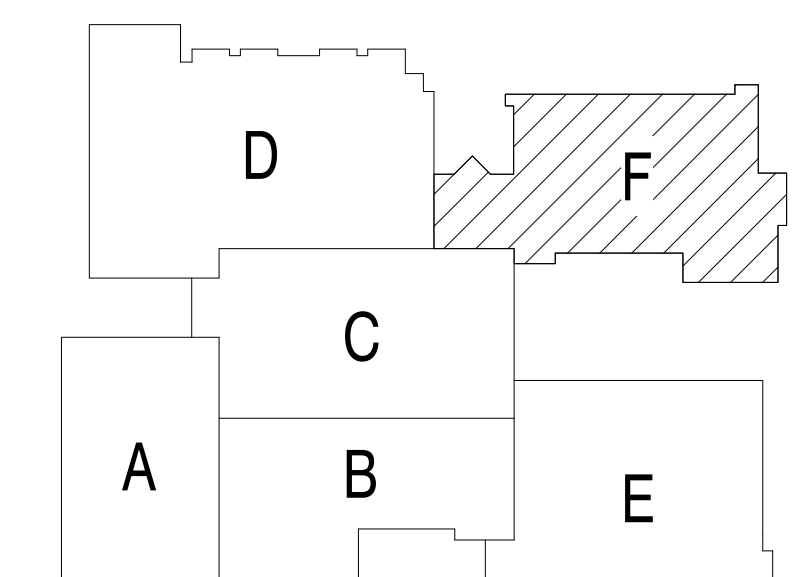
DAVID L. ROLLER  
Lic No. 036362  
12-9-2019  
PROFESSIONAL ENGINEER

PROJECT SALEM HIGH SCHOOL ADDITIONS AND RENOVATIONS  
SALEM CITY SCHOOLS  
400 SPARTAN DRIVE  
SALEM, VA 24153  
DRAWING SECOND FLOOR - PLUMBING DOMESTIC WATER AND GAS - AREA F

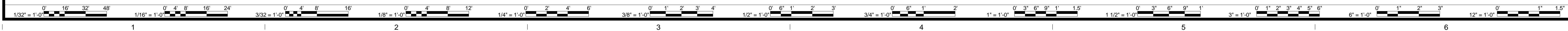
SHEET  
**P-310**



1 SECOND FLOOR - PLUMBING DOMESTIC WATER AND GAS PLAN - AREA F  
P-310 SCALE: 1/8" = 1'-0"



KEY PLAN  
NOT TO SCALE



**PLUMBING GENERAL NOTES**

1. DOMESTIC HOT WATER, COLD WATER AND HOT WATER RETURN PIPING ABOVE CEILING UNLESS NOTED OTHERWISE.
2. SANITARY VENT PIPING ABOVE CEILING UNLESS NOTED OTHERWISE.
3. SANITARY WASTE PIPING BELOW FLOOR UNLESS NOTED OTHERWISE.
4. STORM DRAIN PIPING BELOW FLOOR UNLESS NOTED OTHERWISE.

**PLUMBING SHEET NOTES**

- ① 4" SANITARY WITH P-TRAP
- ② SHUTOFF VALVE IN VERTICAL, 4'-0" AFF.

**ASCENT**  
ENGINEERING GROUP  
5228 VALLEYFRONT PKWY, SUITE 4  
ROANOKE, VIRGINIA 24019  
(540) 963-4444  
D:SHR 18410 CRWD

MARK	DATE	REVISIONS	DESCRIPTION

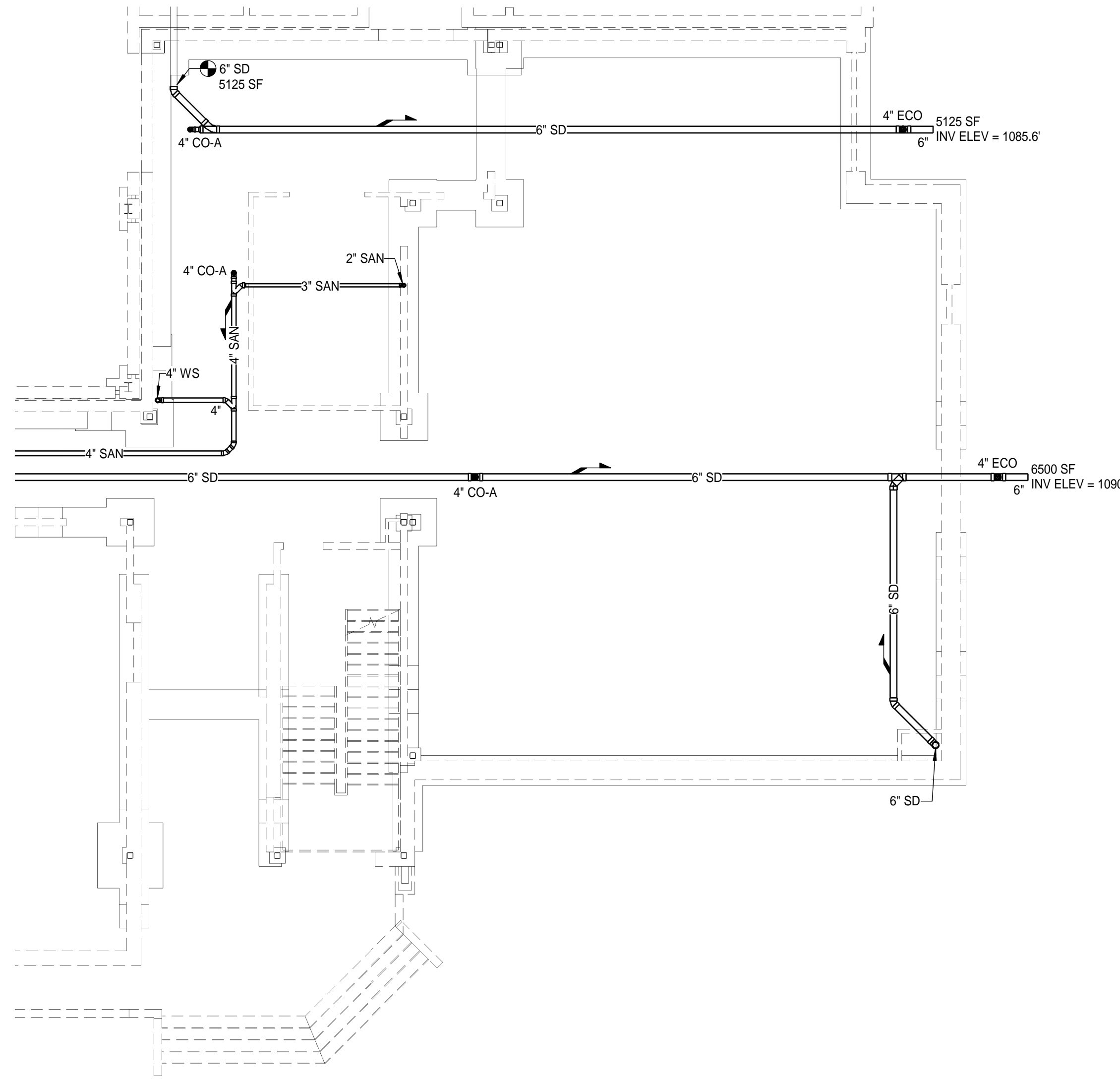
DATE	PROJECT	DESIGNED	DRAWN	CHECKED	SHR	SHR	RWD
12-09-2019	15231-04	SHR	SHR	RWD			

**RRMM**  
ARCHITECTS, PC  
28 Church Ave SW  
Roanoke, Virginia 24011  
(540)344-1212

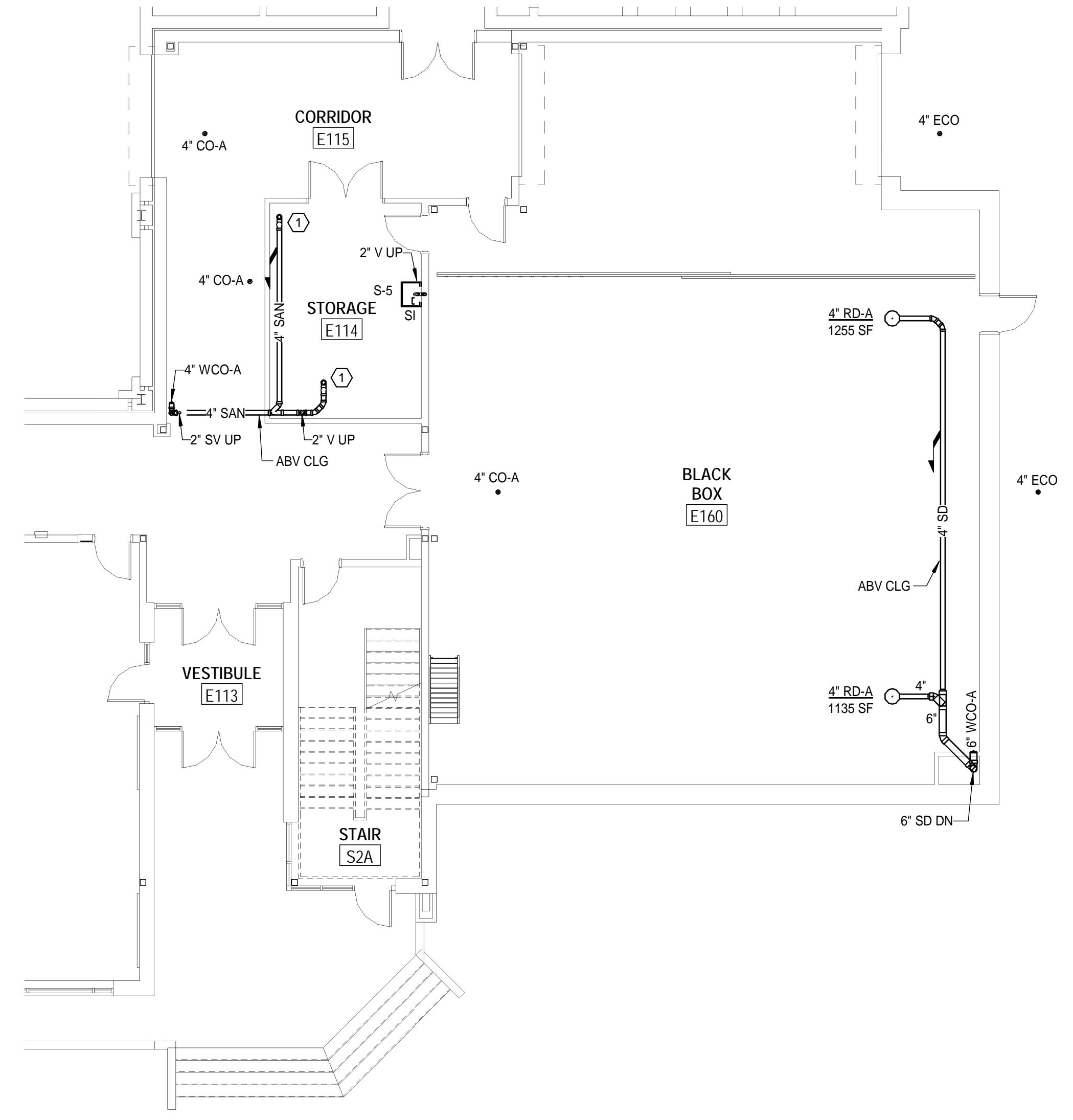
COMMONWEALTH OF VIRGINIA  
DAVID L. ROLLER  
Lic No. 038382  
12-4-2019  
PROFESSIONAL ENGINEER

PROJECT: SALEM HIGH SCHOOL ADDITIONS AND RENOVATIONS  
SALEM CITY SCHOOLS  
400 SPARTAN DRIVE  
SALEM, VA 24153  
DRAWING: BID ALTERNATE #1 BLACK BOX THEATER - PLUMBING FLOOR PLANS

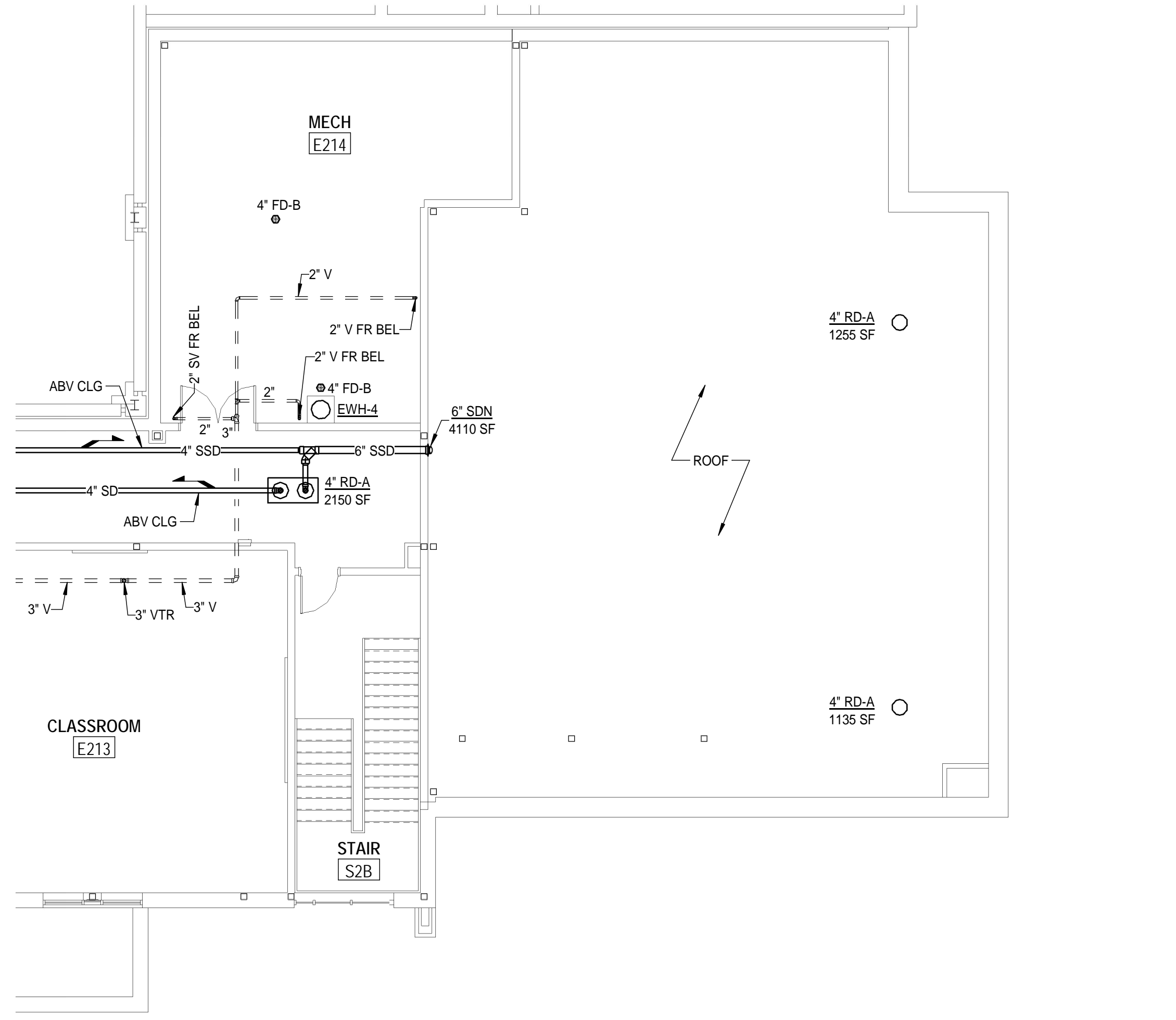
SHEET  
**P-311**



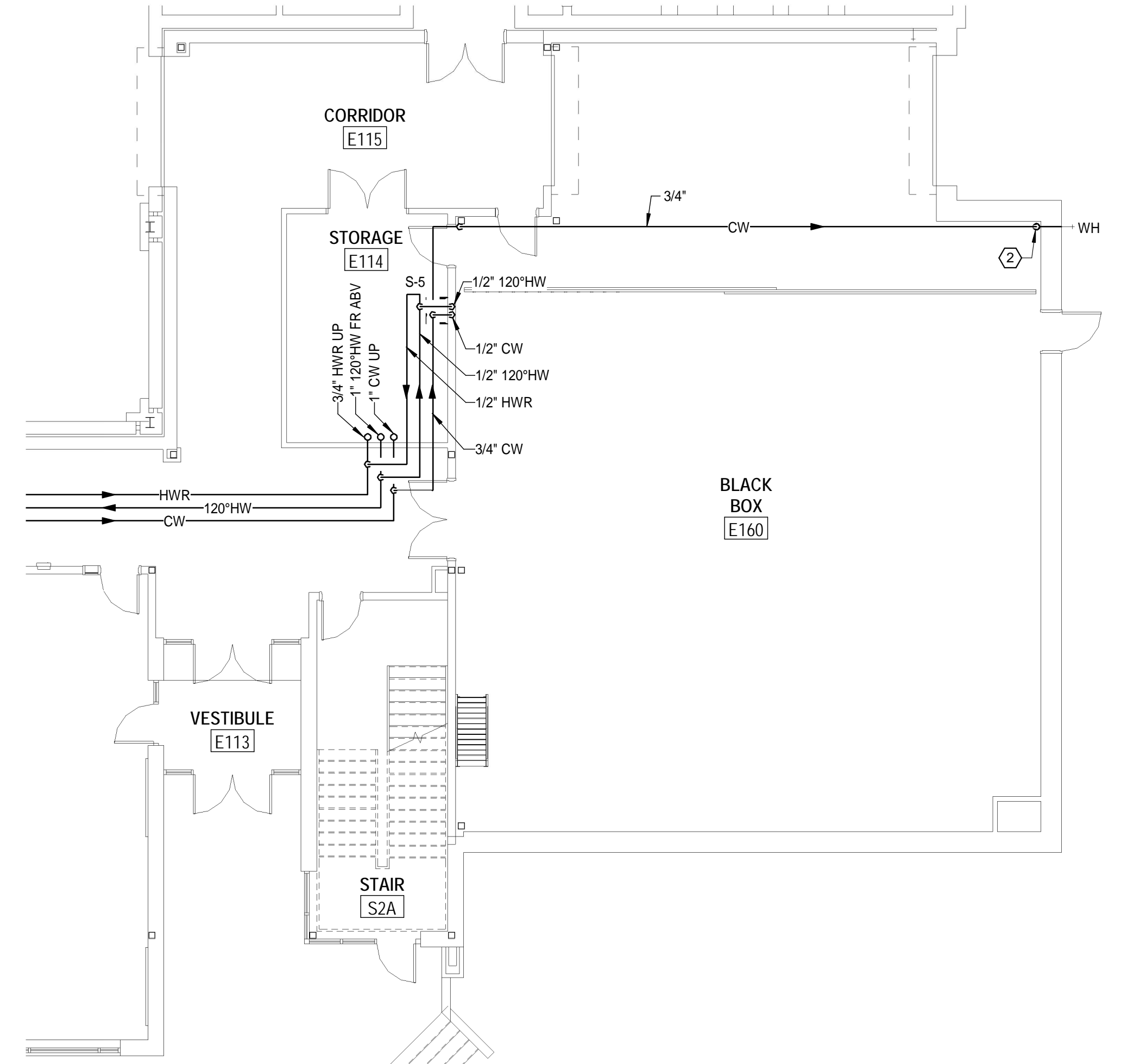
1 PLUMBING FOUNDATION PLAN - BLACK BOX  
SCALE: 1/8" = 1'-0"



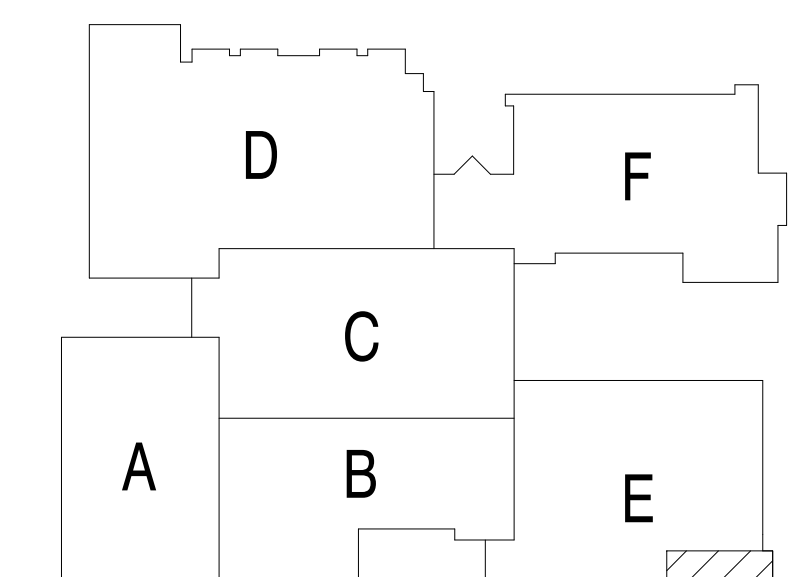
2 FIRST FLOOR - PLUMBING SANITARY AND STORM PLAN - BLACK BOX  
SCALE: 1/8" = 1'-0"



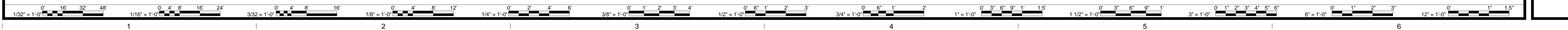
3 SECOND FLOOR - PLUMBING SANITARY AND STORM PLAN - BLACK BOX  
SCALE: 1/8" = 1'-0"



4 FIRST FLOOR - PLUMBING DOMESTIC WATER AND GAS PLAN - BLACK BOX  
SCALE: 1/8" = 1'-0"



KEY PLAN  
NOT TO SCALE



12/4/2019 2:33:38 PM BIN 360716231-04 Salem HS18410 MEP Central 2019.rvt

PLUMBING SHEET NOTES

- ① 2" SANITARY WITH P-TRAP
- ② 3" SANITARY WITH P-TRAP
- ③ 4" SANITARY WITH P-TRAP

PLUMBING GENERAL NOTES

- 1. DOMESTIC HOT WATER, COLD WATER AND HOT WATER RETURN PIPING ABOVE CEILING UNLESS NOTED OTHERWISE.
- 2. SANITARY VENT PIPING ABOVE CEILING UNLESS NOTED OTHERWISE.
- 3. SANITARY WASTE PIPING BELOW FLOOR UNLESS NOTED OTHERWISE.
- 4. STORM DRAIN PIPING BELOW FLOOR UNLESS NOTED OTHERWISE.
- 5. REFER TO RISERS DIAGRAMS FOR ADDITIONAL INFORMATION.

**ASCENT**  
ENGINEERING GROUP  
5228 VALLEYFRONT PKWY, SUITE 4  
ROANOKE, VIRGINIA 24019  
(540) 344-4444  
D:SHR 18410 CRWD

MARK	DATE	REVISIONS	DESCRIPTION

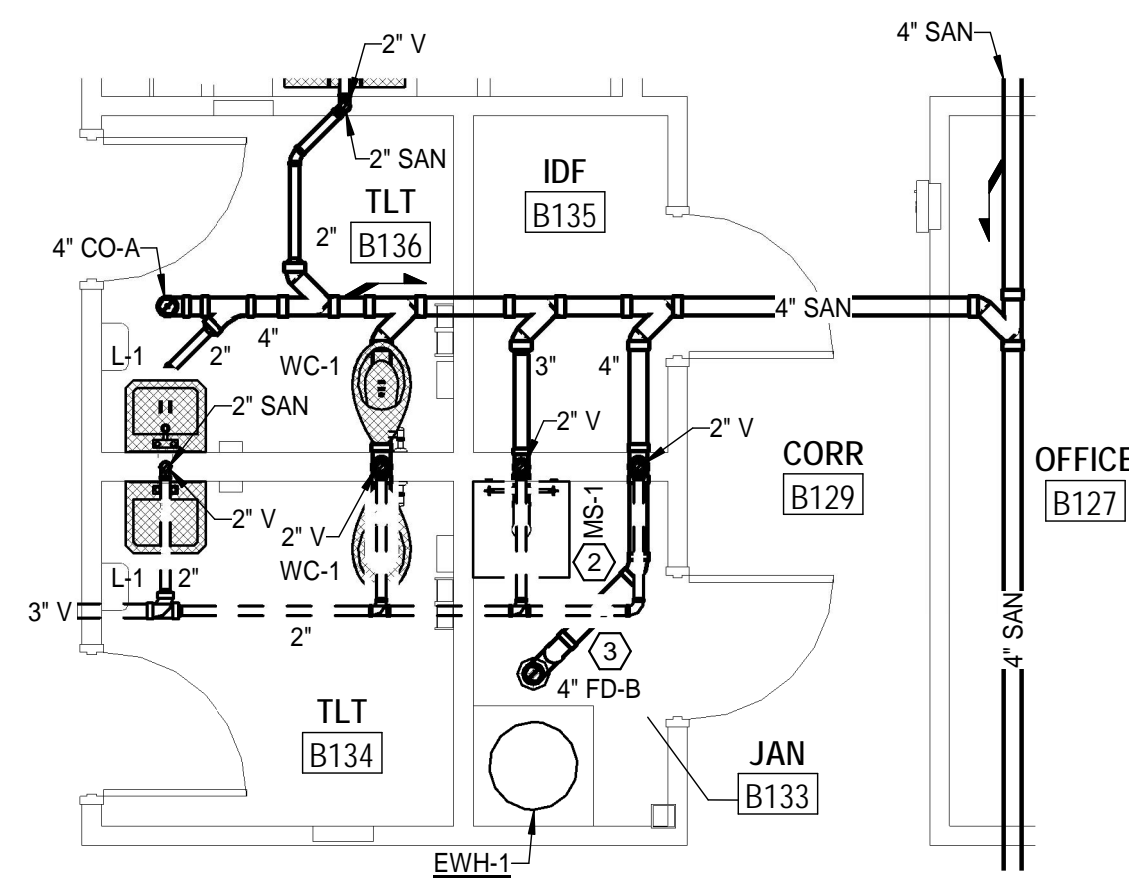
DATE	PROJECT	DESIGNED	DRAWN	CHECKED	SHR	SHR	RWD
12-09-2019	15231-04	SHR	SHR	RWD			

**RRMM**  
ARCHITECTS, PC  
28 Church Ave SW  
Roanoke, Virginia 24011  
(540)344-1212

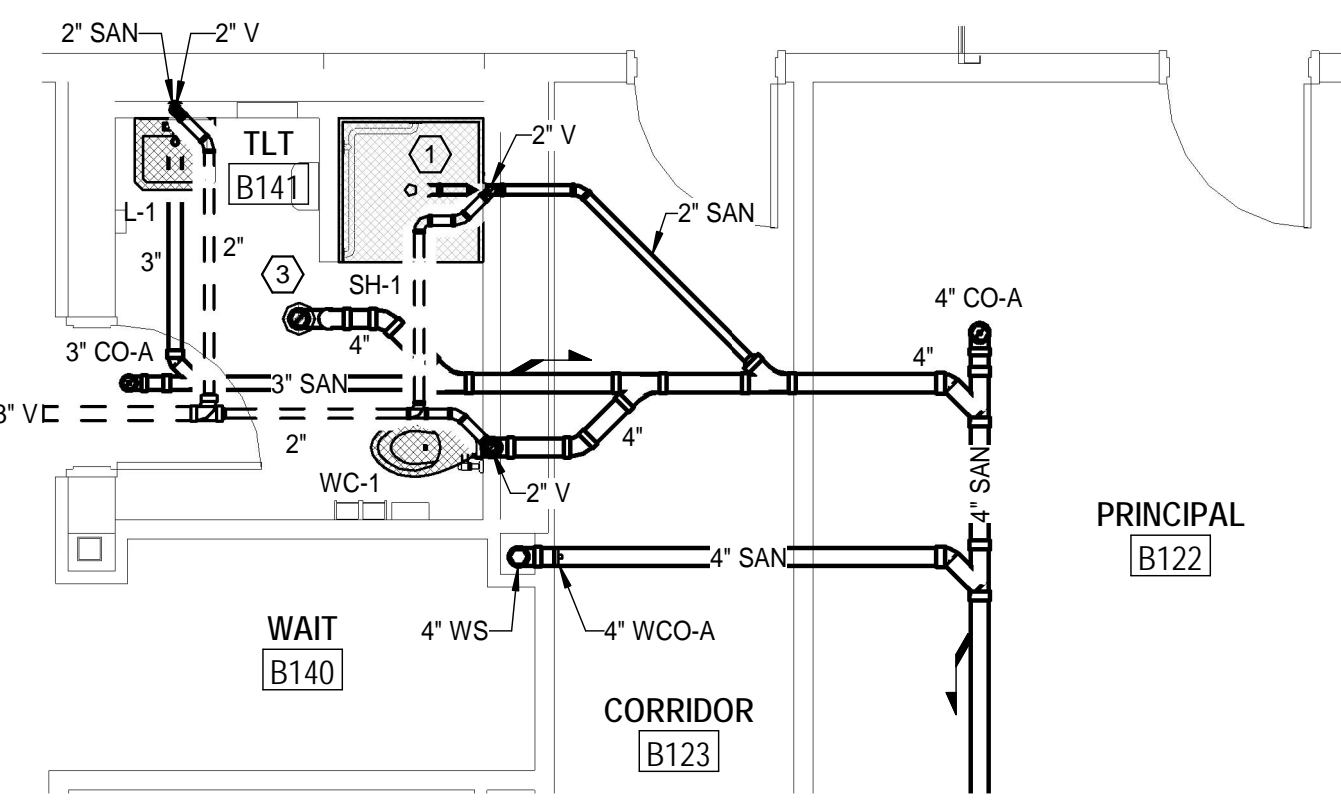
DAVID L. ROLLER  
Lic No. 036382  
12-4-2019  
PROFESSIONAL ENGINEER

SALEM HIGH SCHOOL ADDITIONS AND RENOVATIONS  
SALEM CITY SCHOOLS  
400 SPARTAN DRIVE  
SALEM, VA 24153  
DRAWING PLUMBING ENLARGED PLANS

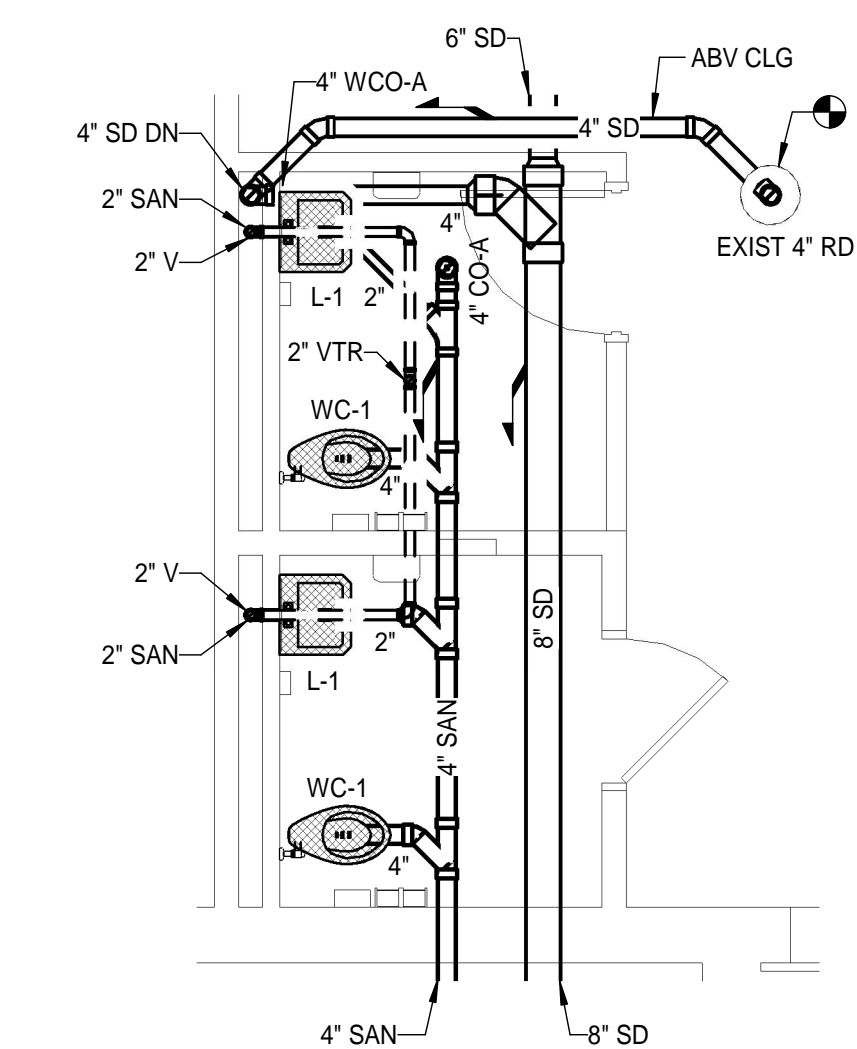
SHEET  
**P-401**



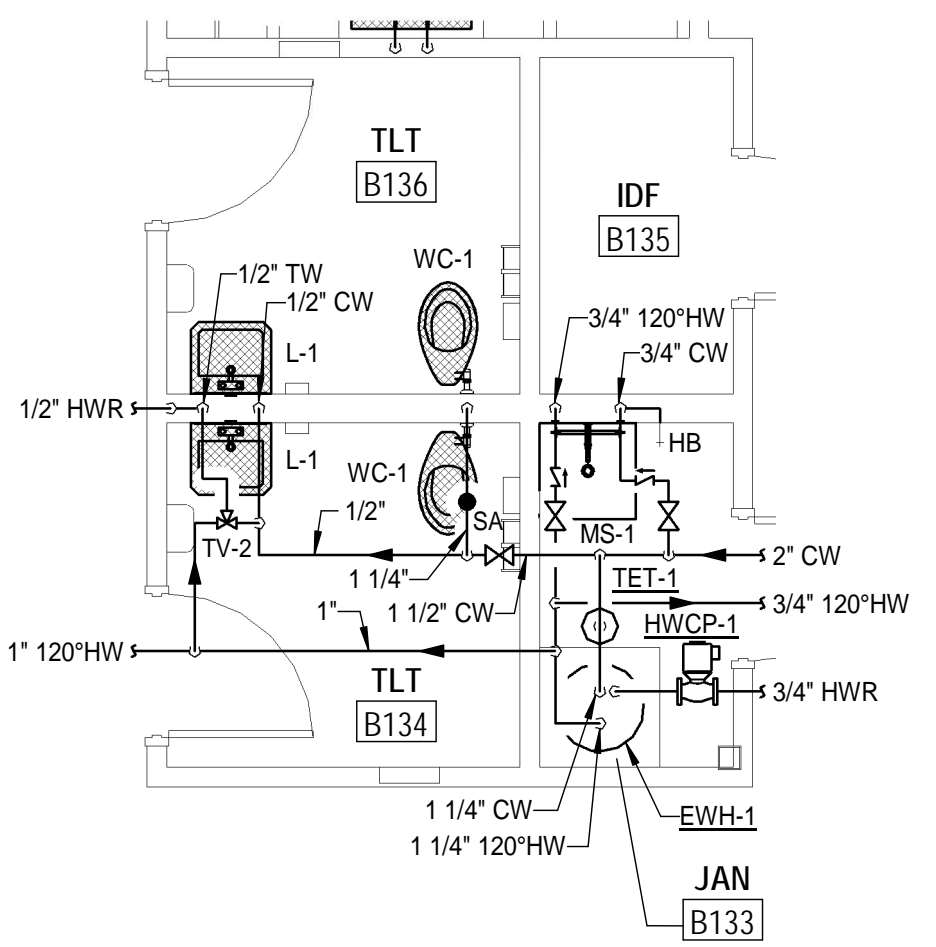
1 B133 - JAN, B134 - TLT & B136 - TLT - PLUMBING SANITARY PLAN  
P-202/P-401 SCALE: 1/4" = 1'-0"



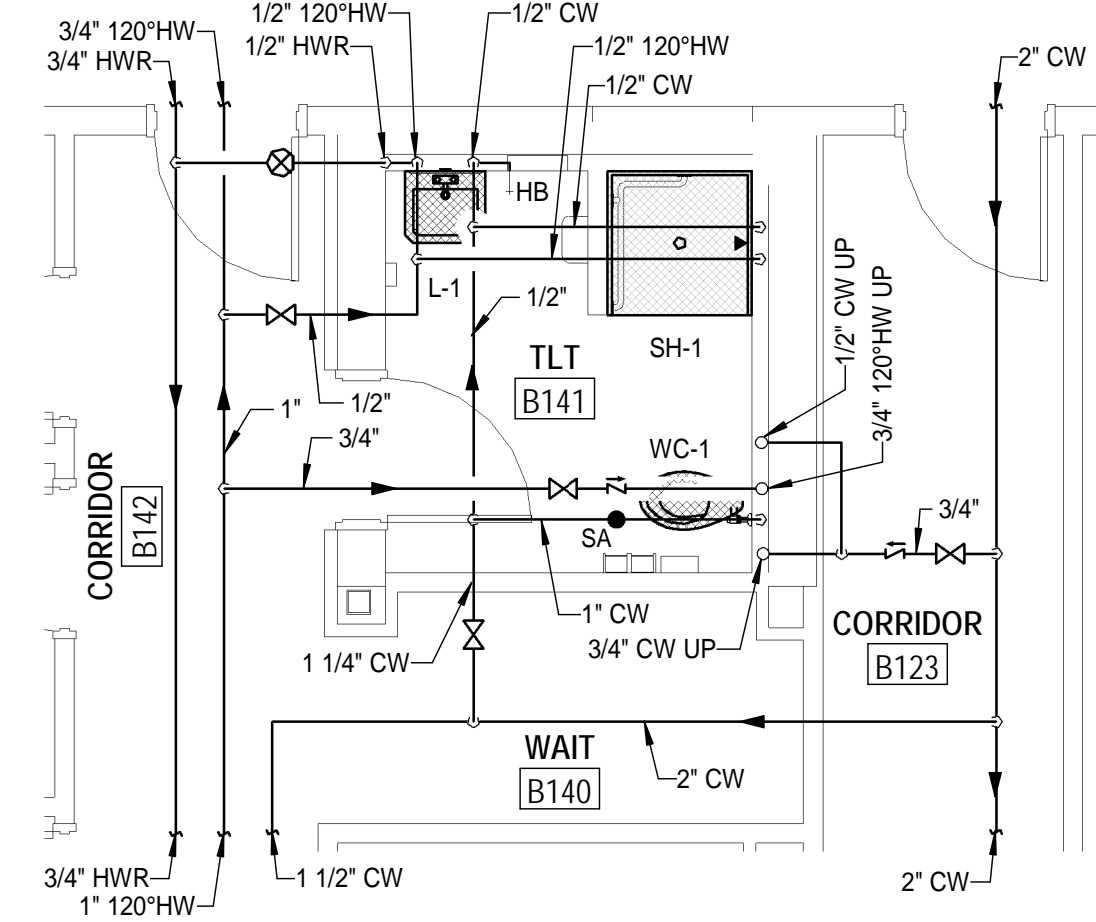
2 B141 - TLT - PLUMBING SANITARY PLAN  
P-202/P-401 SCALE: 1/4" = 1'-0"



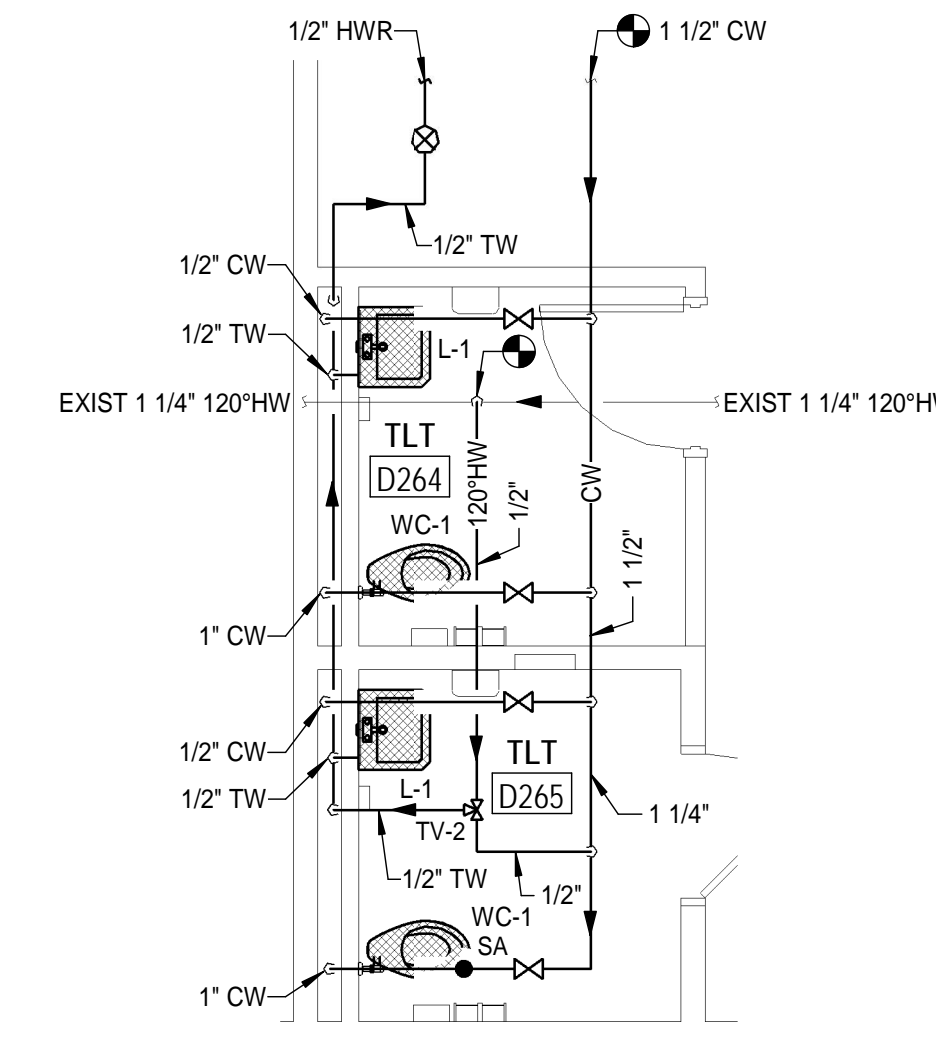
3 D264 - TLT & D265 - TLT - PLUMBING SANITARY PLAN  
P-208/P-401 SCALE: 1/4" = 1'-0"



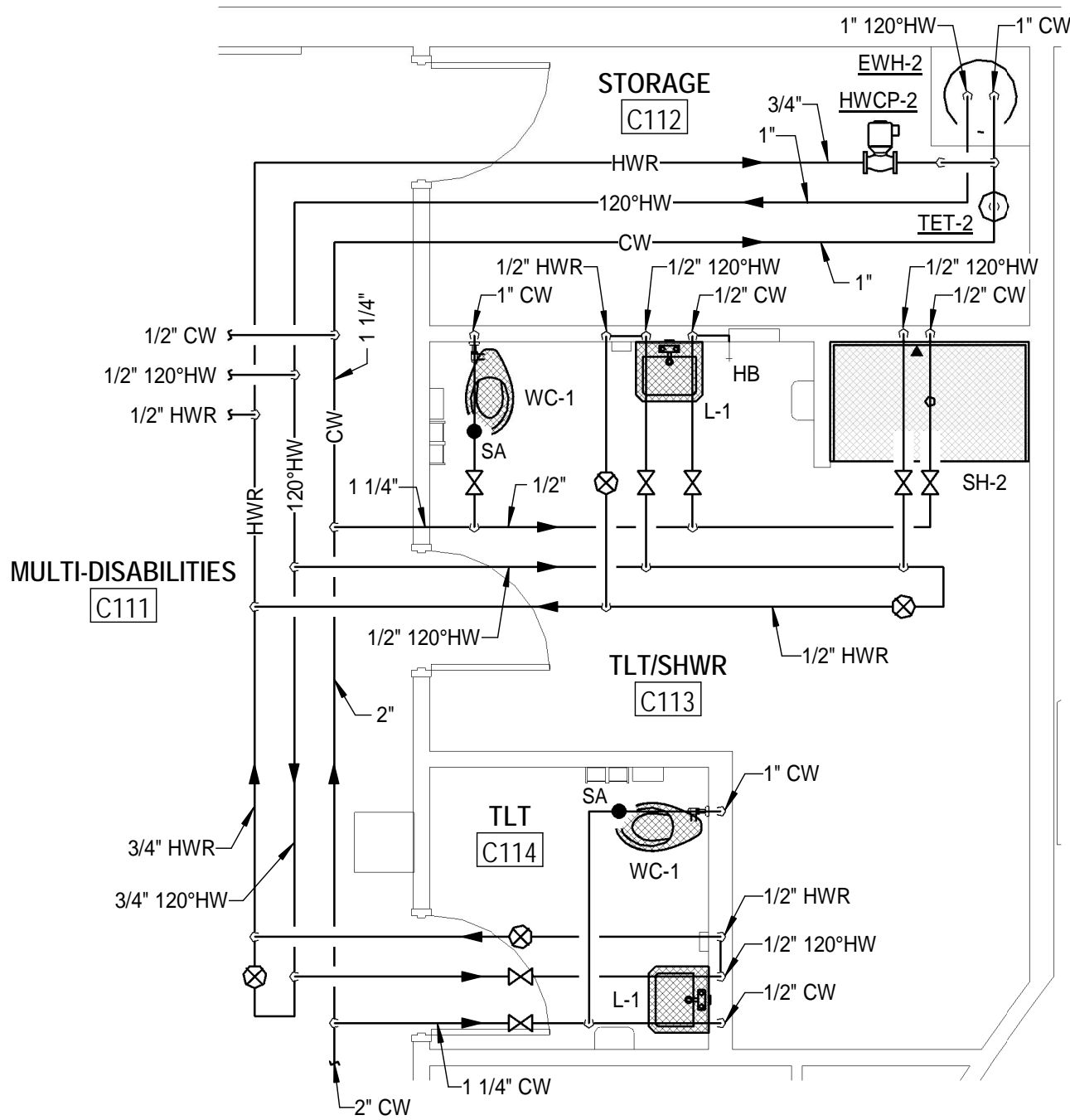
4 B133 - JAN, B134 - TLT & B136 - TLT - PLUMBING DOMESTIC WATER PLAN  
P-302/P-401 SCALE: 1/4" = 1'-0"



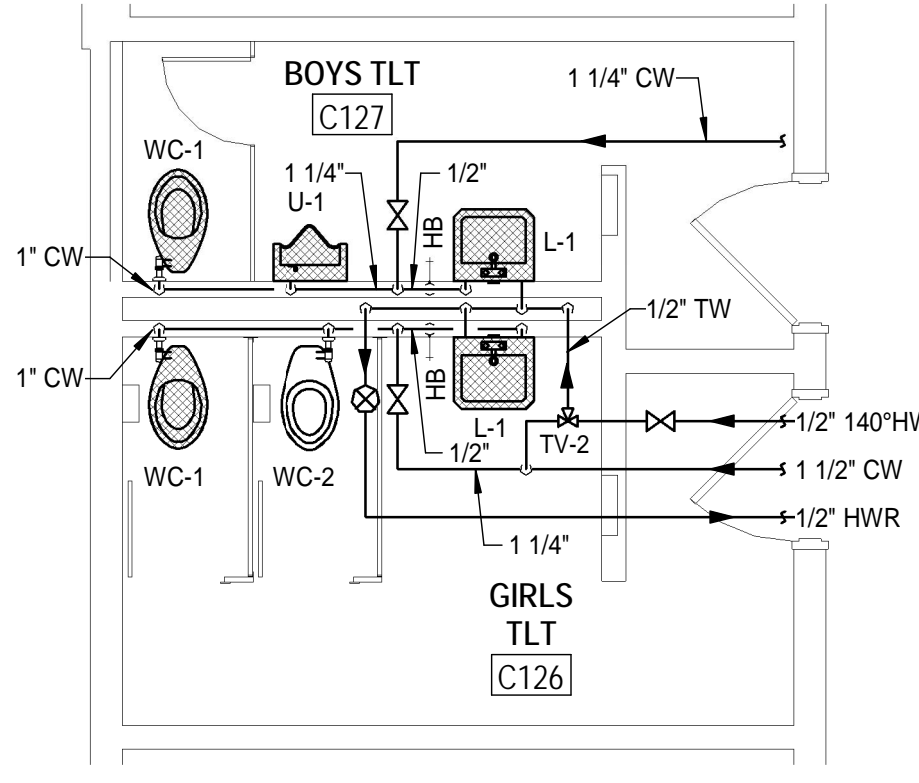
5 B141 - TLT - PLUMBING DOMESTIC WATER PLAN  
P-302/P-401 SCALE: 1/4" = 1'-0"



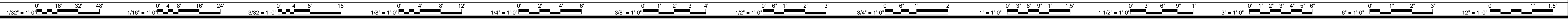
6 D264 - TLT & D265 - TLT - PLUMBING DOMESTIC WATER PLAN  
P-308/P-401 SCALE: 1/4" = 1'-0"



7 C112 - STORAGE, C113 - TLT/SHWR, & C114 - TLT - PLUMBING DOMESTIC WATER PLAN  
P-303/P-401 SCALE: 1/4" = 1'-0"



8 C126 - GIRLS TLT & C127 - BOYS TLT - PLUMBING DOMESTIC WATER  
P-303/P-401 SCALE: 1/4" = 1'-0"



12/4/2019 2:33:48 PM BW 3607/16231-04 Salem HS18410 MEP Central 2019.rvt

**PLUMBING GENERAL NOTES**

1. SANITARY WASTE PIPING BELOW FLOOR UNLESS NOTED OTHERWISE.
2. STORM DRAIN PIPING TIGHT TO STRUCTURE UNLESS NOTED OTHERWISE.
3. REFER TO FLOOR PLANS AND RISERS DIAGRAMS FOR ADDITIONAL INFORMATION.

**PLUMBING SHEET NOTES**

- ① CAP EXISTING SANITARY WASTE PIPING BELOW FLOOR AND SEAL AIR TIGHT.
- ② PROVIDE 90° ELBOW ON END OF PIPE DOWN INTO SUMP PIT.
- ③ 4" SANITARY WITH P-TRAP
- ④ PROVIDE AND INSTALL BACKWATER VALVE IN VERTICAL, ON BOTTOM OF OPEN SITE DRAIN.

**ASCENT**  
ENGINEERING GROUP  
5228 VALLEYFRONT PKWY, SUITE 4  
ROANOKE, VIRGINIA 24019  
(540) 963-4444

D: SHR 18410 CRWD

MARK	DATE	BY	DESCRIPTION

DATE	PROJECT	DESIGNED	DRAWN	CHECKED	SHR	RWD
12-09-2019	15231-04	SHR	SHR	SHR		

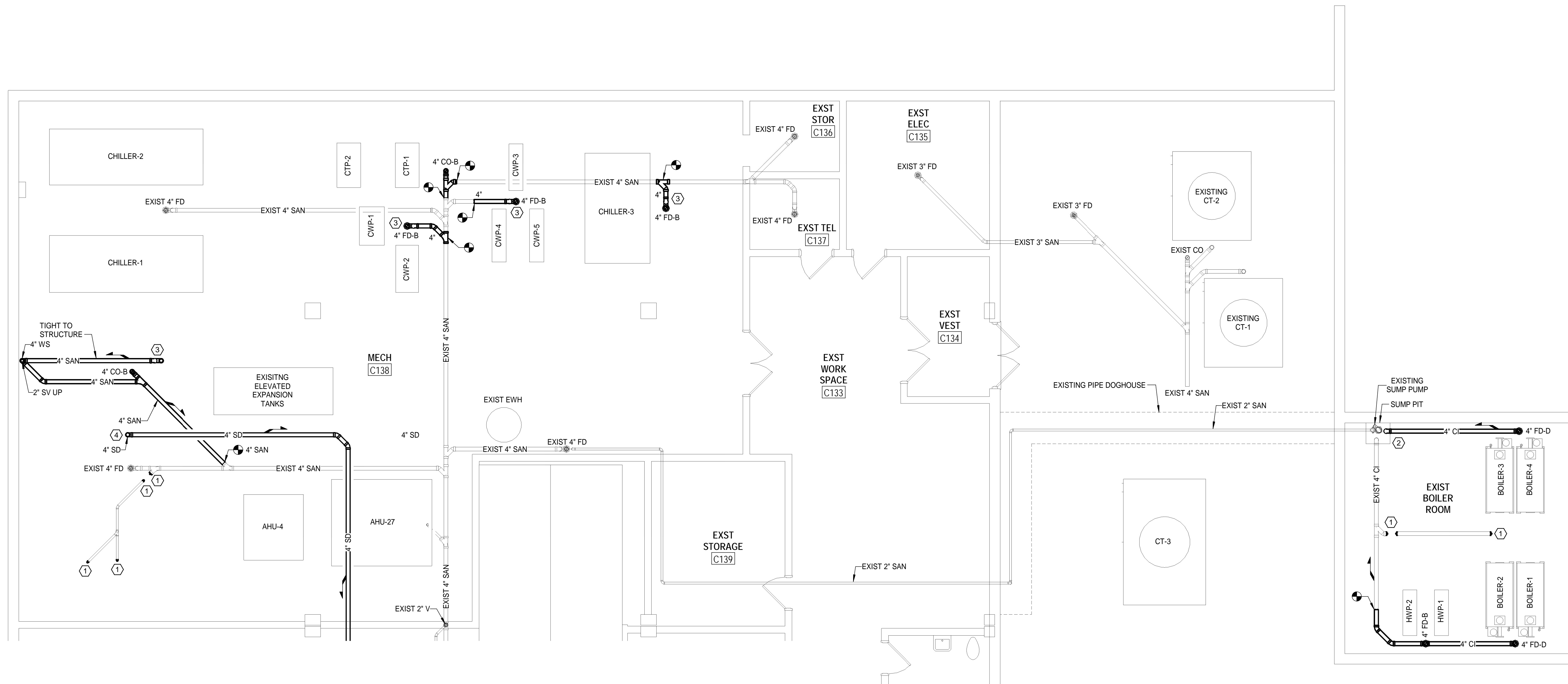
**RRMM**  
ARCHITECTS, PC  
28 Church Ave SW  
Roanoke, Virginia 24011  
(540)344-1212

COMMONWEALTH OF VIRGINIA  
DAVID L. ROLLER  
Lic No. 036382  
12-4-2019  
PROFESSIONAL ENGINEER

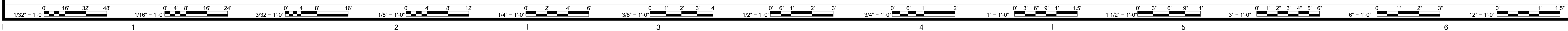
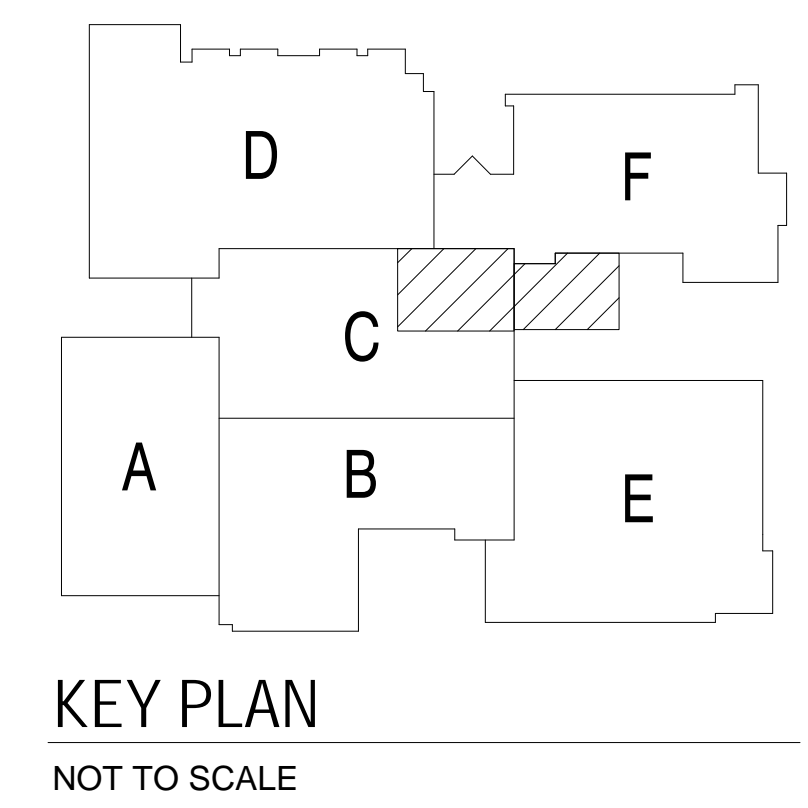
PROJECT: SALEM HIGH SCHOOL ADDITIONS AND RENOVATIONS  
SALEM CITY SCHOOLS  
400 SPARTAN DRIVE  
SALEM, VA 24153

DRAWING: MAIN MECHANICAL, MECHANICAL YARD AND BOILER ROOM - PLUMBING SANITARY PLAN

SHEET  
**P-402**



1 C138 - MECHANICAL ROOM - PLUMBING SANITARY PLAN  
P-203/P-402 SCALE: 3/16" = 1'-0"



12/4/2019 2:35:54 PM BIN 360/16231-04 Salem HS16410 MEP Central 2019.rvt

**PLUMBING GENERAL NOTES**

1. DOMESTIC COLD WATER, HOT WATER AND HOT WATER RETURN PIPING TIGHT TO STRUCTURE UNLESS NOTED OTHERWISE.
2. NATURAL GAS PIPING TIGHT TO STRUCTURE UNLESS NOTED OTHERWISE.
3. REFER TO FLOOR PLANS AND RISERS DIAGRAMS FOR ADDITIONAL INFORMATION.

**PLUMBING SHEET NOTES**

1. CAP EXISTING DOMESTIC WATER TAKEOFF AT MAIN.
2. INSTALL EXISTING WATER METER WITH NORMALLY CLOSED BYPASS.
3. PREPARE AND PAINT EXISTING GAS PIPING. REFER TO SPECIFICATION SECTION 22 05 53 - "PAINTING AND IDENTIFICATION FOR PLUMBING PIPING AND EQUIPMENT" AND SECTION 22 16 13 - "FACILITY NATURAL-GAS PIPING".
4. FURNISH AND INSTALL HEAT TRACE WITH THERMOSTATIC CONTROL ON DOMESTIC COLD WATER PIPING IN PIPE DOGHOUSE TO PROVIDE FREEZE PROTECTION TO -10 DEGREES.

**ASCENT**  
ENGINEERING GROUP  
5228 VALLEYFRONT PKWY, SUITE 4  
ROANOKE, VIRGINIA 24019  
(800) 360-4444  
D. SHR 18410 CRWD

ADDENDUM 03	PROPOSAL REQUEST 02	DESCRIPTION
1/10/20	3/17/20	MARK DATE BY
3	6	REVISIONS

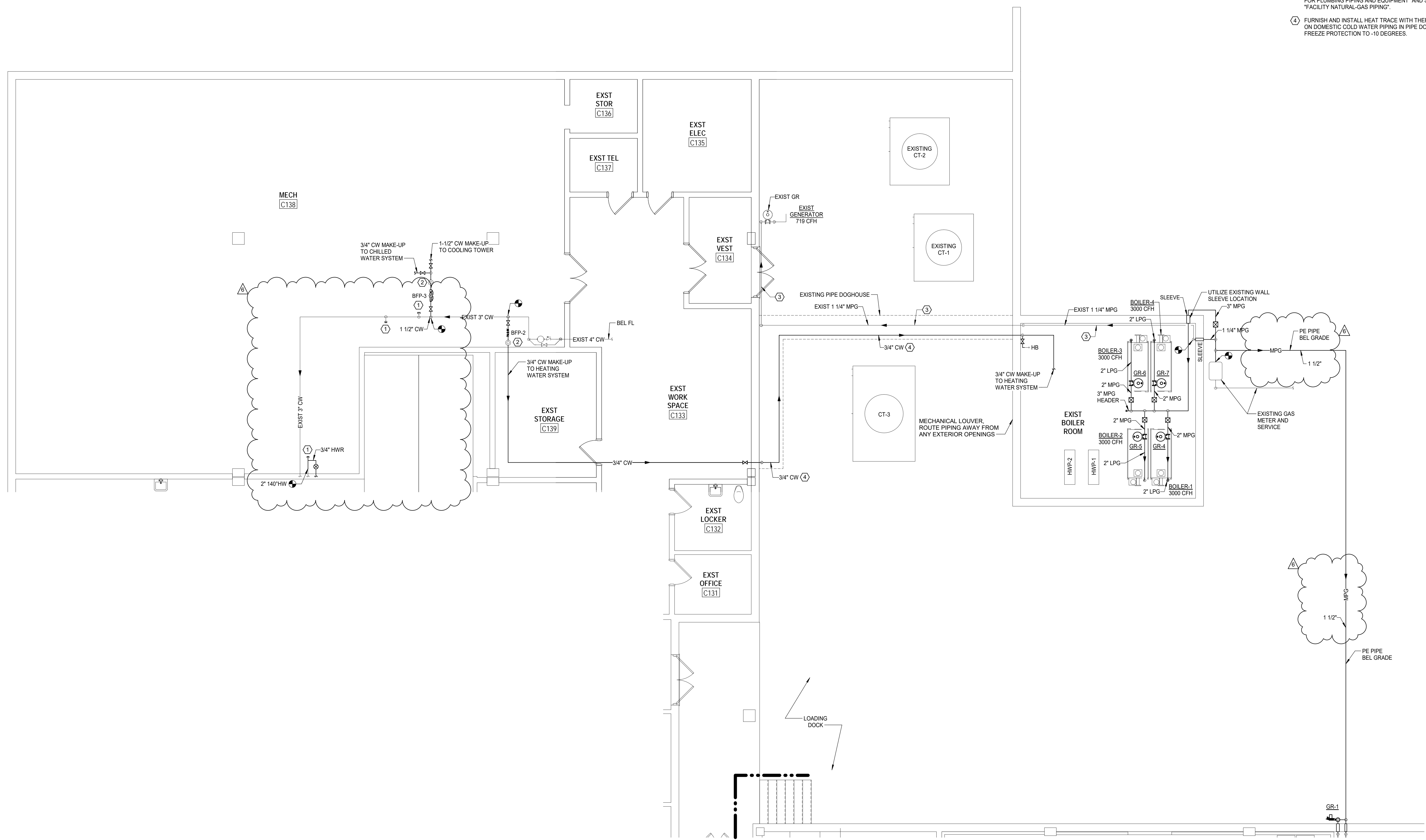
DATE	PROJECT	DESIGNED	SHR	SHR	RWD
12-09-2019	1523-04	DESIGNED	SHR	DRAWN	CHECKED

**RRMM**  
ARCHITECTS, P.C.  
28 Church Ave SW  
Roanoke, Virginia 24011  
(540)344-1212

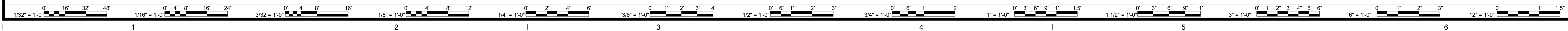
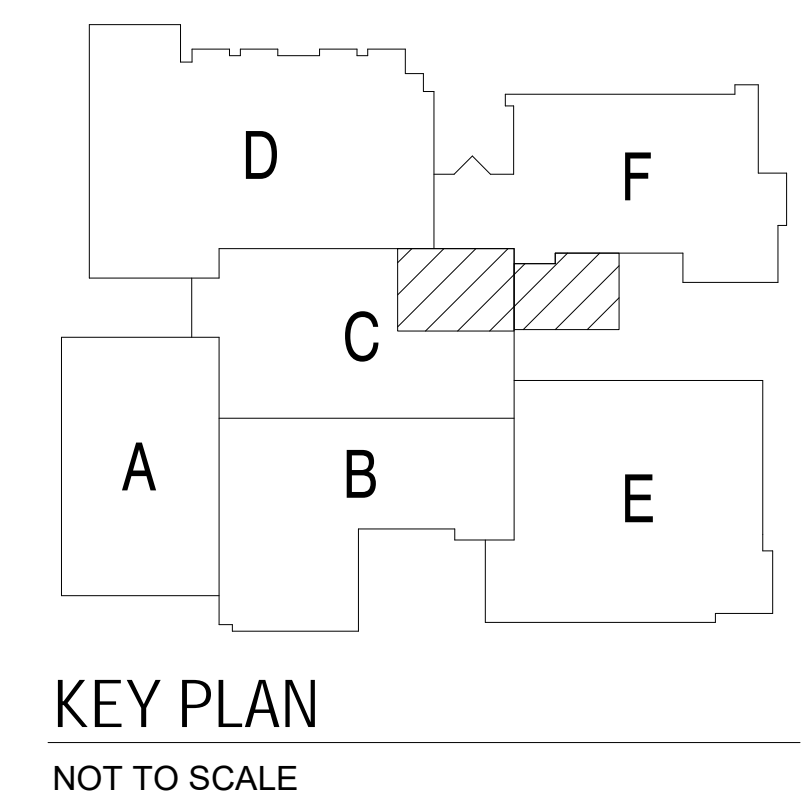
DAVID L. ROLLER  
Lic No. 036362  
PROFESSIONAL ENGINEER

PROJECT: SALEM HIGH SCHOOL ADDITIONS AND RENOVATIONS  
SALEM CITY SCHOOLS  
400 SPARTAN DRIVE  
SALEM, VA 24153  
DRAWING: MAIN MECHANICAL, MECHANICAL YARD AND BOILER ROOM - PLUMBING DOMESTIC WATER AND GAS PLAN

SHEET  
**P-403**



**1 MAIN MECHANICAL ROOM, MECHANICAL YARD AND BOILER ROOM - PLUMBING DOMESTIC WATER AND GAS PLAN**  
P-303 P-403 SCALE: 3/16" = 1'-0"



3/17/2020 9:56:44 AM BIM 360//16231-04 Salem HS19410 MEP Central 2019.rvt



**PLUMBING GENERAL NOTES**

- SANITARY VENT PIPING ABOVE CEILING UNLESS NOTED OTHERWISE.
- SANITARY WASTE PIPING BELOW FLOOR UNLESS NOTED OTHERWISE.
- STORM DRAIN PIPING BELOW FLOOR UNLESS NOTED OTHERWISE.
- REFER TO FLOOR PLANS, FOUNDATION PLANS AND RISER DIAGRAMS FOR ADDITIONAL INFORMATION.

**PLUMBING SHEET NOTES**

- PLUG EXISTING SANITARY PIPING BELOW FLOOR AND SEAL AIR TIGHT.
- 3" SANITARY WITH P-TRAP
- 4" SANITARY WITH P-TRAP
- 2" VENT OFF TOP OF PIPE AT 45°
- FURNISH AND INSTALL NEW SINK WITH SEDIMENT INTERCEPTOR UTILIZING EXISTING SANITARY WASTE AND DOMESTIC WATER CONNECTIONS.

**ASCENT**  
ENGINEERING GROUP  
5228 VALLEYFRONT PKWY, SUITE 4  
ROANOKE, VIRGINIA 24019  
(540) 344-4444

D. SHR 18410 CRWD

Proposal Request 02	DESCRIPTION
3/17/20	BY
6	MARK DATE REVISIONS

DATE	PROJECT	DESIGNED	DRAWN	CHECKED
12-09-2019	15231-04	SHR	SHR	RWD

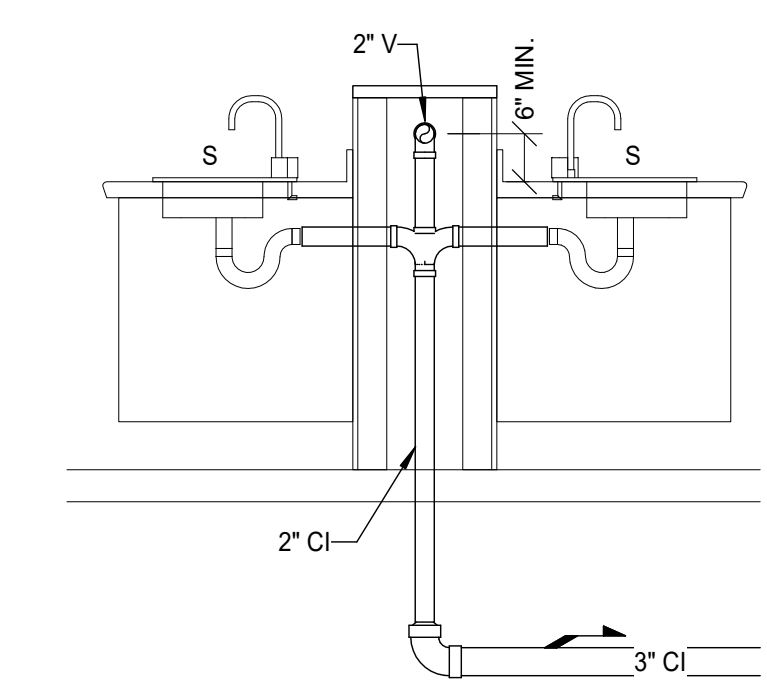
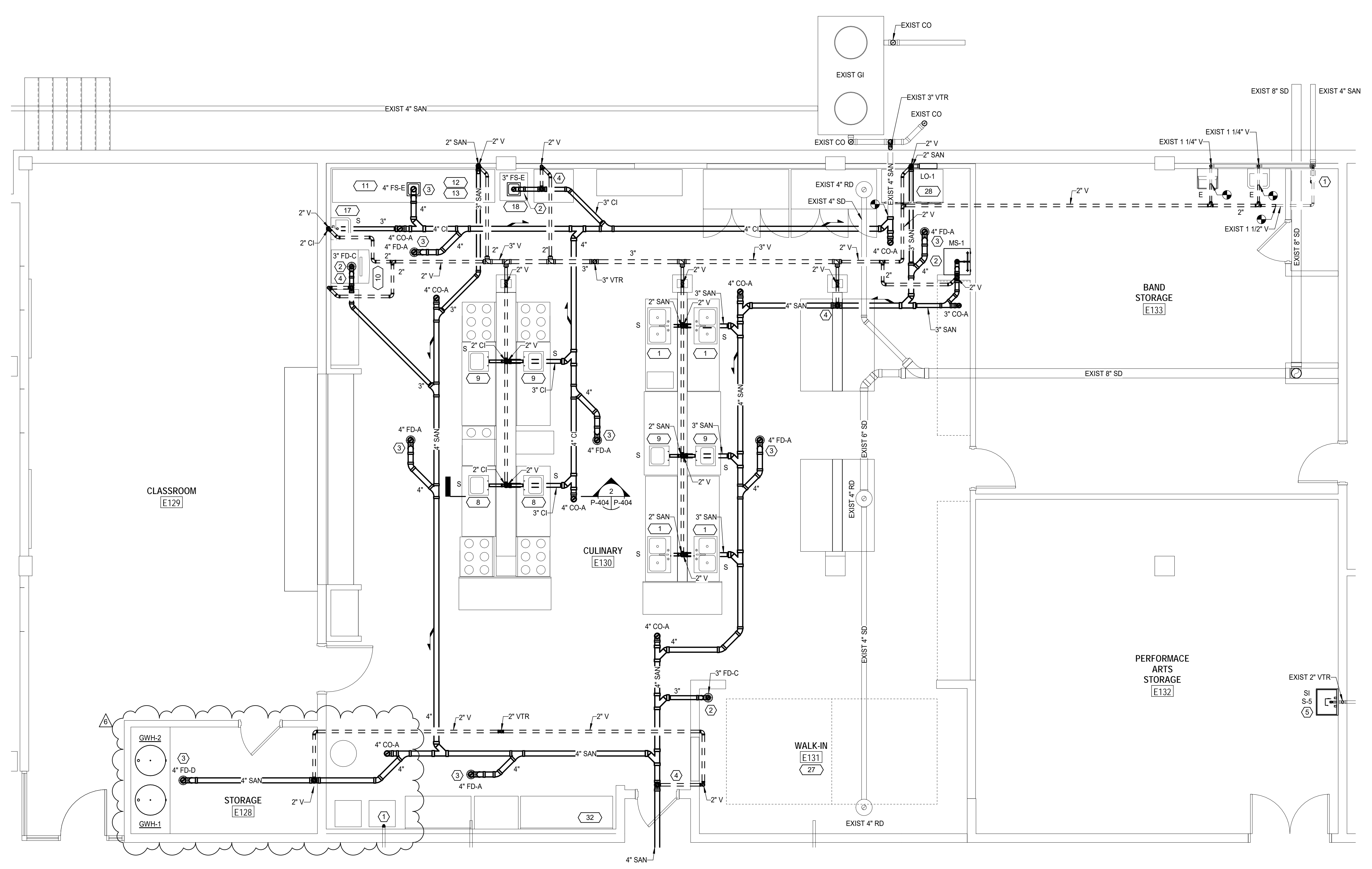
**RRMM ARCHITECTS, PC**  
28 Church Ave SW  
Roanoke, Virginia 24011  
(540)344-1212

DAVID L. ROLLER  
Lic No. 036362

SALEM HIGH SCHOOL ADDITIONS AND RENOVATIONS  
SALEM CITY SCHOOLS  
400 SPARTAN DRIVE  
SALEM, VA 24153

DRAWING CULINARY - PLUMBING SANITARY AND STORM ENLARGED PLAN

SHEET  
**P-404**



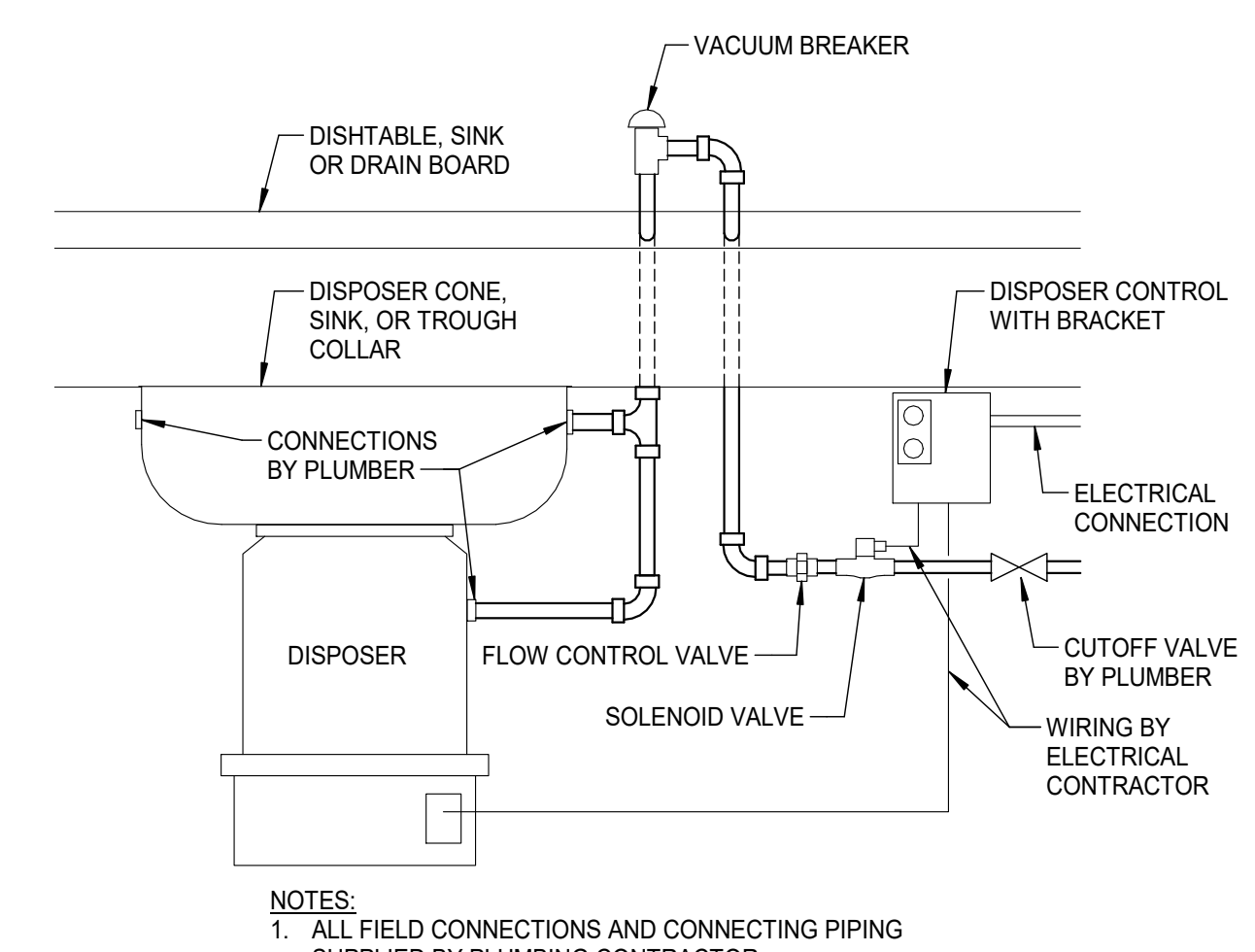
**2 CULINARY WALL CHASE - PLUMBING SANITARY**  
SCALE: 1/2" = 1'-0"

**1 E130 - CULINARY - PLUMBING SANITARY AND STORM PLAN**  
SCALE: 1/4" = 1'-0"

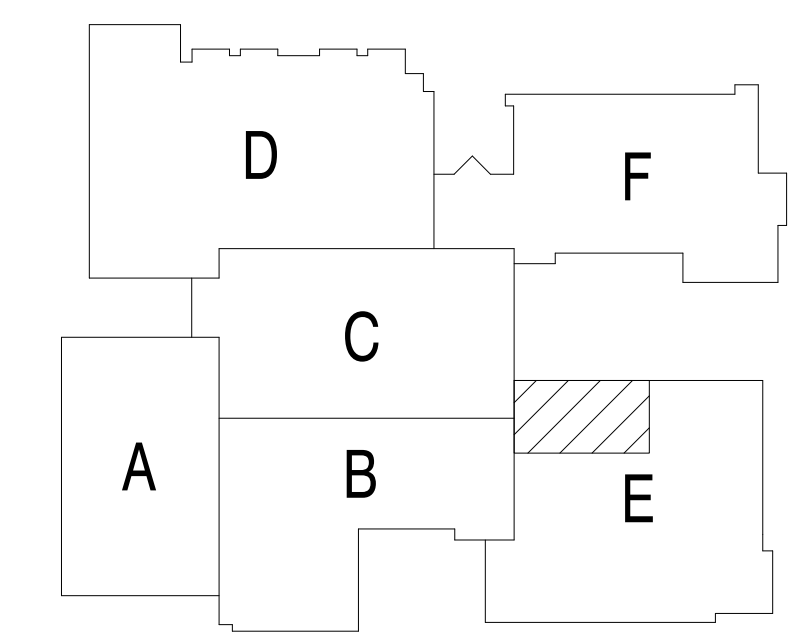
**PLUMBING ROUGH-IN NOTE**  
PRIOR TO ROUGH-IN, CONTRACTOR SHALL COORDINATE EXACT ROUGH-IN LOCATIONS WITH ARCHITECTURAL DRAWINGS, EXISTING EQUIPMENT AND NEW OWNER PROVIDED EQUIPMENT.

**KITCHEN PLUMBING ROUGH-IN SCHEDULE**

EQUIPMENT NUMBER	EQUIPMENT DESCRIPTION	CW SIZE	HW SIZE	DIRECT WASTE	INDIRECT WASTE	VENT	GAS CONNECTION	GAS LOAD
1	DOUBLE BOWL SINK: EXISTING SHALL BE RELOCATED BY CONTRACTOR	1/2"	1/2"	2"	2"	2"		
8	WORKSTATION WITH SINK: EXISTING SHALL BE RELOCATED BY CONTRACTOR	1/2"	1/2"	2"	2"	2"		
9	WORKSTATION WITH SINK: EXISTING SHALL BE RELOCATED BY CONTRACTOR	1/2"	1/2"	2"	2"	2"		
10	ICE MACHINE: SALVAGED DURING DEMOLITION, REINSTALLED BY CONTRACTOR	1/2"				3/4"	2"	
11	TRIPLE COMPARTMENT SINK: SALVAGED DURING DEMOLITION, REINSTALLED BY CONTRACTOR	3/4"	3/4"		(3) 2"			
12	GARBAGE DISPOSAL: SALVAGED DURING DEMOLITION, REINSTALLED BY CONTRACTOR			2"				
13	SPRAY FAUCET: SALVAGED DURING DEMOLITION, REINSTALLED BY CONTRACTOR	3/4"	3/4"					
17	HAND SINK: SALVAGED DURING DEMOLITION, REINSTALLED BY CONTRACTOR	1/2"	1/2"	2"	2"	2"		
18	WAREWASHER: OFCI		3/4"		2"			
19	GAS FRYER: OFCI						3/4" LPG	150 CFH
20	GAS RANGE/GRIDDLE: OFCI						3/4" LPG	160 CFH
21	GAS RANGE: OFCI						3/4" LPG	280 CFH
27	WALK-IN COOLER/FREEZER: NIC				3/4"			
28	WASHER AND DRYER: EXISTING TO REMAIN	1/2"	1/2"	2"	2"	2"		
32	COFFEE MAKER: NIC	1/2"						



**KITCHEN DISPOSER INSTALLATION**  
NO SCALE



**KEY PLAN**  
NOT TO SCALE

3/17/2020 9:58:24 AM BIM 360//16231-04 Salem HS116410 MEP Central 2019.rvt

**PLUMBING GENERAL NOTES**

1. DOMESTIC HOT WATER, COLD WATER AND HOT WATER RETURN PIPING ABOVE CEILING UNLESS NOTED OTHERWISE.
2. NATURAL GAS PIPING ABOVE CEILING UNLESS NOTED OTHERWISE.
3. REFER TO FLOOR PLANS AND RISER DIAGRAMS FOR ADDITIONAL INFORMATION.

**PLUMBING SHEET NOTES**

1. FURNISH AND INSTALL NEW SINK UTILIZING EXISTING SANITARY WASTE AND DOMESTIC WATER CONNECTIONS.
2. CONTRACTOR SHALL PROVIDE AND INSTALL A FAUCET REBUILD KIT FOR THE EXISTING SINK FACUET.

**ASCENT**  
ENGINEERING GROUP  
5228 VALLEYFRONT PKWY, SUITE 4  
ROANOKE, VIRGINIA 24019  
(540) 968-4444

D. SHR 18410 CRWD

PROPOSAL REQUEST 02	DESCRIPTION
3/17/20	BY
6	MARK DATE
	REVISIONS

DATE	PROJECT	DESIGNED	SHR	SHR	RWD
12-09-2019	15233-04				
		DRAWN	CHECKED		

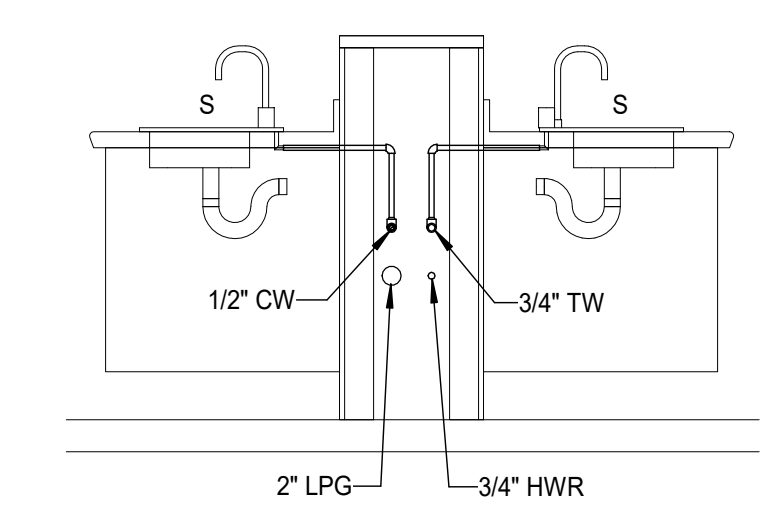
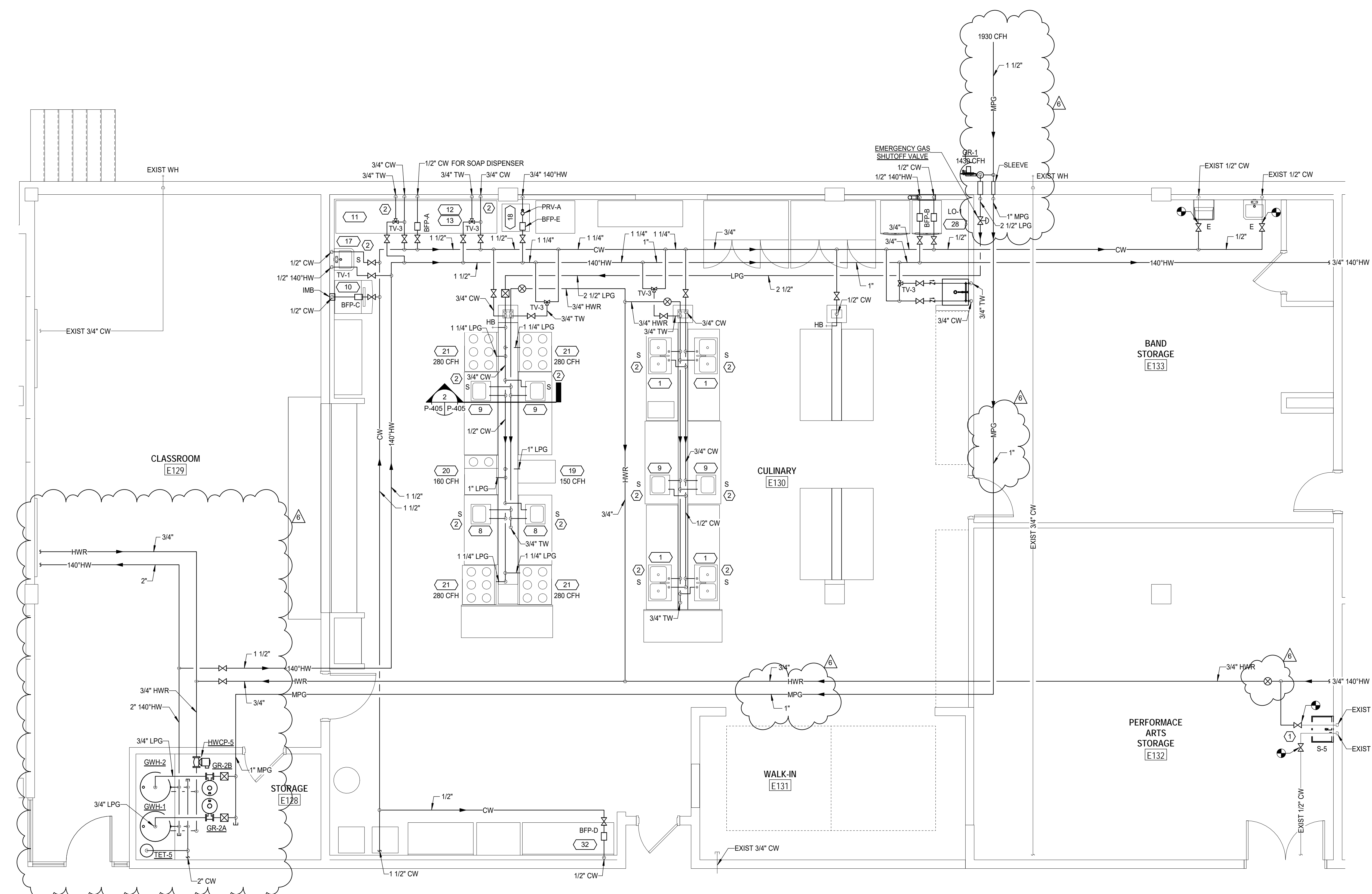
**RRMM ARCHITECTS, P.C.**  
28 Church Ave SW  
Roanoke, Virginia 24011  
(540)344-1212

DAVID L. ROLLER  
Lic No. 036362

SALEM HIGH SCHOOL ADDITIONS AND RENOVATIONS  
SALEM CITY SCHOOLS  
400 SPARTAN DRIVE  
SALEM, VA 24153

DRAWING CULINARY - PLUMBING DOMESTIC WATER AND GAS  
ENLARGED PLAN

SHEET  
**P-405**

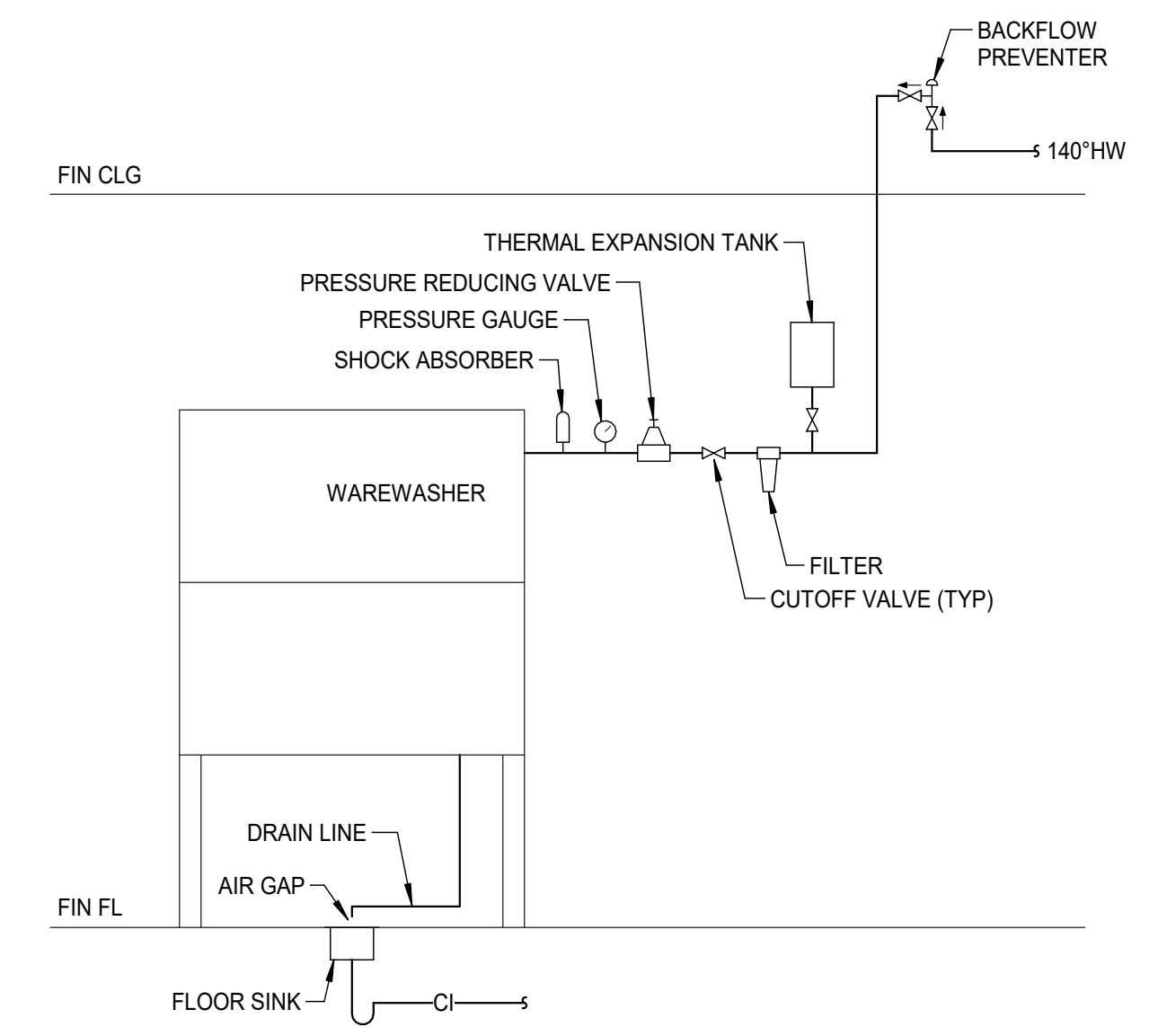


**2 CULINARY WALL CHASE - PLUMBING DOMESTIC WATER**  
P-405 P-405 SCALE: 1/2" = 1'-0"

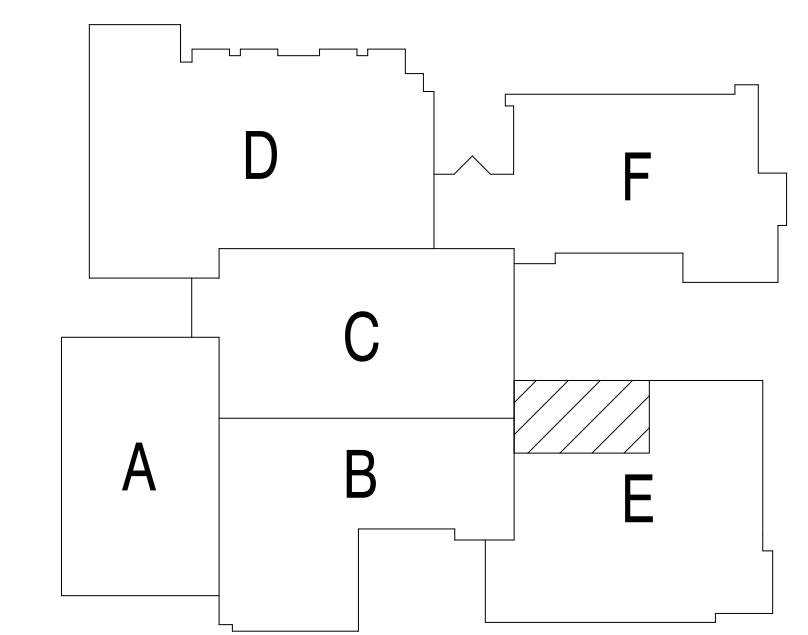
**1 E130 - CULINARY - PLUMBING DOMESTIC WATER AND GAS PLAN**  
P-304 P-405 SCALE: 1/4" = 1'-0"

**PLUMBING ROUGH-IN NOTE**  
PRIOR TO ROUGH-IN, CONTRACTOR SHALL COORDINATE EXACT ROUGH-IN LOCATIONS WITH ARCHITECTURAL DRAWINGS, EXISTING EQUIPMENT AND NEW OWNER PROVIDED EQUIPMENT.

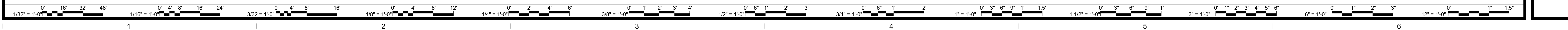
KITCHEN PLUMBING ROUGH-IN SCHEDULE								
EQUIPMENT NUMBER	EQUIPMENT DESCRIPTION	CW SIZE	HW SIZE	DIRECT WASTE	INDIRECT WASTE	VENT	GAS CONNECTION	GAS LOAD
1	DOUBLE BOWL SINK: EXISTING SHALL BE RELOCATED BY CONTRACTOR	1/2"	1/2"	2"		2"		
8	WORKSTATION WITH SINK: EXISTING SHALL BE RELOCATED BY CONTRACTOR	1/2"	1/2"	2"		2"		
9	WORKSTATION WITH SINK: EXISTING SHALL BE RELOCATED BY CONTRACTOR	1/2"	1/2"	2"		2"		
10	ICE MACHINE: SALVAGED DURING DEMOLITION, REINSTALLED BY CONTRACTOR	1/2"			3/4"			
11	TRIPLE COMPARTMENT SINK: SALVAGED DURING DEMOLITION, REINSTALLED BY CONTRACTOR	3/4"	3/4"		(3) 2"			
12	GARBAGE DISPOSAL: SALVAGED DURING DEMOLITION, REINSTALLED BY CONTRACTOR	3/4"	3/4"	2"				
13	SPRAY FAUCET: SALVAGED DURING DEMOLITION, REINSTALLED BY CONTRACTOR	1/2"	1/2"	2"		2"		
17	HAND SINK: SALVAGED DURING DEMOLITION, REINSTALLED BY CONTRACTOR	1/2"	3/4"			2"		
18	WAREWASHER: OFCI						3/4" LPG	150 CFH
19	GAS FRYER: OFCI						3/4" LPG	150 CFH
20	GAS RANGE/GRIDDLE: OFCI						3/4" LPG	160 CFH
21	GAS RANGE: OFCI						3/4" LPG	280 CFH
27	WALK-IN COOLER/FREEZER: NIC				3/4"	2"		
28	WASHER AND DRYER: EXISTING TO REMAIN	1/2"	1/2"	2"		2"		
32	COFFEE MAKER: NIC	1/2"						



**CONNECTION TO WAREWASHER**  
SCHEMATIC



**KEY PLAN**  
NOT TO SCALE



3/17/2020 9:49:36 AM BIM 360//16231-04 Salem HS19410 MEP Central 2019.rvt

MARK	DATE	REVISIONS
BY		DESCRIPTION

DATE	PROJECT	DESIGNED	DRAWN	CHECKED	RWD
12-09-2019	15231-04	SHR	SHR	SHR	RWD

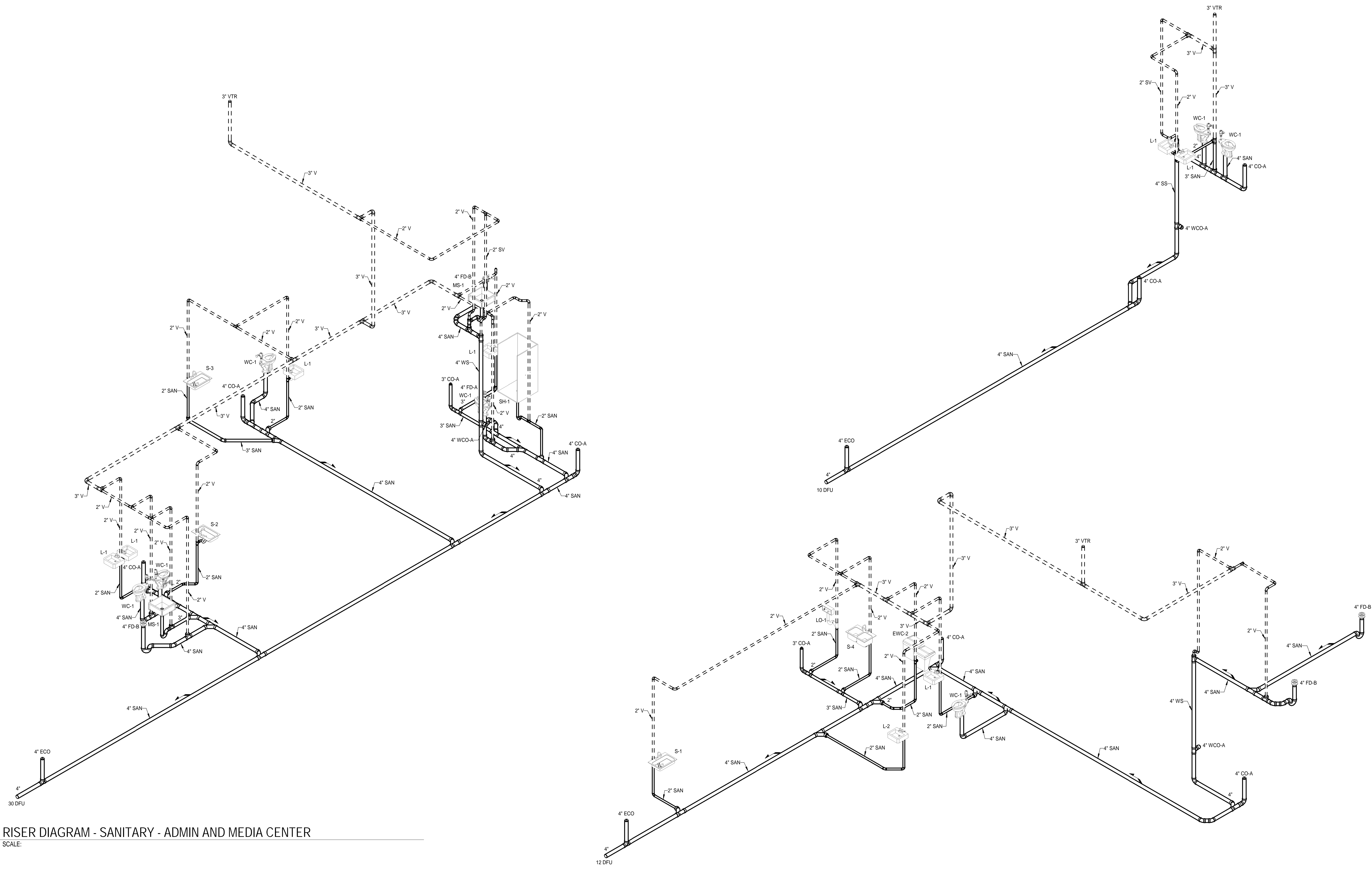
**RRMM**  
ARCHITECTS, P.C.  
28 Church Ave SW  
Roanoke, Virginia 24011  
(540)344-1212



PROJECT SALEM HIGH SCHOOL ADDITIONS AND RENOVATIONS  
SALEM CITY SCHOOLS  
400 SPARTAN DRIVE  
SALEM, VA 24153

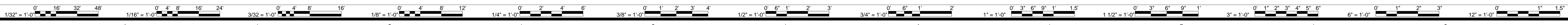
DRAWING **PLUMBING RISER DIAGRAMS - SANITARY**

SHEET  
**P-501**



1 RISER DIAGRAM - SANITARY - ADMIN AND MEDIA CENTER  
SCALE:

2 RISER DIAGRAM - SANITARY - PRESCHOOL  
SCALE:



12/4/2019 2:24:27 PM BIM 360//15231-04 Salem HS18410 MEP Central 2019.rvt

MARK	DATE	BY	DESCRIPTION

DATE	PROJECT	DESIGNED	DRAWN	CHECKED	RWD
12-09-2019	15231-04	SHR	SHR	SHR	RWD

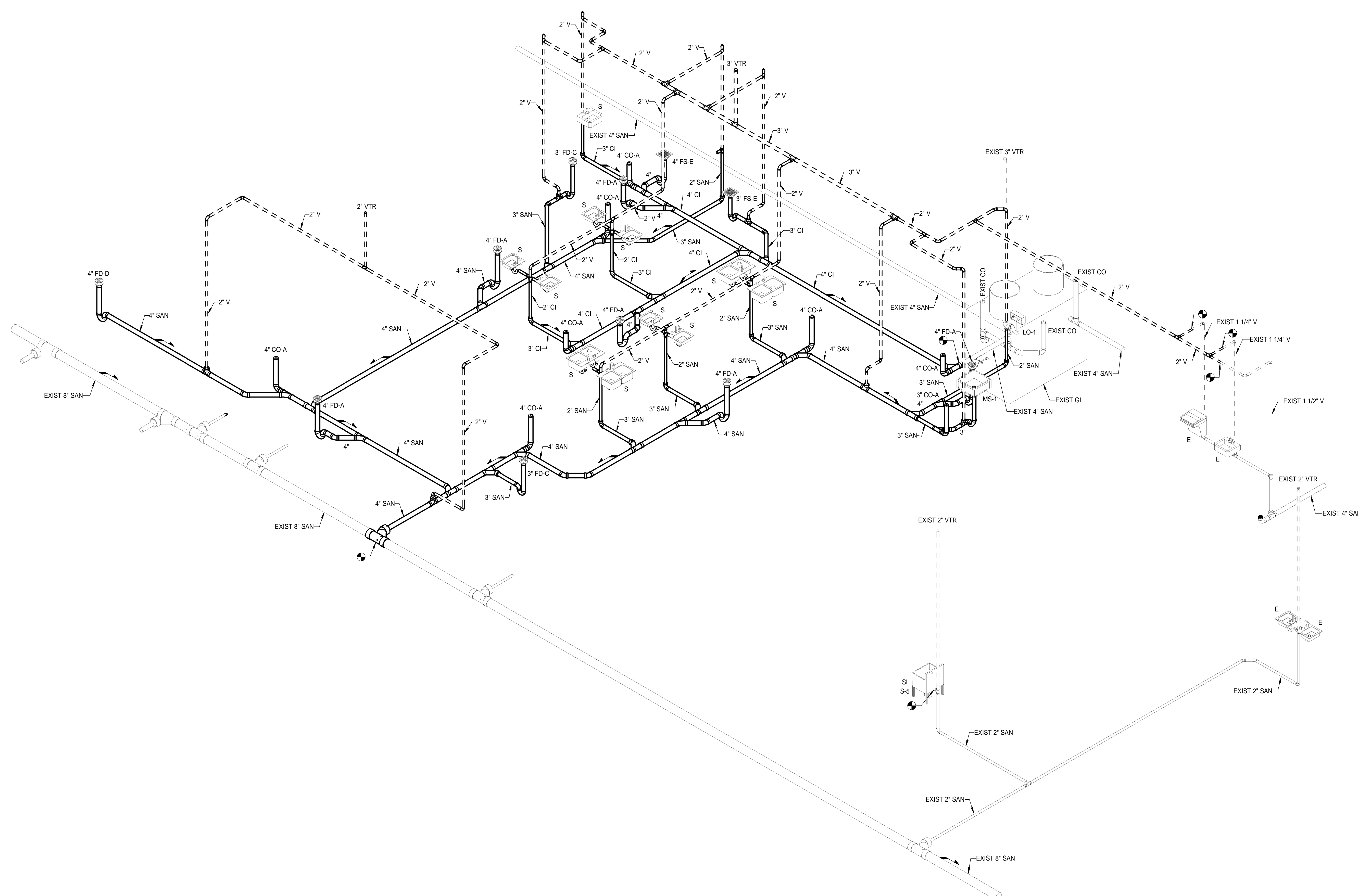
**RRMM**  
ARCHITECTS, P.C.  
28 Church Ave SW  
Roanoke, Virginia 24011  
(540)344-1212



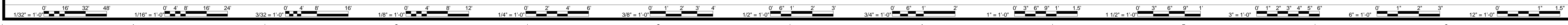
PROJECT SALEM HIGH SCHOOL ADDITIONS AND RENOVATIONS  
SALEM CITY SCHOOLS  
400 SPARTAN DRIVE  
SALEM, VA 24153

DRAWING PLUMBING RISER DIAGRAMS - SANITARY

SHEET  
**P-502**



1  
P-502  
RISER DIAGRAM - SANITARY - CULINARY  
SCALE:



12/4/2019 2:24:31 PM B:\360718231-04 Salem HS\18410 MEP Central 2019.rvt

MARK	DATE	BY	DESCRIPTION

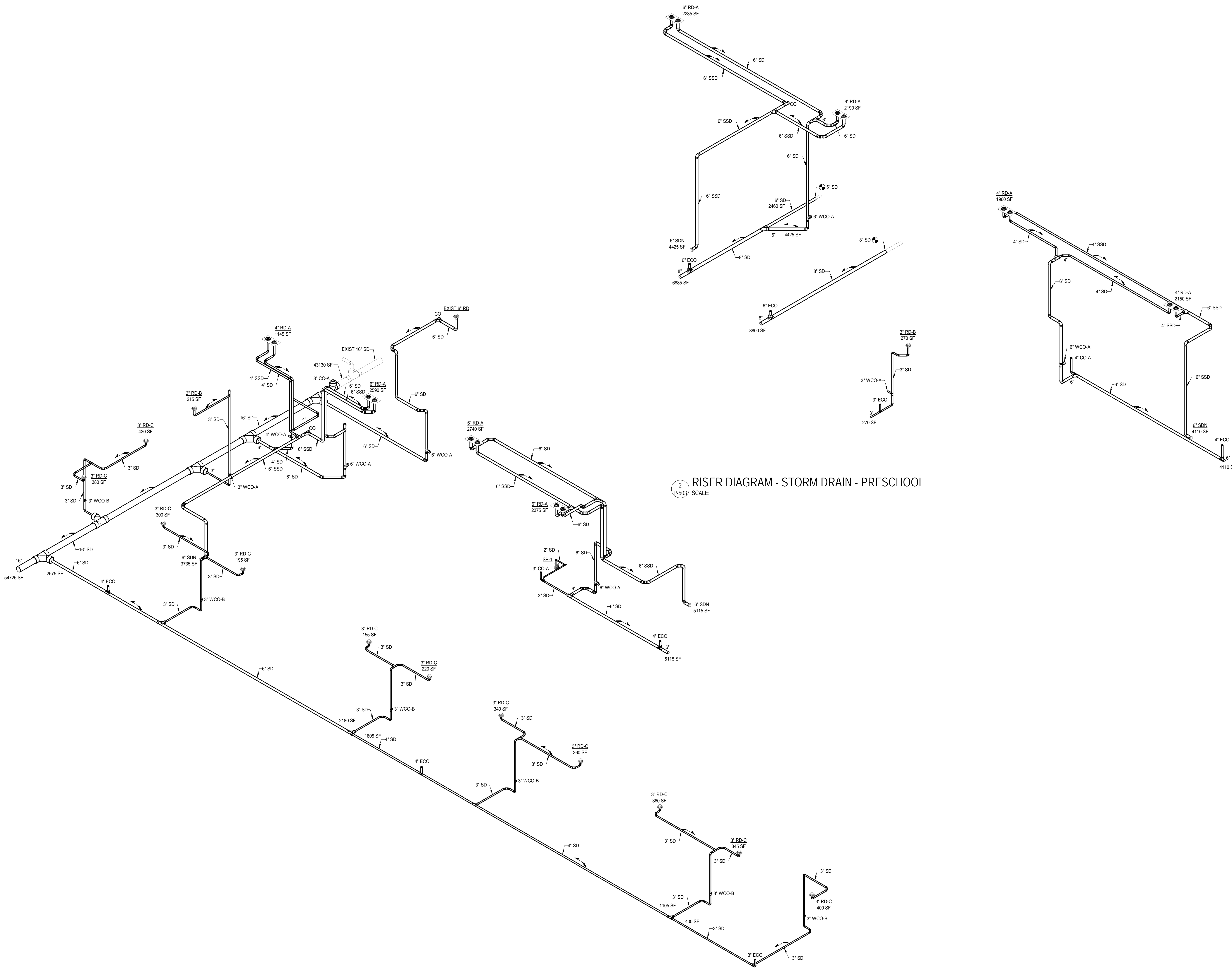
DATE	PROJECT	DESIGNED	DRAWN	CHECKED	RWD
12-09-2019	15231-04	SHR	SHR	SHR	RWD

**RRMM**  
ARCHITECTS, P.C.  
28 Church Ave SW  
Roanoke, Virginia 24011  
(540)344-1212

COMMONWEALTH OF VIRGINIA  
DAVID L. ROLLER  
Lic No. 036382  
12-4-2019  
PROFESSIONAL ENGINEER

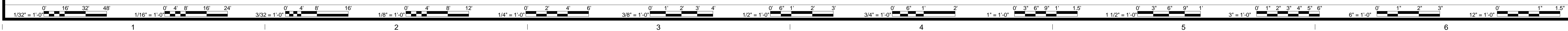
PROJECT SALEM HIGH SCHOOL ADDITIONS AND RENOVATIONS  
SALEM CITY SCHOOLS  
400 SPARTAN DRIVE  
SALEM, VA 24153  
DRAWING PLUMBING RISER DIAGRAMS - STORM DRAIN

SHEET  
**P-503**



2 P-503 SCALE: RISER DIAGRAM - STORM DRAIN - PRESCHOOL

1 P-503 SCALE: RISER DIAGRAM - STORM DRAIN - ADMIN AND MEDIA CENTER



12/4/2019 2:24:35 PM BIM 360//18231-04 Salem HS18410 MEP Central 2019.rvt

MARK	DATE	BY	DESCRIPTION

DATE	PROJECT	DESIGNED	DRAWN	CHECKED	RWD
12-09-2019	15231-04	SHR	SHR	SHR	RWD

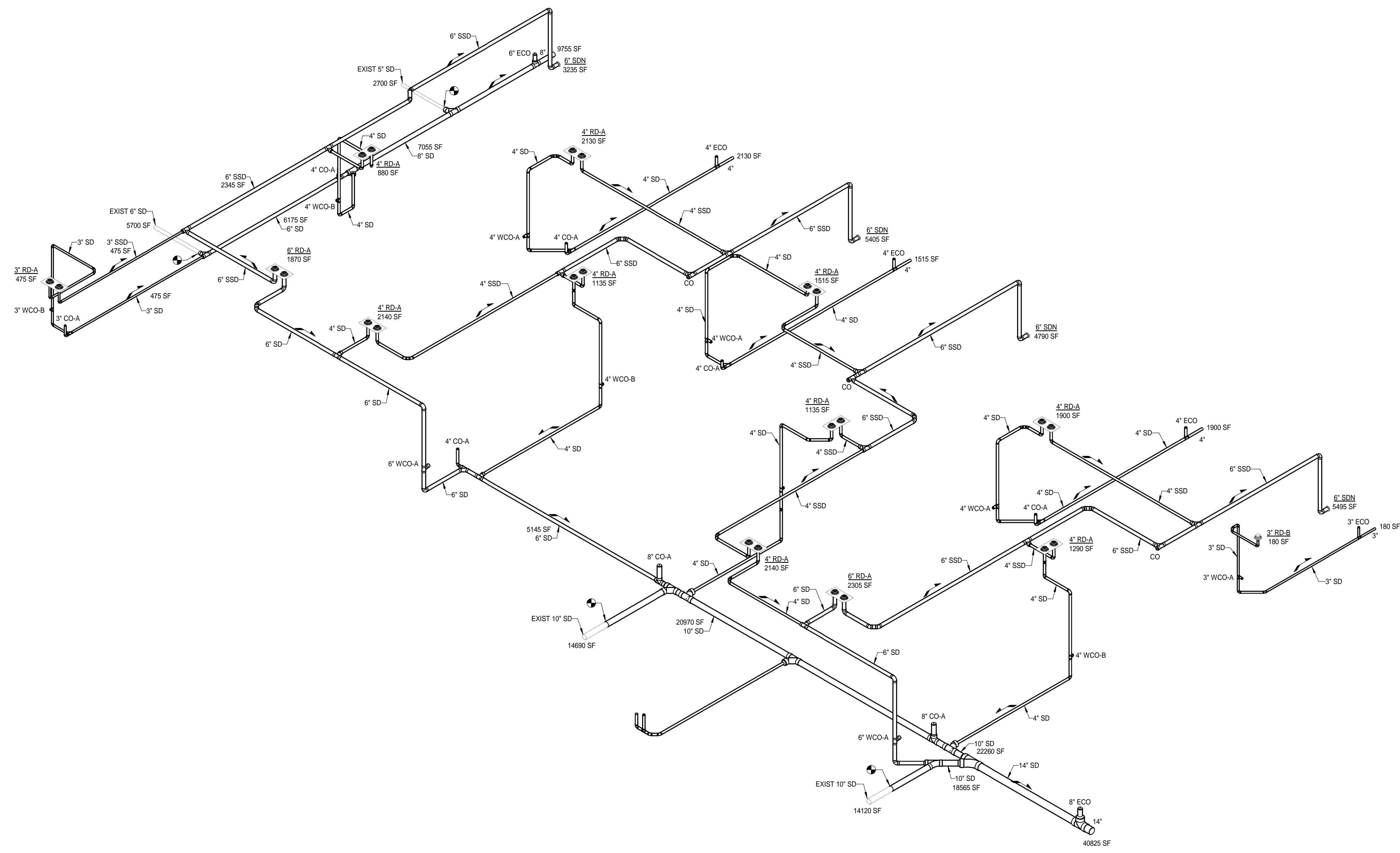
**RRMM**  
ARCHITECTS, PC  
28 Church Ave SW  
Roanoke, Virginia 24011  
(540)344-1212



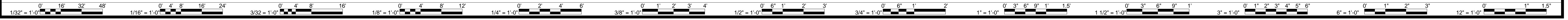
PROJECT SALEM HIGH SCHOOL ADDITIONS AND RENOVATIONS  
SALEM CITY SCHOOLS  
400 SPARTAN DRIVE  
SALEM, VA 24153

DRAWING PLUMBING RISER DIAGRAMS - STORM DRAIN

SHEET  
**P-504**



1 RISER DIAGRAM - STORM DRAIN - NORTH ADDITION  
P-504 SCALE:



MARK	DATE	BY	DESCRIPTION

DATE	PROJECT	DESIGNED	DRAWN	CHECKED	RWD
12-09-2019	15231-04	SHR	SHR	SHR	RWD

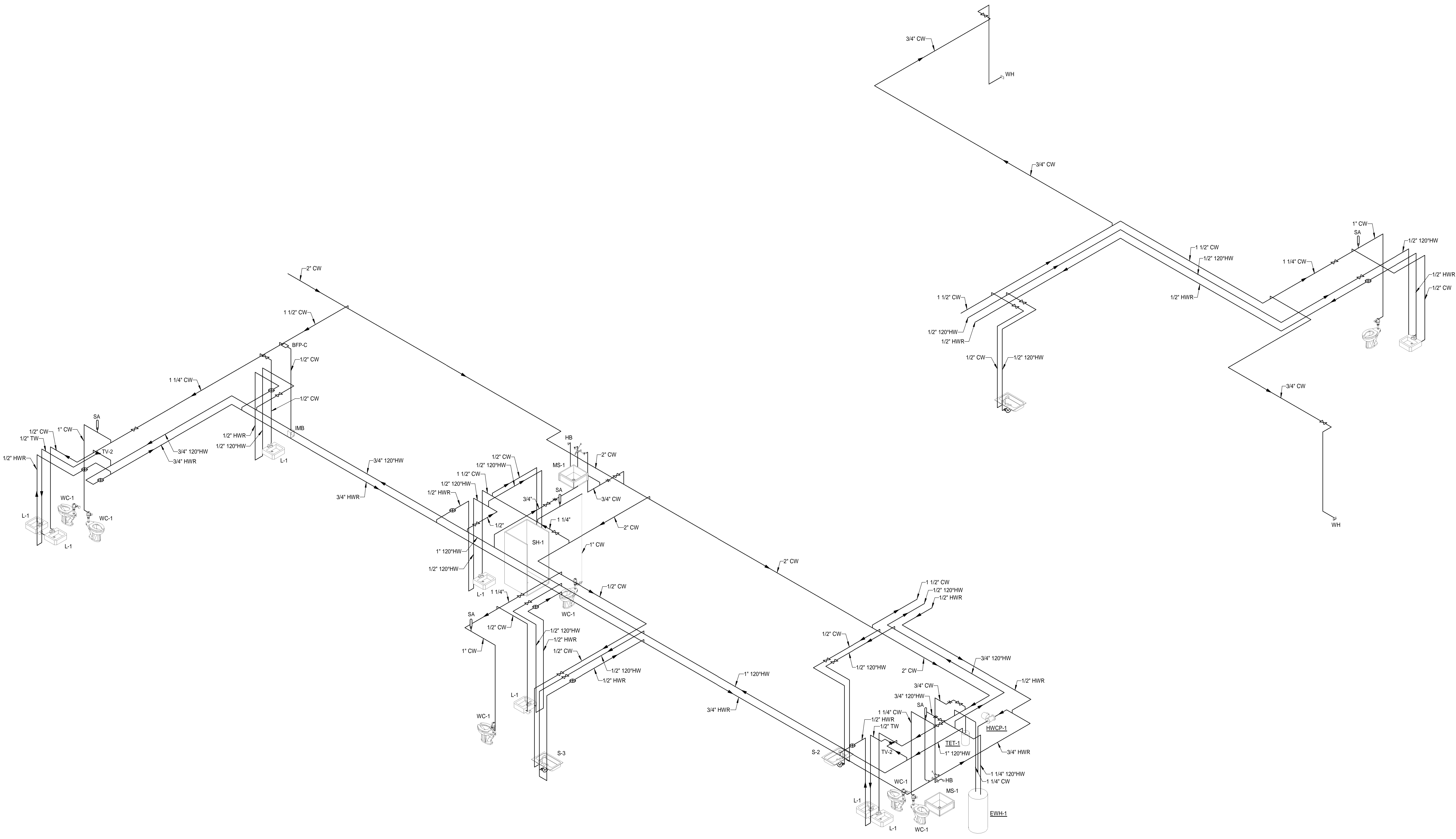
**RRMM**  
ARCHITECTS, PC  
28 Church Ave SW  
Roanoke, Virginia 24011  
(540)344-1212



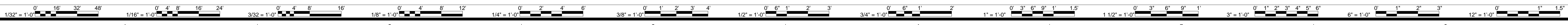
PROJECT **SALEM HIGH SCHOOL ADDITIONS AND RENOVATIONS**  
**SALEM CITY SCHOOLS**  
400 SPARTAN DRIVE  
SALEM, VA 24153

DRAWING **PLUMBING RISER DIAGRAMS - DOMESTIC WATER**

SHEET **P-505**



**1** RISER DIAGRAM - DOMESTIC WATER - ADMIN AND MEDIA CENTER  
SCALE: 1/32" = 1'-0"



DATE	PROJECT	DESIGNED	DRAWN	CHECKED	MARK	DATE	BY	REVISIONS
12-09-2019	15231-04	SHR	SHR	RWD				

DATE	PROJECT	DESIGNED	DRAWN	CHECKED	MARK	DATE	BY	REVISIONS
12-09-2019	15231-04	SHR	SHR	RWD				

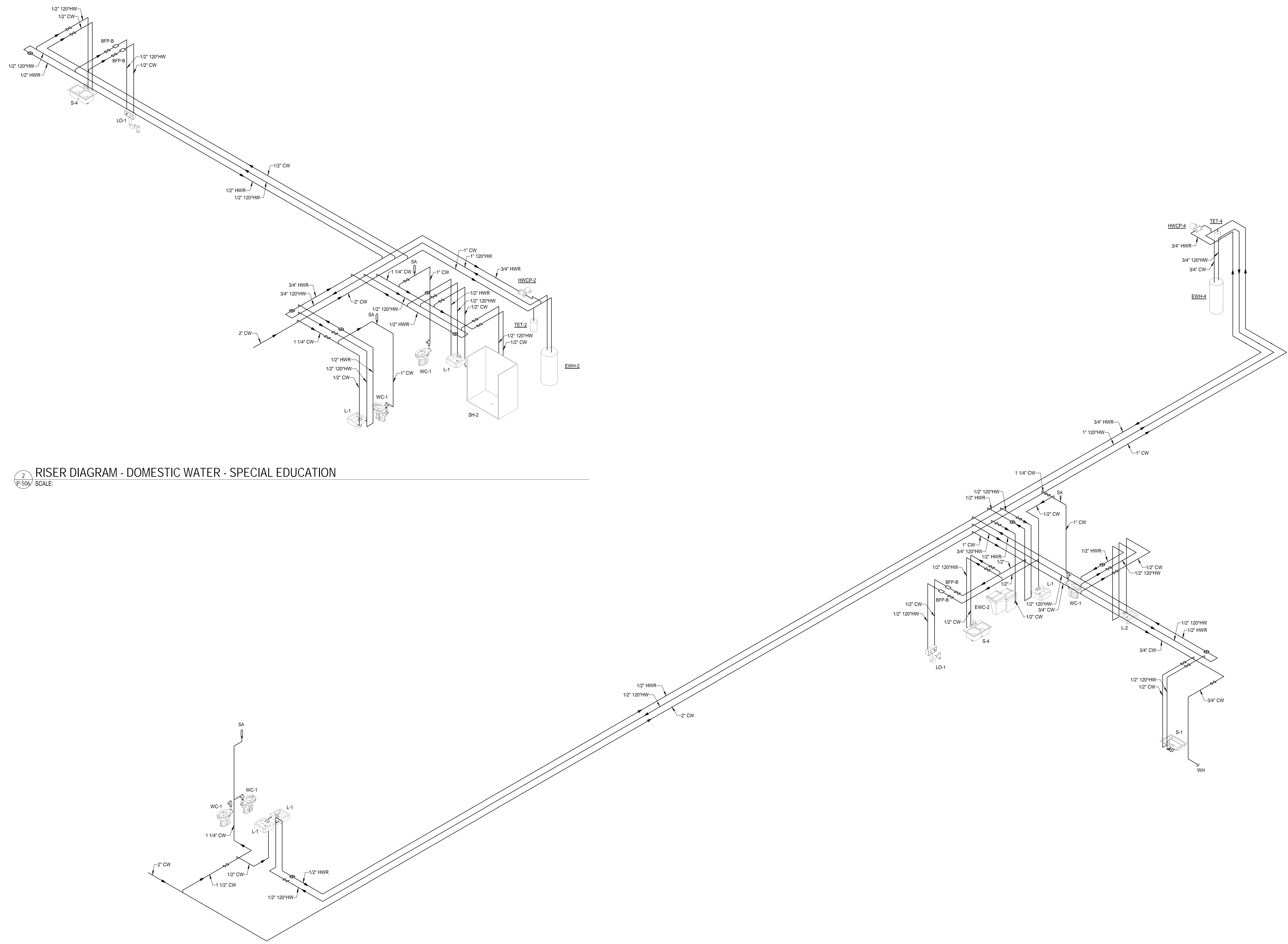
**RRMM**  
ARCHITECTS, P.C.  
28 Church Ave SW  
Roanoke, Virginia 24011  
(540)344-1212



PROJECT: SALEM HIGH SCHOOL ADDITIONS AND RENOVATIONS  
SALEM CITY SCHOOLS  
400 SPARTAN DRIVE  
SALEM, VA 24153

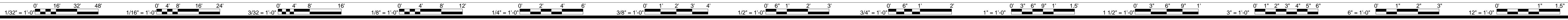
DRAWING: PLUMBING RISER DIAGRAMS - DOMESTIC WATER

SHEET: P-506



2 RISER DIAGRAM - DOMESTIC WATER - SPECIAL EDUCATION  
SCALE: P-506

1 RISER DIAGRAM - DOMESTIC WATER - PRESCHOOL  
SCALE: P-506





Proposal Request 02	DESCRIPTION
3/17/20	BY
6	MARK DATE REVISIONS

DATE	PROJECT	DESIGNED	DRAWN	SHR	SHR	RWD
12-09-2019	15231-04					

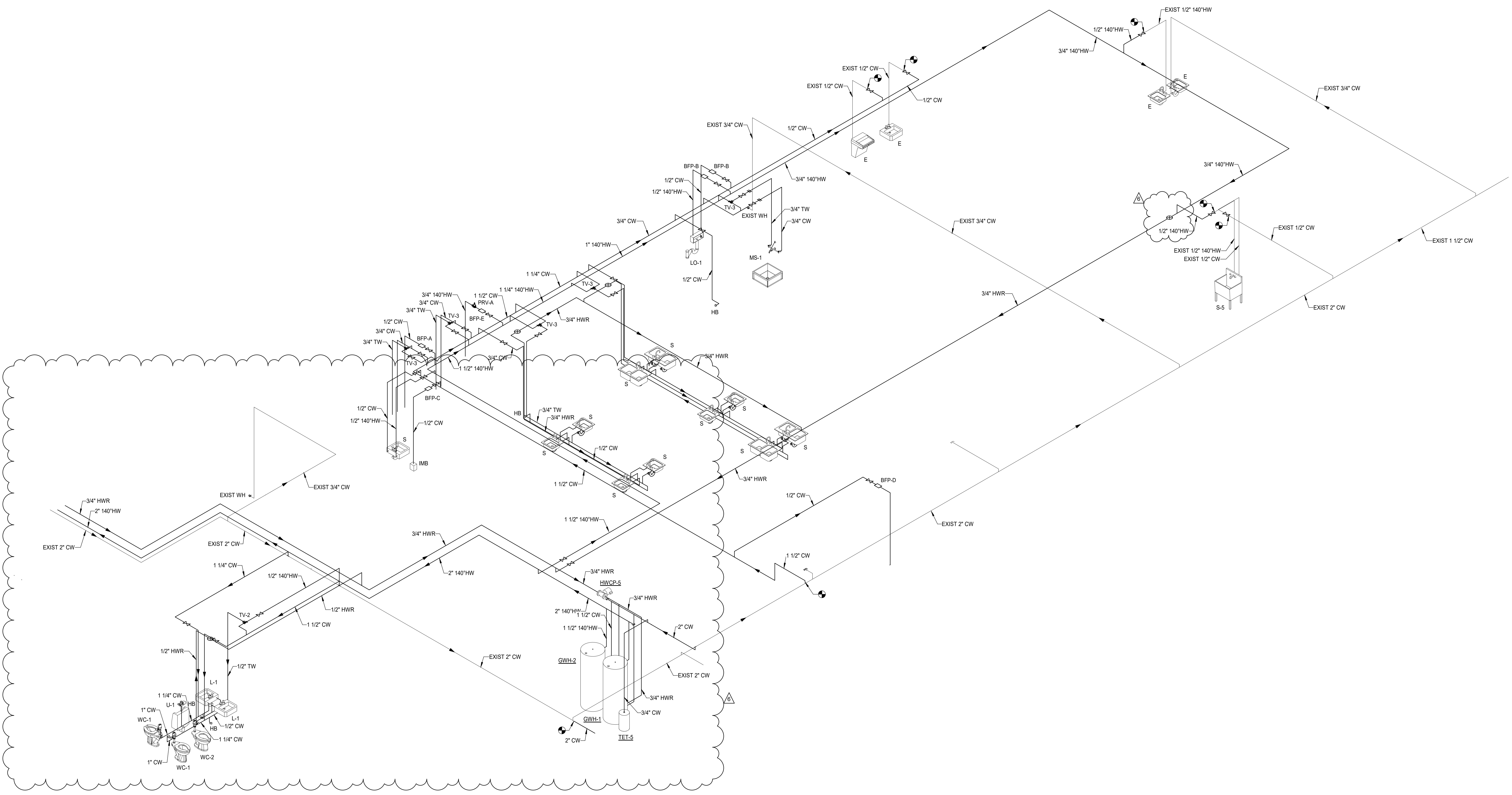
**RRMM**  
ARCHITECTS, PC  
28 Church Ave SW  
Roanoke, Virginia 24011  
(540)344-1212



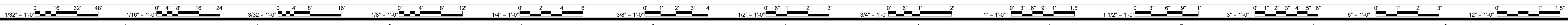
PROJECT SALEM HIGH SCHOOL ADDITIONS AND RENOVATIONS  
SALEM CITY SCHOOLS  
400 SPARTAN DRIVE  
SALEM, VA 24153

DRAWING **PLUMBING RISER DIAGRAMS - DOMESTIC WATER**

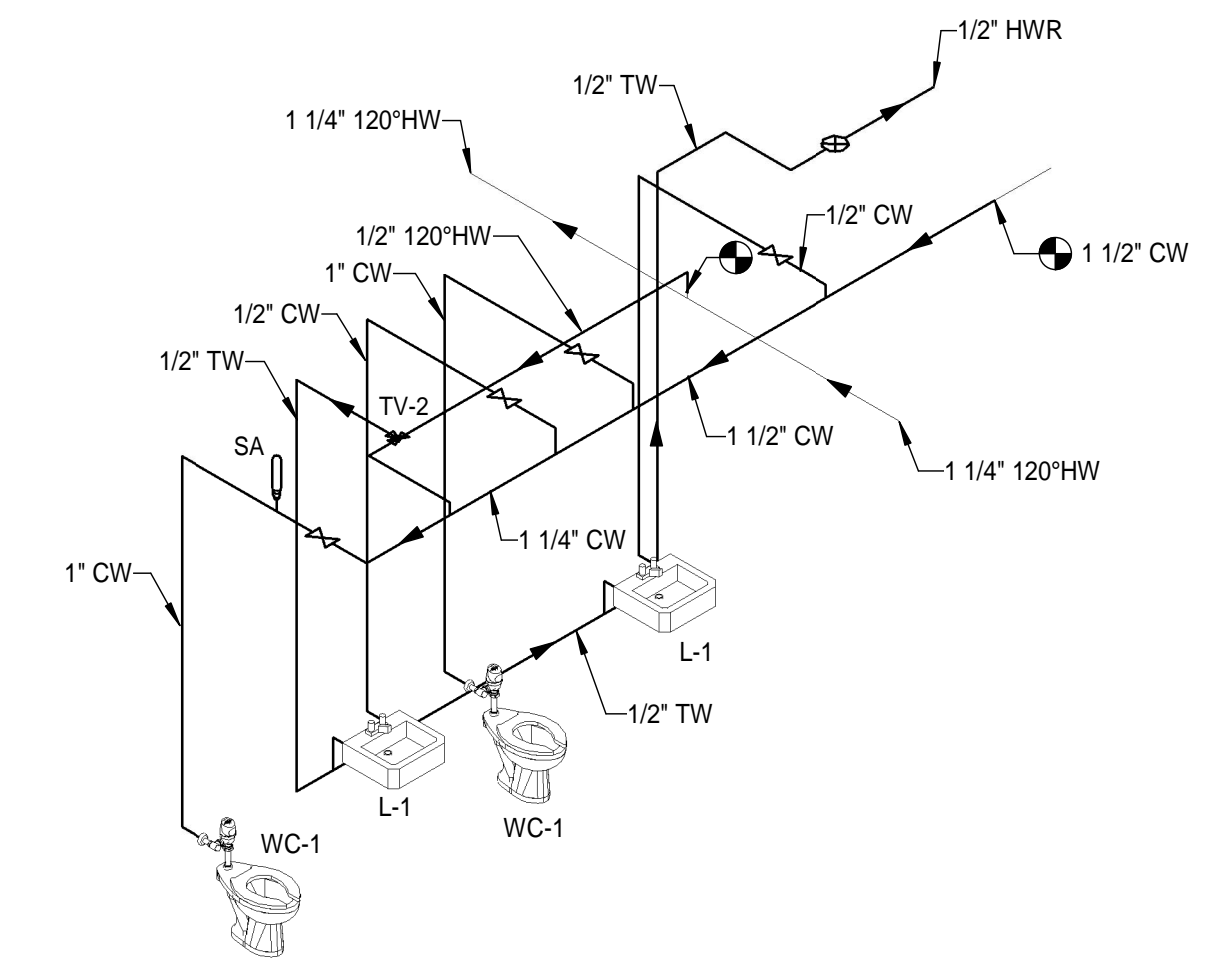
SHEET  
**P-507**



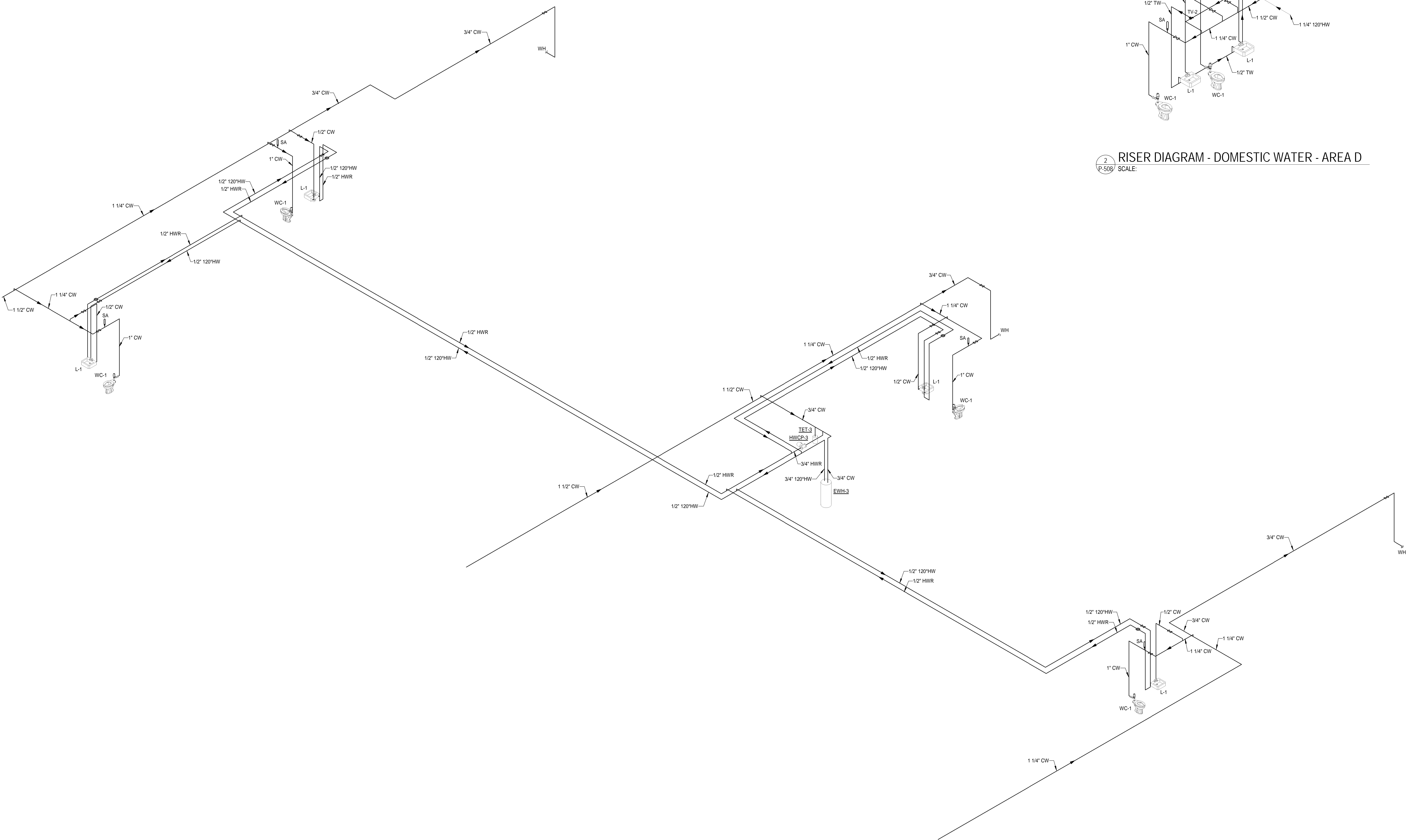
1 RISER DIAGRAM - DOMESTIC WATER - CULINARY  
P-507 SCALE:



3/17/2020 9:57:01 AM BIM 360//16231-04 Salem HS16410 MEP Central 2019.rvt




**2** RISER DIAGRAM - DOMESTIC WATER - AREA D  
P-508 SCALE:



**1** RISER DIAGRAM - DOMESTIC WATER - NORTH ADDITION  
P-508 SCALE:

MARK	DATE	BY	DESCRIPTION

DATE	PROJECT	DESIGNED	DRAWN	SHR	SHR	RWD
12-09-2019	15231-04					



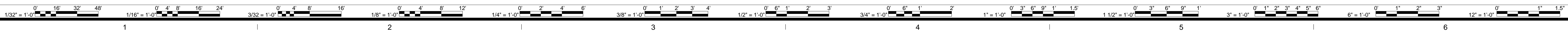
**RRMM ARCHITECTS, PC**  
28 Church Ave SW  
Roanoke, Virginia 24011  
(540)344-1212

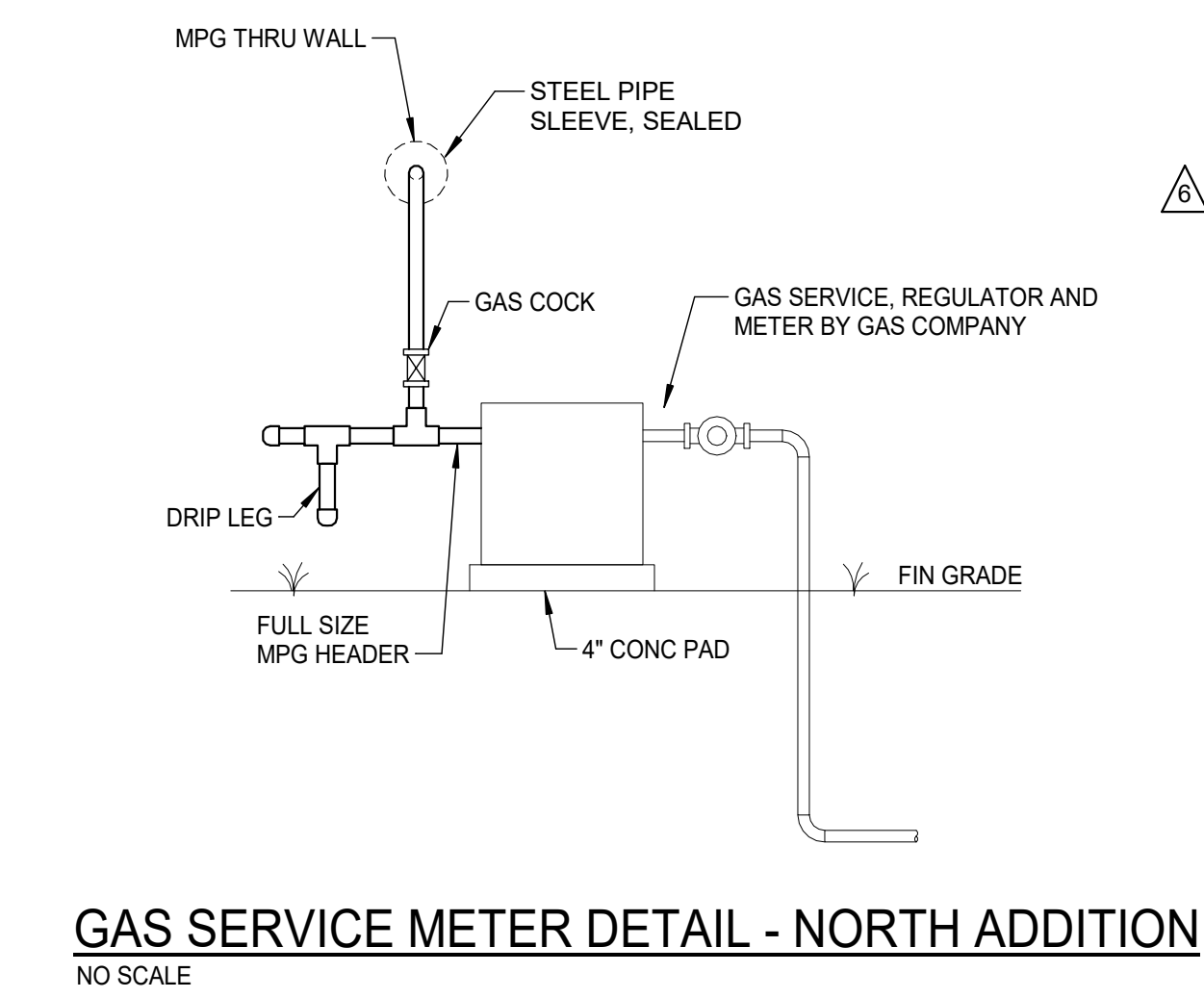
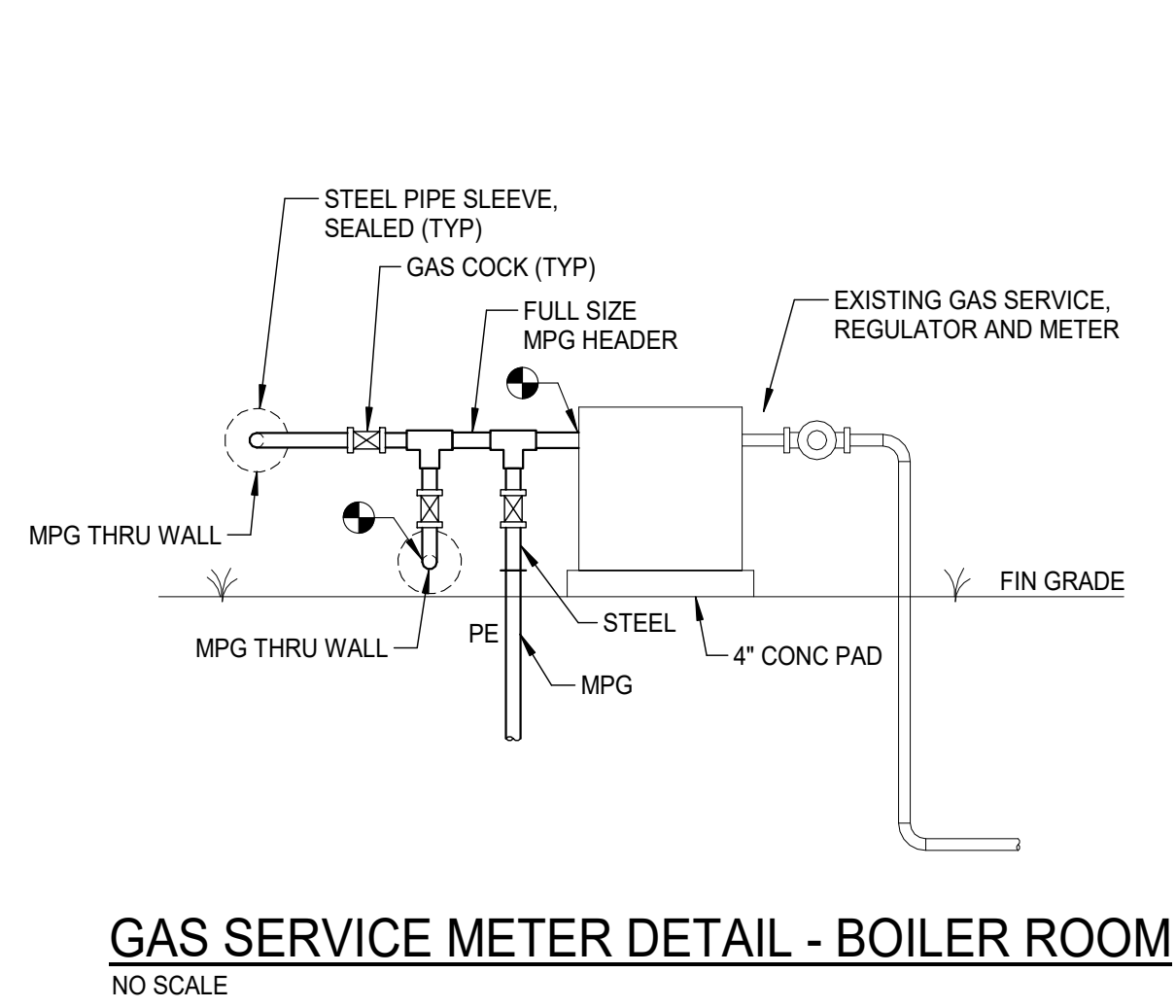
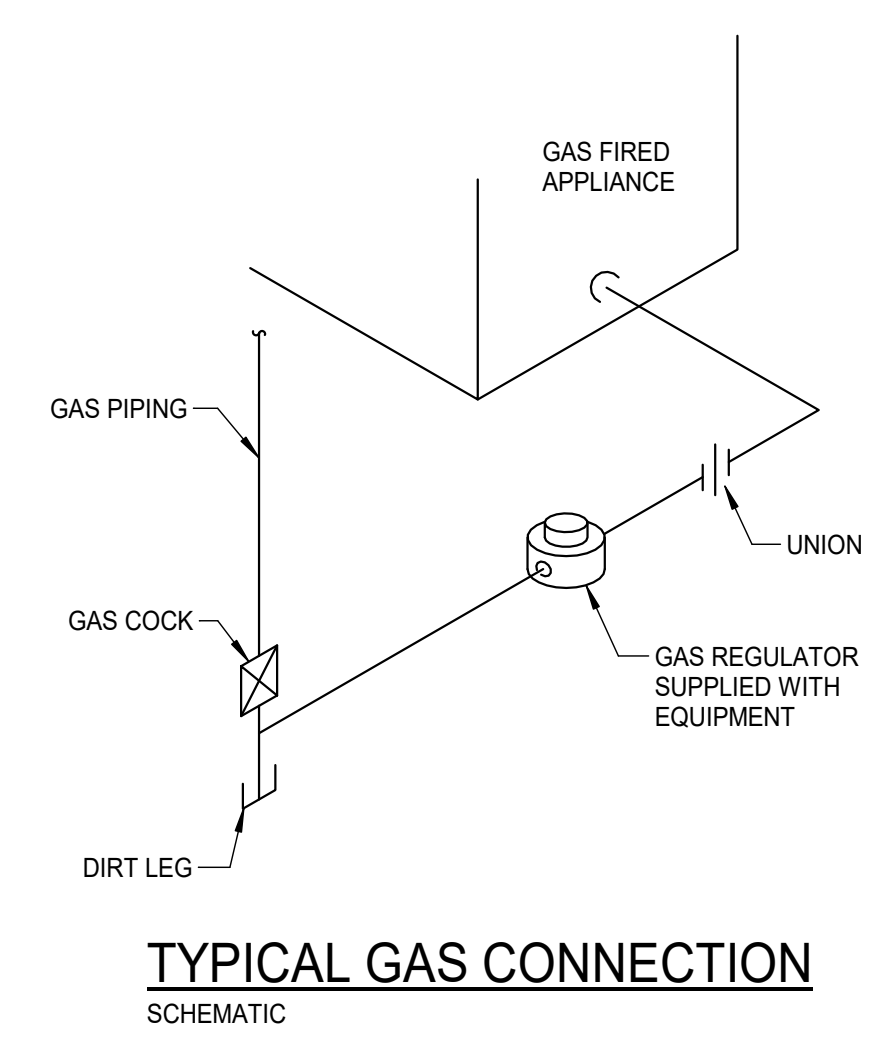
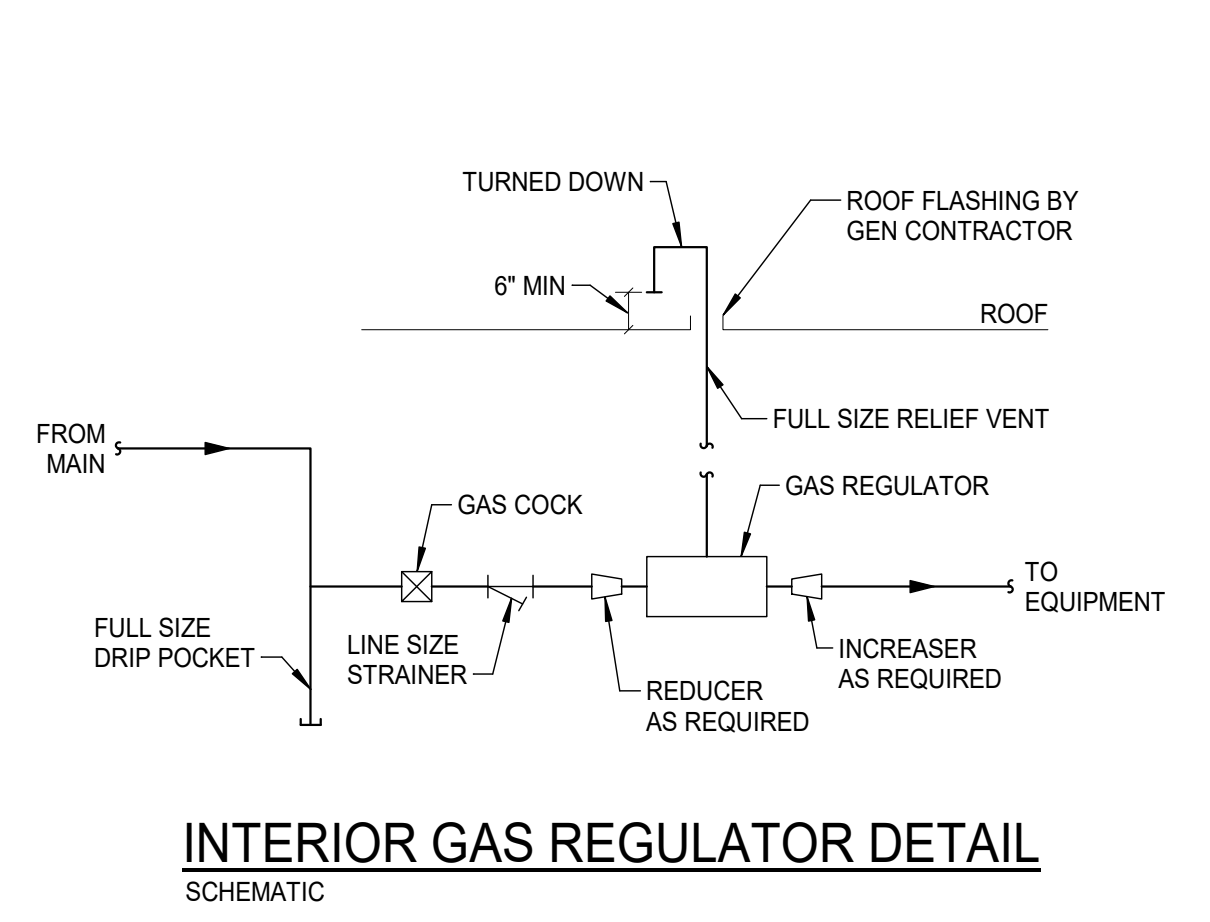


PROJECT **SALEM HIGH SCHOOL ADDITIONS AND RENOVATIONS**  
**SALEM CITY SCHOOLS**  
400 SPARTAN DRIVE  
SALEM, VA 24153

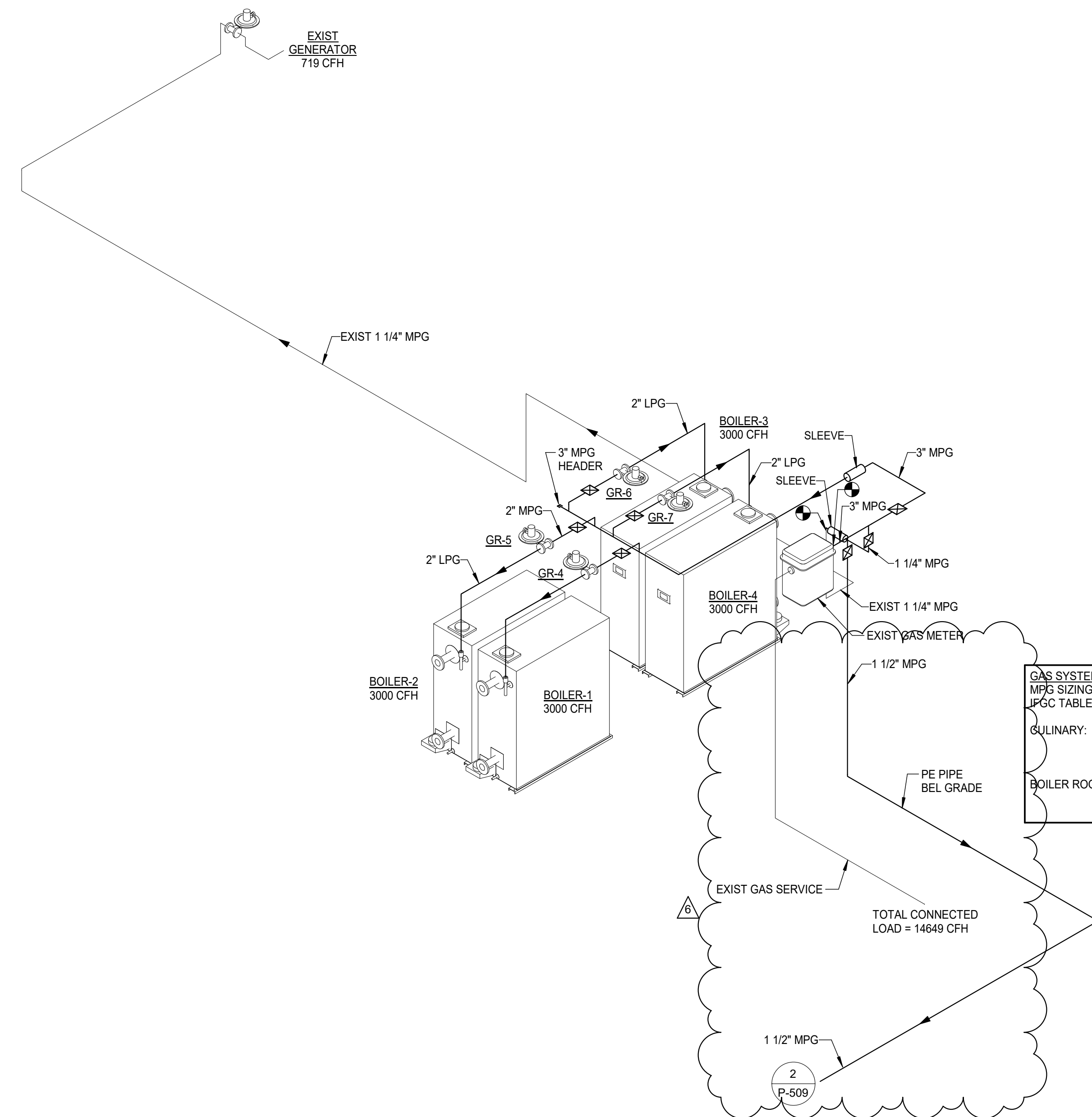
DRAWING **PLUMBING RISER DIAGRAMS - DOMESTIC WATER**

SHEET  
**P-508**

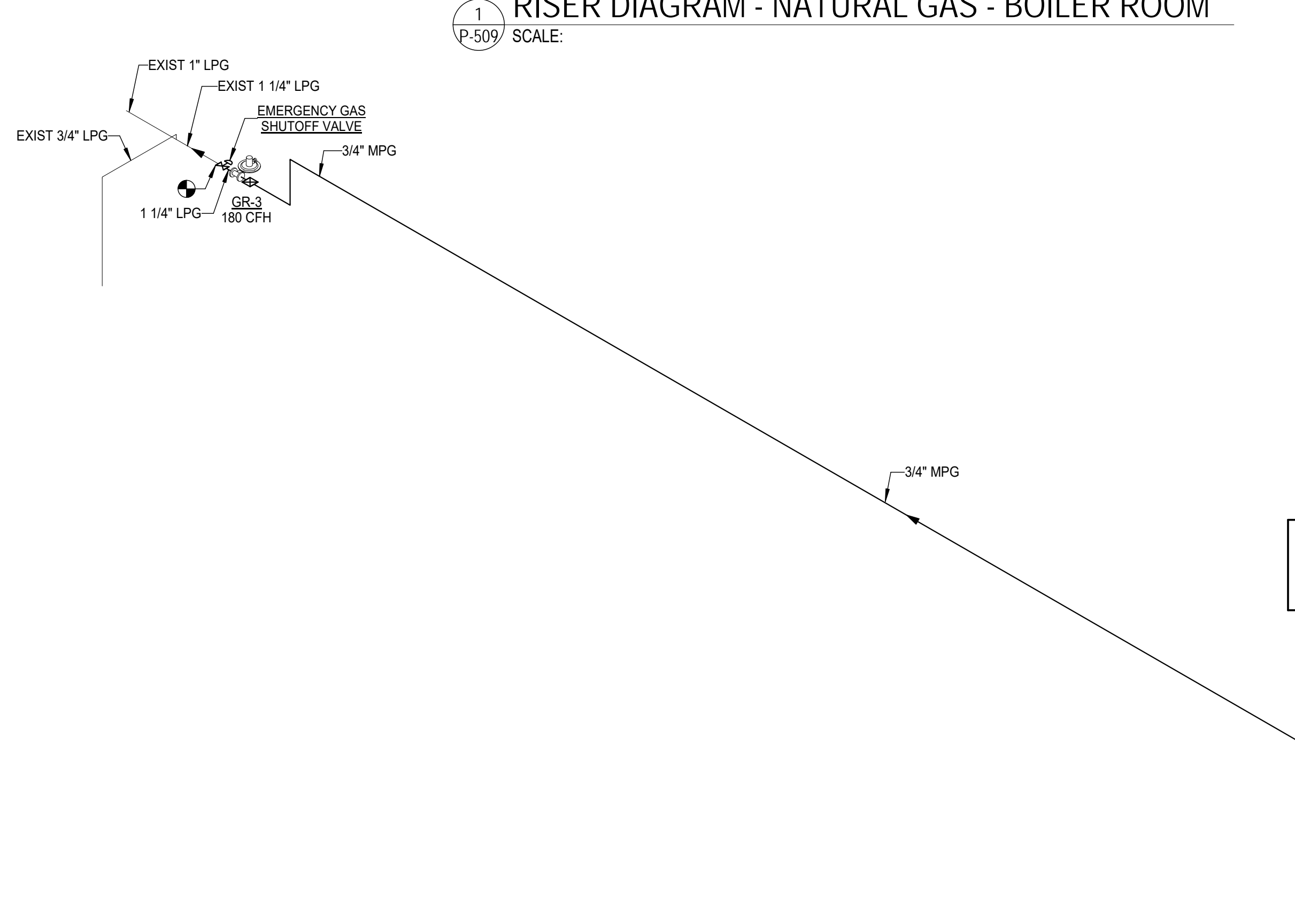
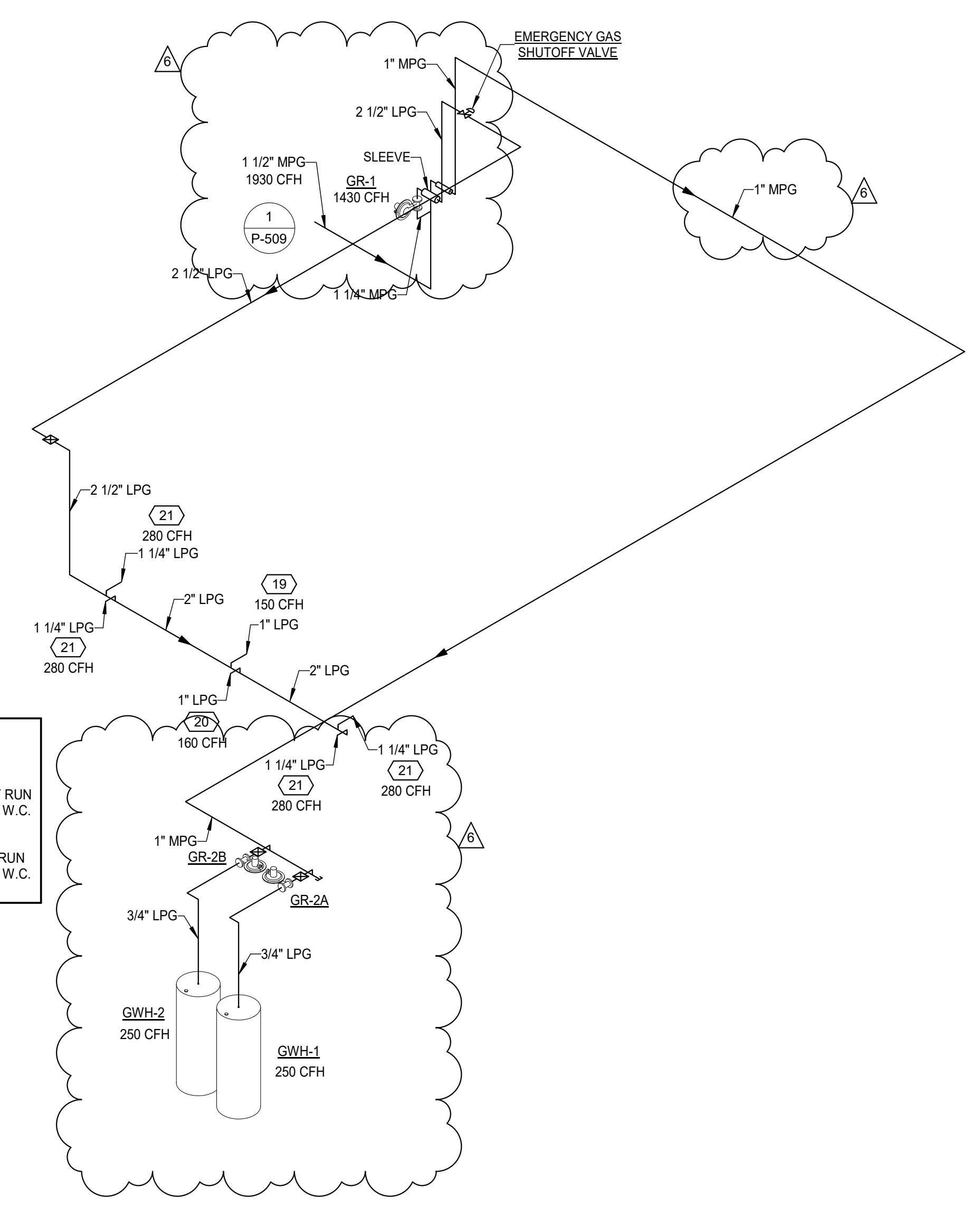




GAS REGULATOR SCHEDULE					
MARK	EQUIPMENT	CONNECTED LOAD, CFH	INLET PRESSURE	OUTLET PRESSURE	SPECIFIC GRAVITY
GR-1	CULINARY EQUIPMENT	1450	2-PSI	7"-11" W.C.	0.60
GR-2A	GWH-1	250	2-PSI	11"-14" W.C.	0.60
GR-2B	GWH-2	250	2-PSI	11"-14" W.C.	0.60
GR-3	EXISTING SCIENCE CLASSROOMS	180	2-PSI	7"-11" W.C.	0.60
GR-4	BOILER-1	3000	2-PSI	11"-14" W.C.	0.60
GR-5	BOILER-2	3000	2-PSI	11"-14" W.C.	0.60
GR-6	BOILER-3	3000	2-PSI	11"-14" W.C.	0.60
GR-7	BOILER-4	3000	2-PSI	11"-14" W.C.	0.60



**GAS SYSTEM SIZING CRITERIA:**  
 MPG SIZING BASED ON 300' DEVELOPED LENGTH OF LONGEST RUN  
 IFGC TABLE 402.4(5) FOR 2 PSI NATURAL GAS, 1.0 PSI PRESSURE DROP.  
 CULINARY: LPG SIZING BASED ON 125' DEVELOPED LENGTH OF LONGEST RUN  
 IFGC TABLE 402.4(2) FOR NATURAL GAS LESS THAN 2 PSI, 0.5" W.C. PRESSURE DROP.  
 BOILER ROOM: LPG SIZING BASED ON 10' DEVELOPED LENGTH OF LONGEST RUN  
 IFGC TABLE 402.4(2) FOR NATURAL GAS LESS THAN 2 PSI, 0.5" W.C. PRESSURE DROP.



**GAS SYSTEM SIZING CRITERIA:**  
 MPG SIZING BASED ON 250' DEVELOPED LENGTH OF LONGEST RUN  
 IFGC TABLE 402.4(5) FOR 2 PSI NATURAL GAS, 1.0 PSI PRESSURE DROP.  
 LPG SIZING BASED ON 350' DEVELOPED LENGTH OF LONGEST RUN  
 IFGC TABLE 402.4(2) FOR NATURAL GAS LESS THAN 2 PSI, 0.5" W.C. PRESSURE DROP.

**ASCENT**  
ENGINEERING GROUP  
5228 VALLEYFRONT PKWY, SUITE 4  
ROANOKE, VIRGINIA 24019  
(804) 964-4444

PROJECT: SALEM HIGH SCHOOL ADDITIONS AND RENOVATIONS  
SALEM CITY SCHOOLS  
400 SPARTAN DRIVE  
SALEM, VA 24153

DRAWING: PLUMBING RISER DIAGRAMS - NATURAL GAS

DATE: 12-09-2019  
PROJECT: 15233-04  
DESIGNED: SHR  
DRAWN: SHR  
CHECKED: RWD

PROPOSAL REQUEST 02

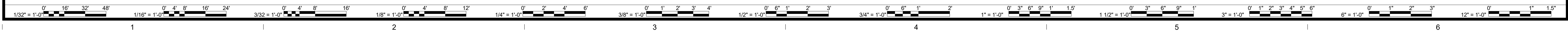
DATE: 3/17/20  
PROJECT: 15233-04  
DESIGNED: SHR  
DRAWN: SHR  
CHECKED: RWD

MARK: 6  
DATE: 3/17/20  
BY: SHR  
REVISIONS: 6

DAVID L. ROLLER  
Lic No. 036362


SHEET: P-509

3/17/2020 9:27:11 AM  
BIN: 360/16231-04\_Salem\_HSH15410\_MEP\_Central\_2019.rvt



Proposal Request 02	DESCRIPTION
3/17/20	BY
6	MARK DATE
	REVISIONS

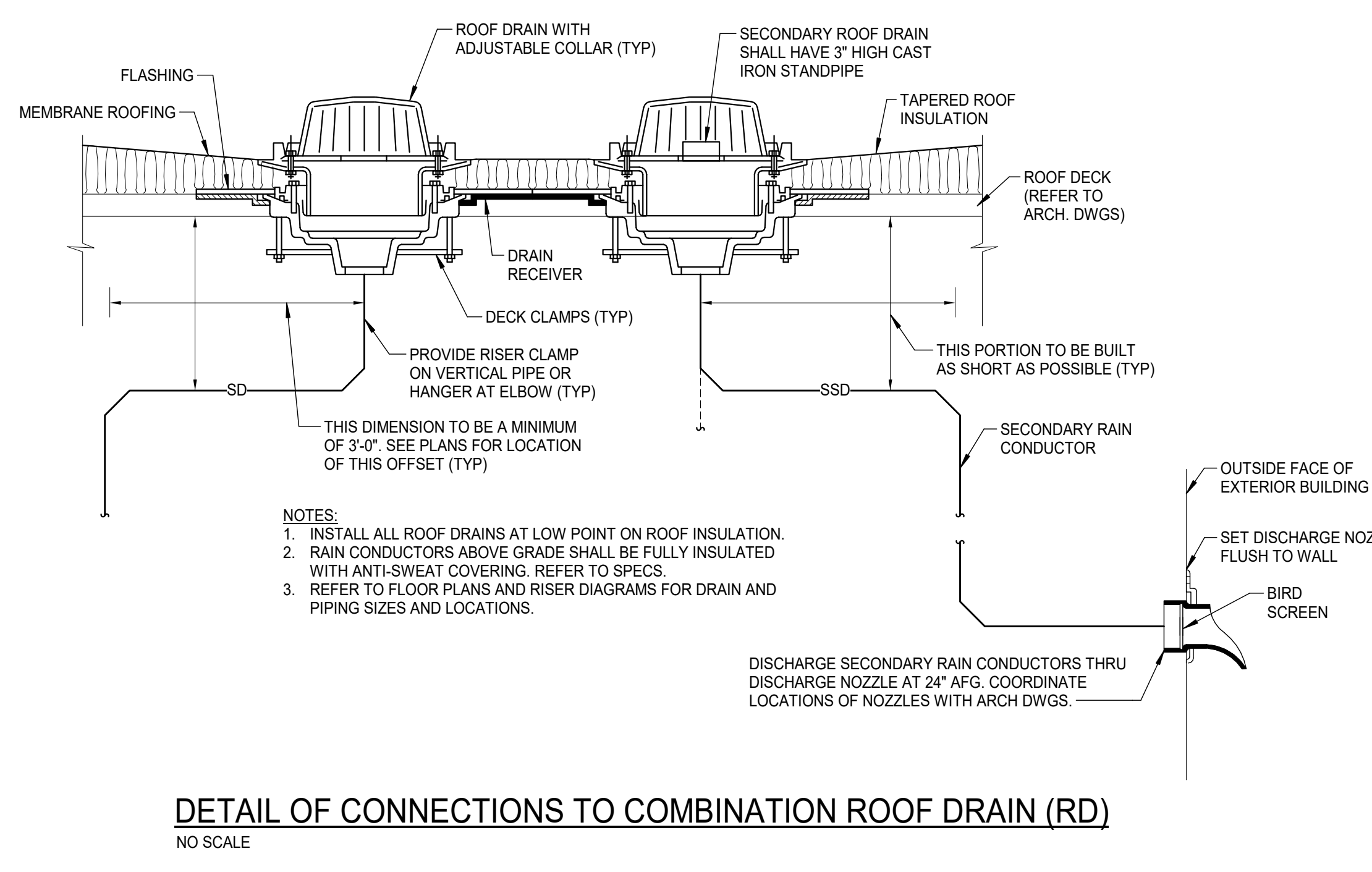
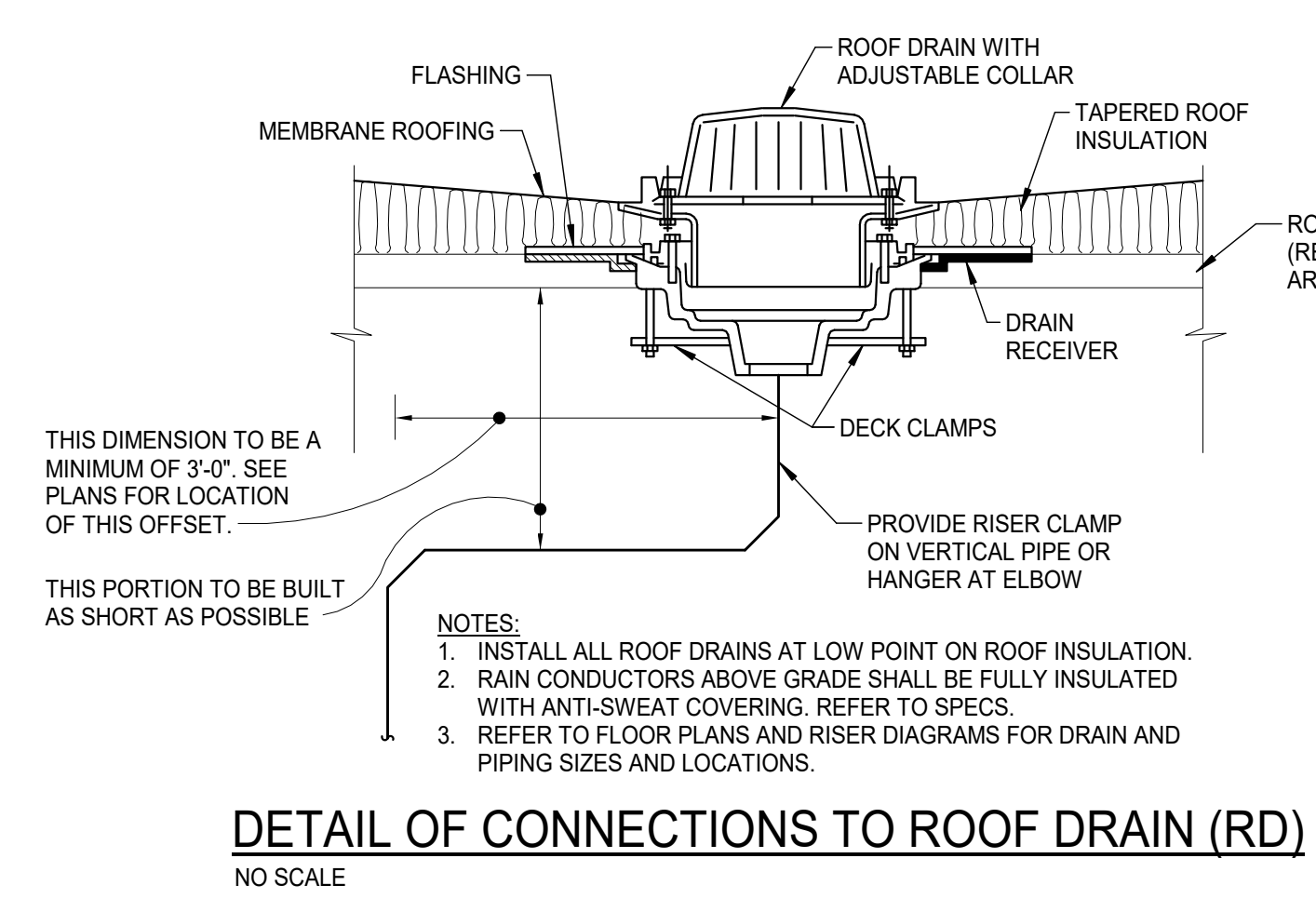
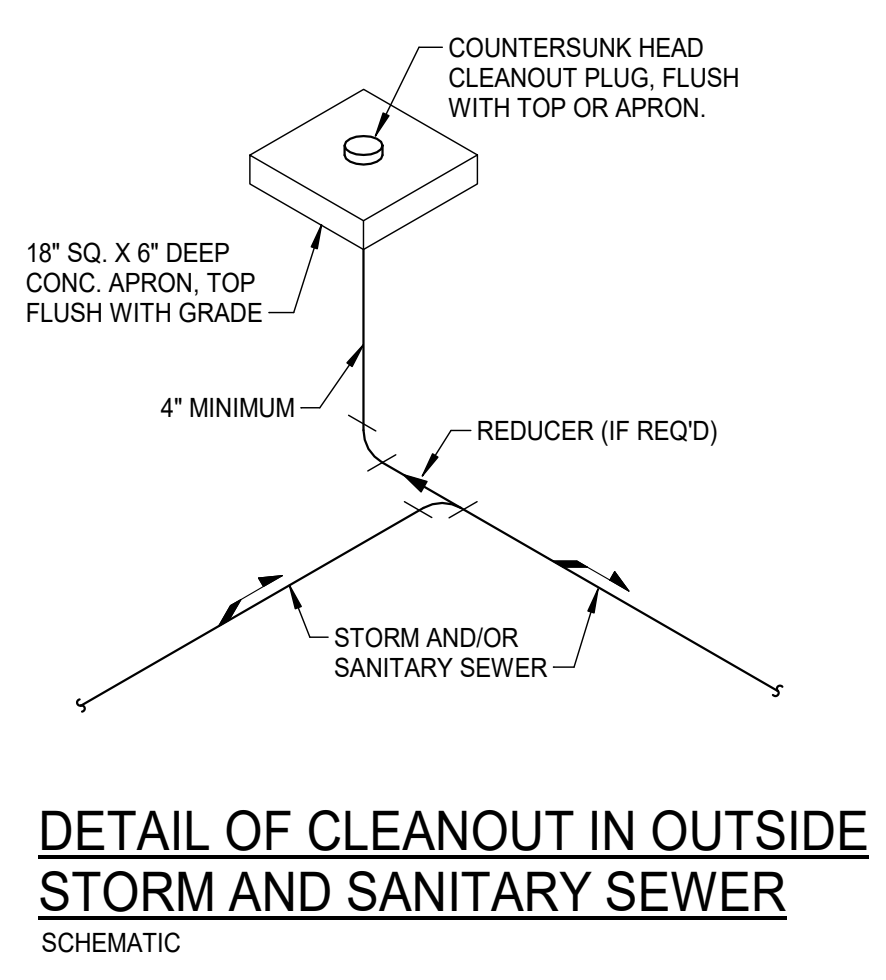
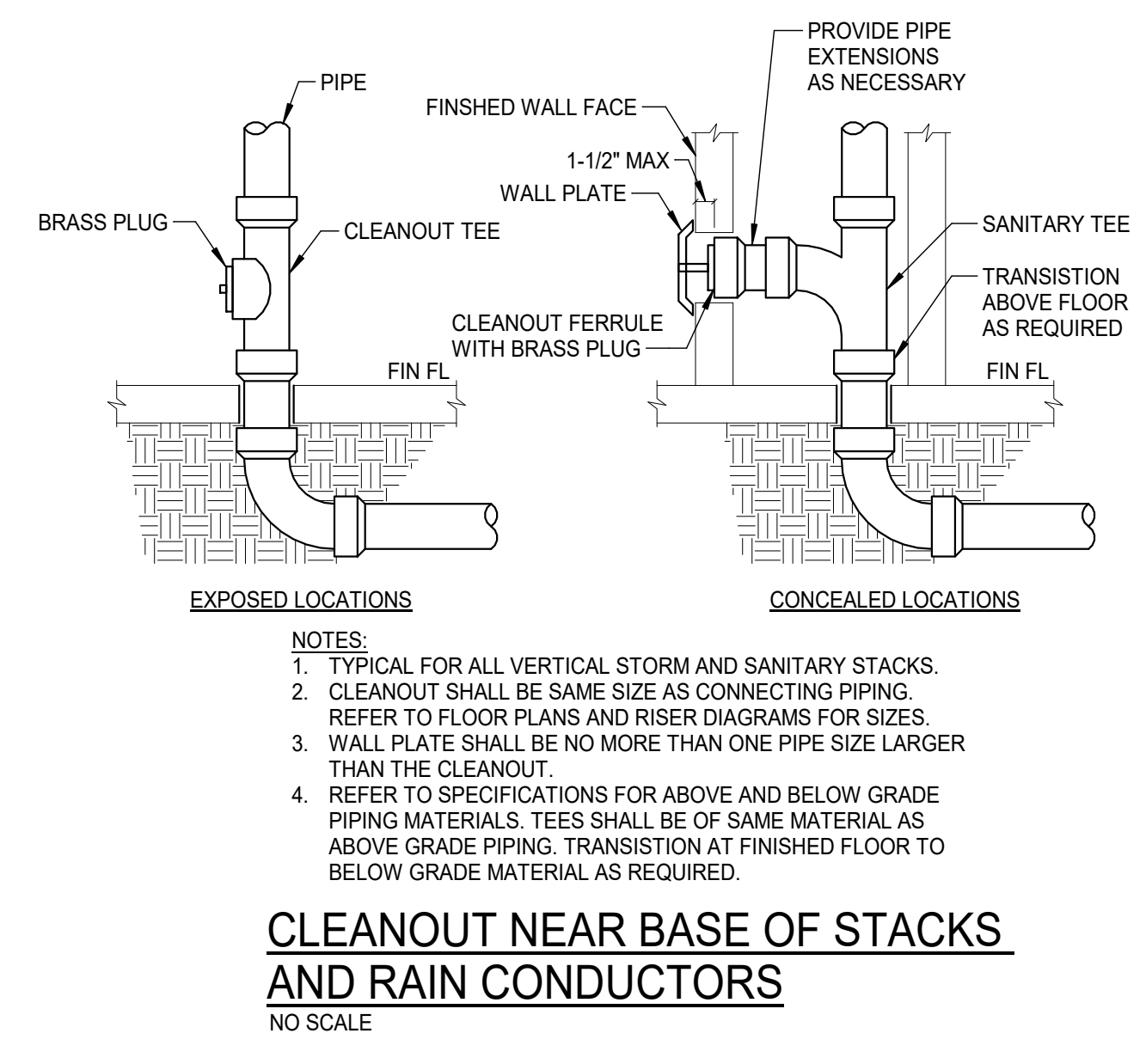
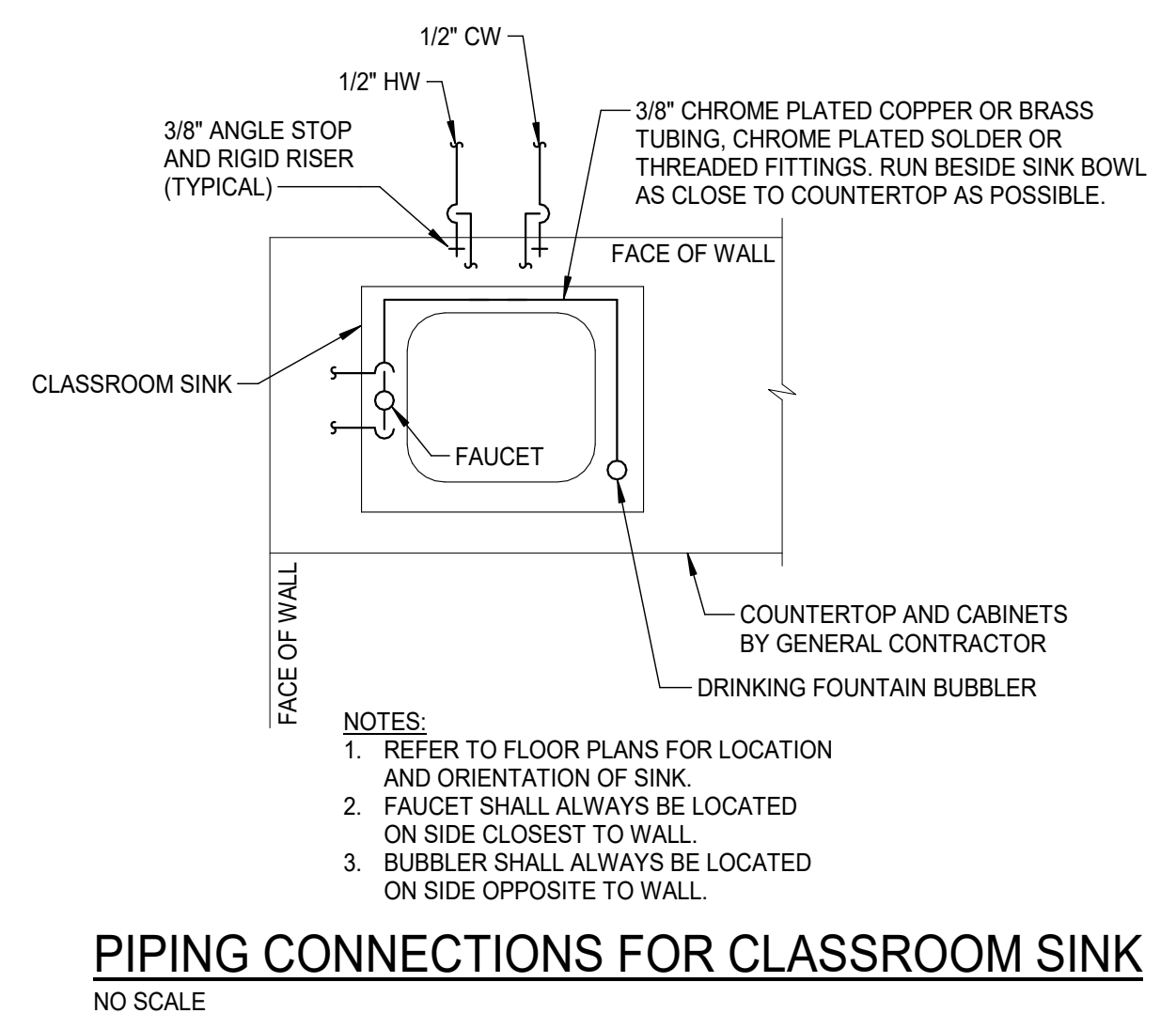
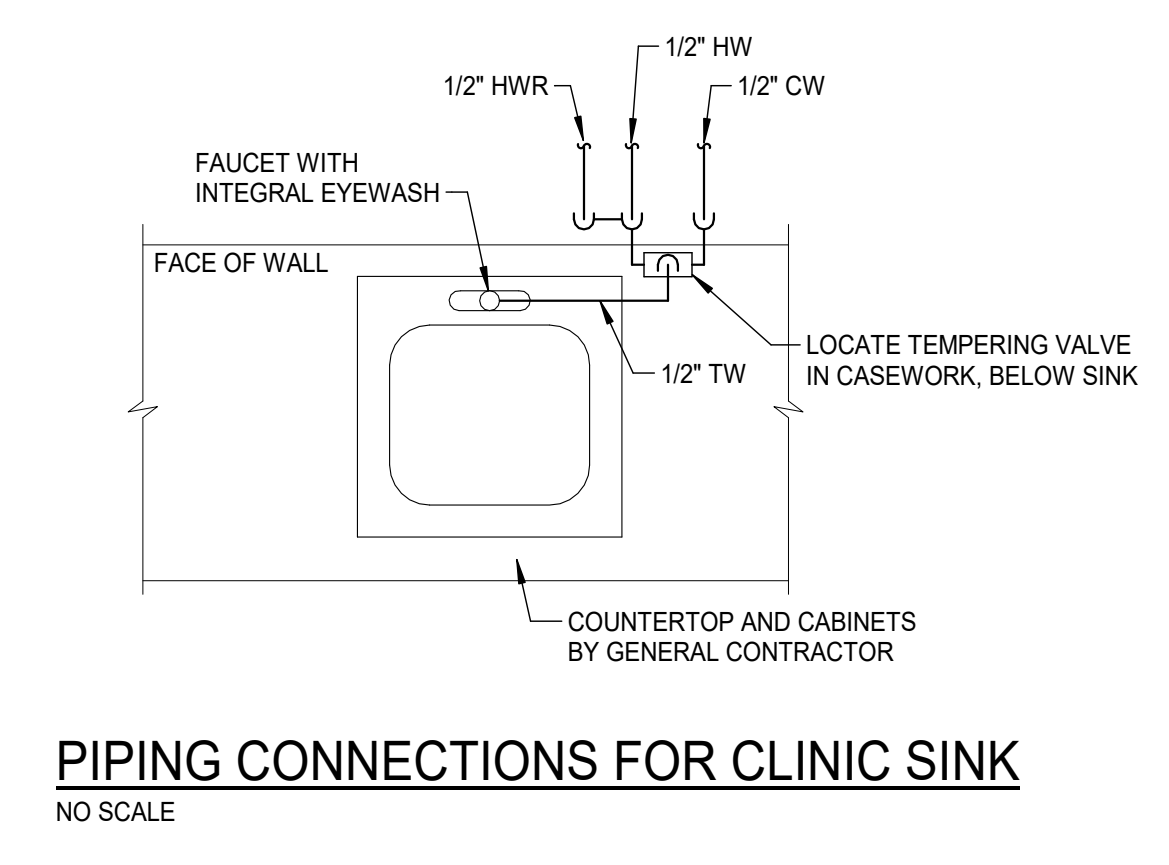
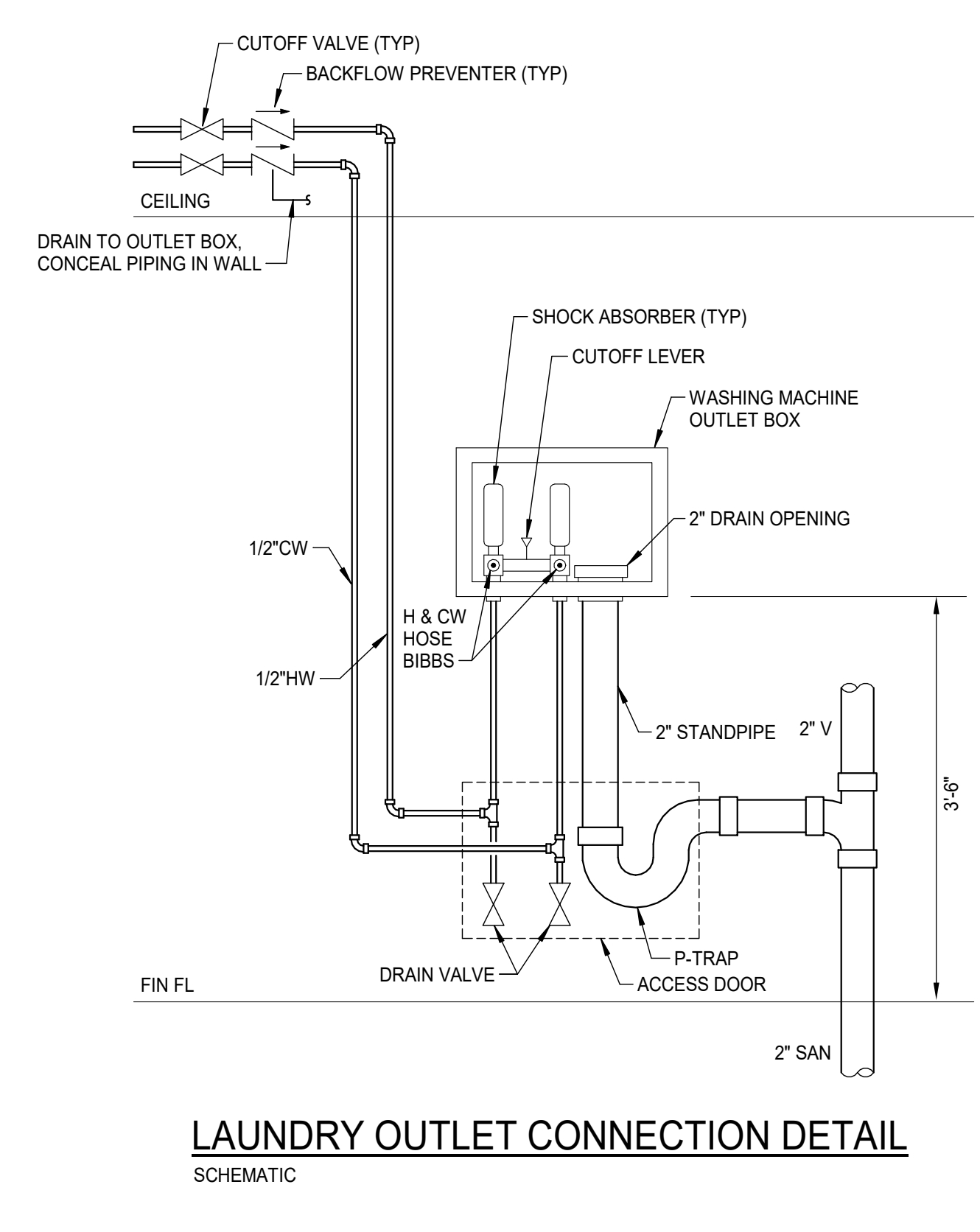
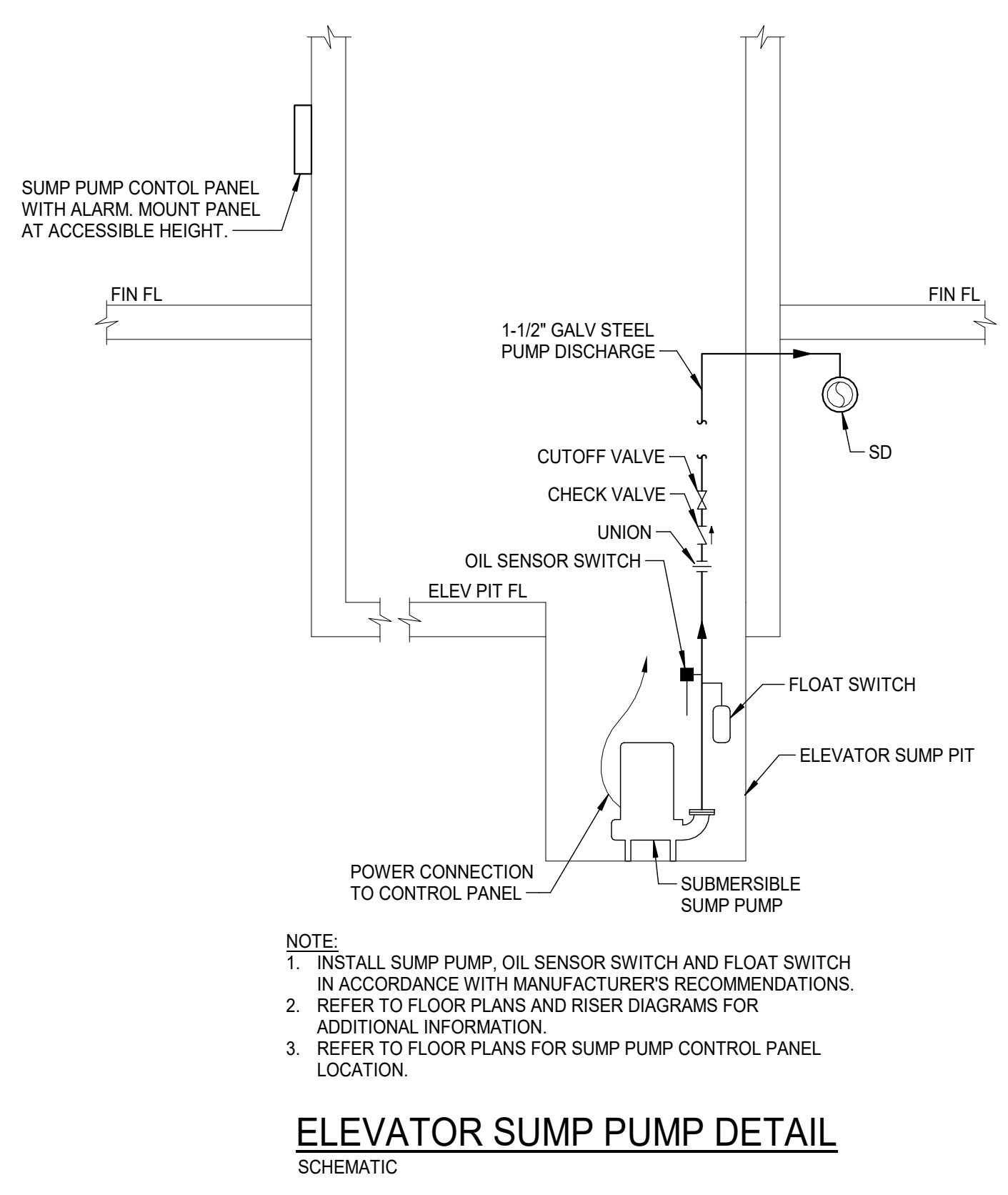
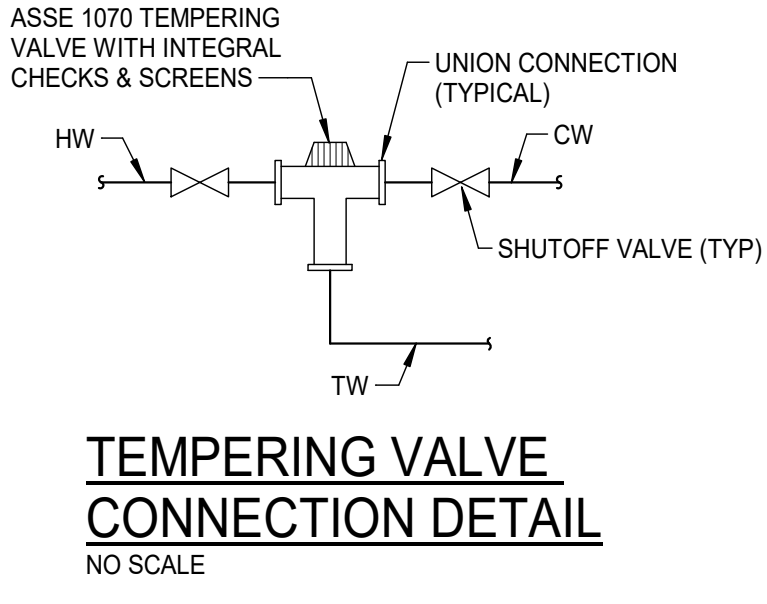
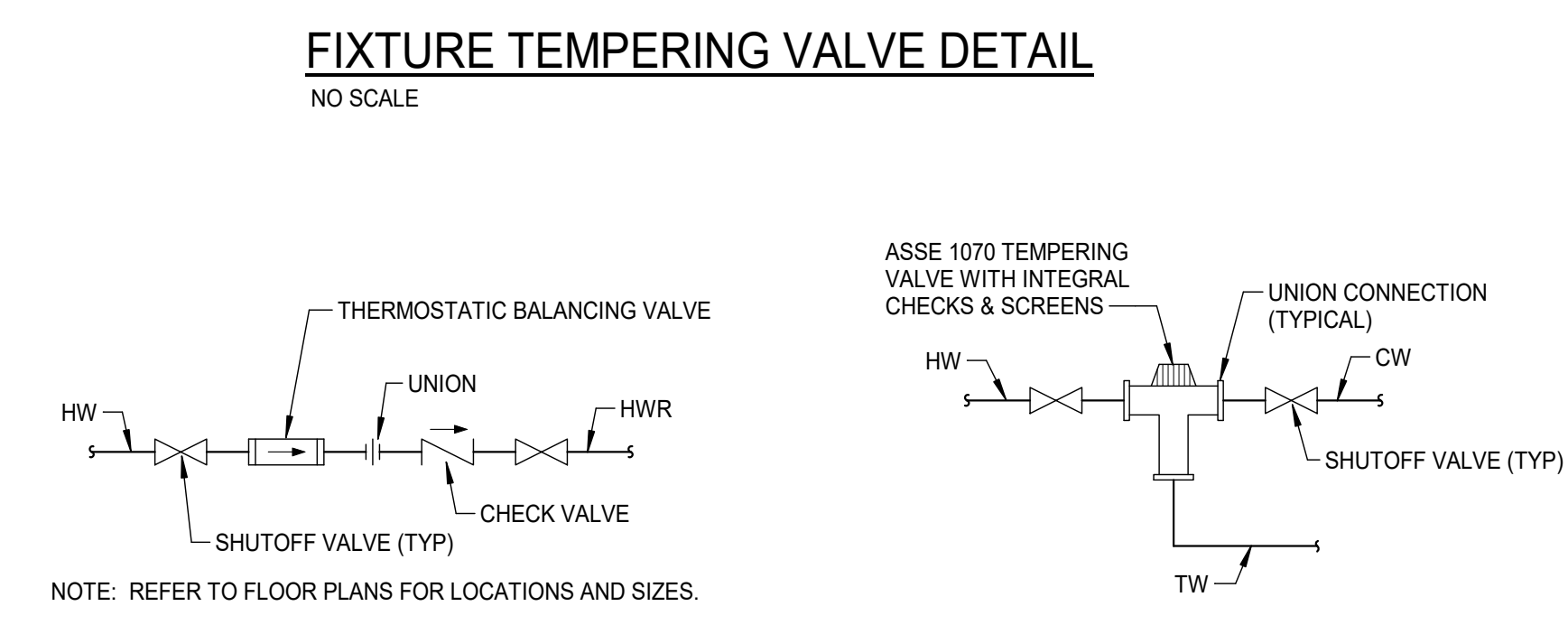
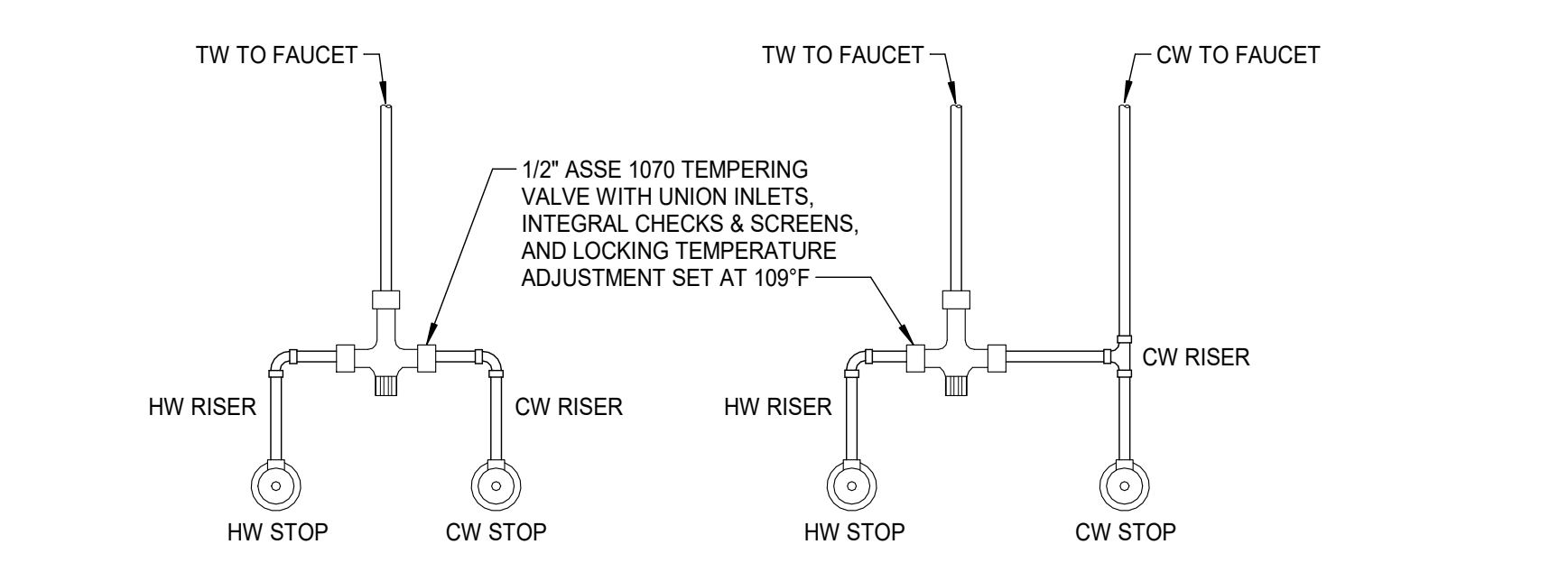
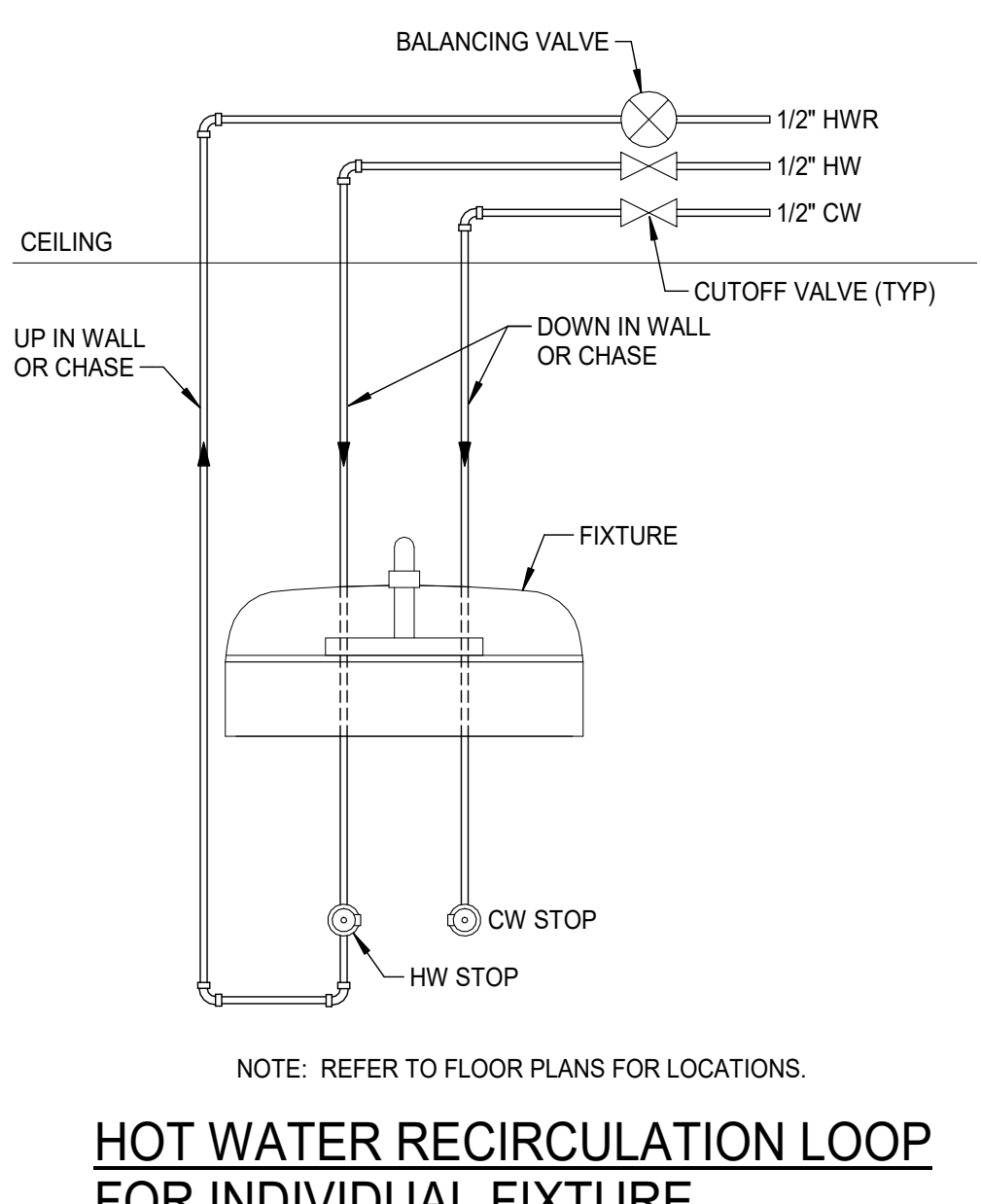
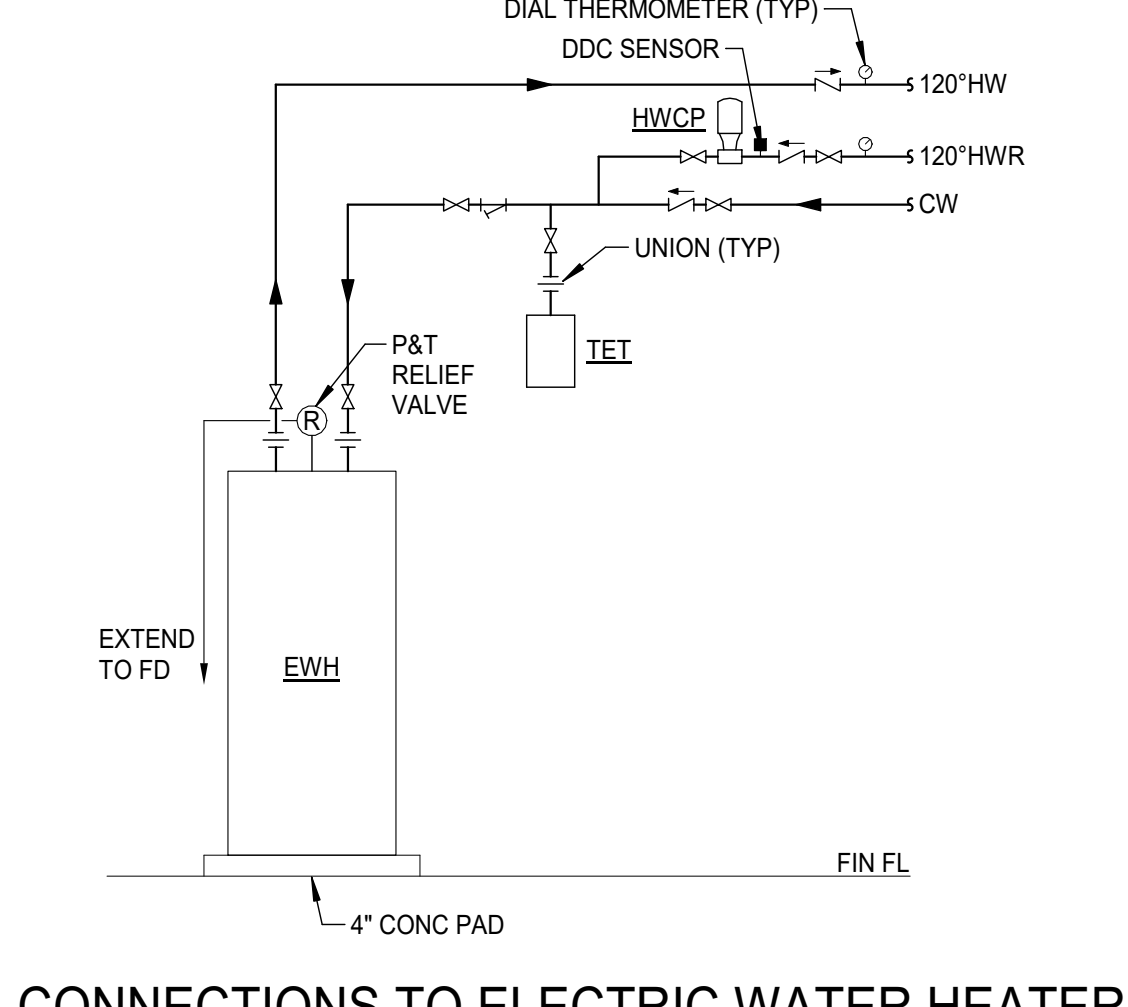
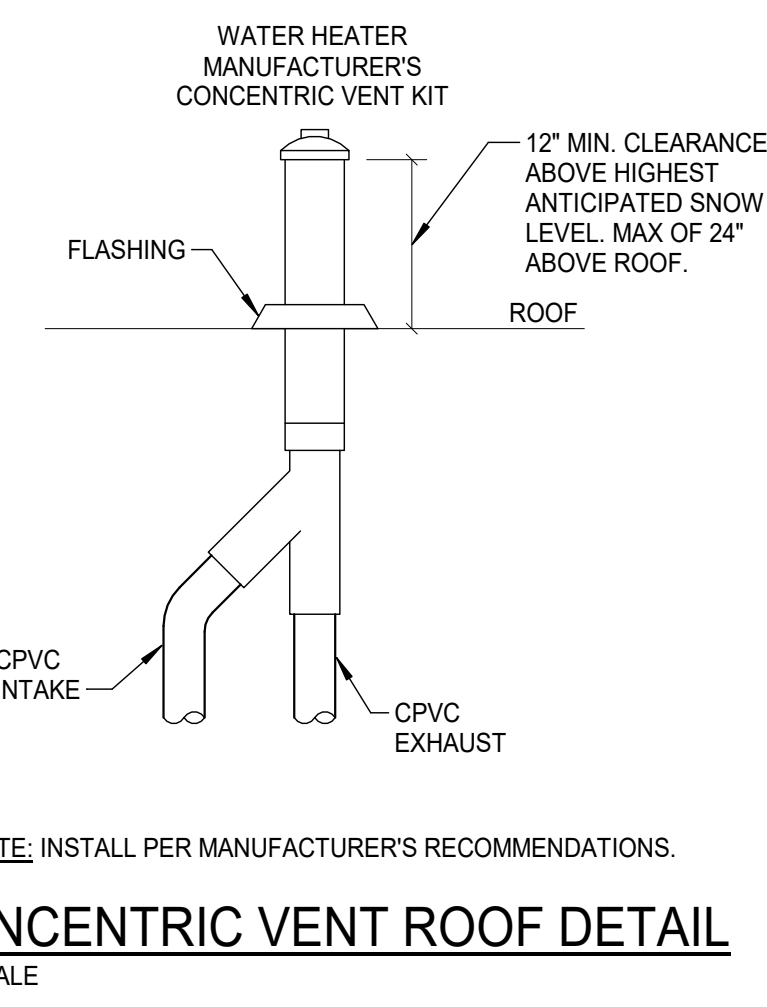
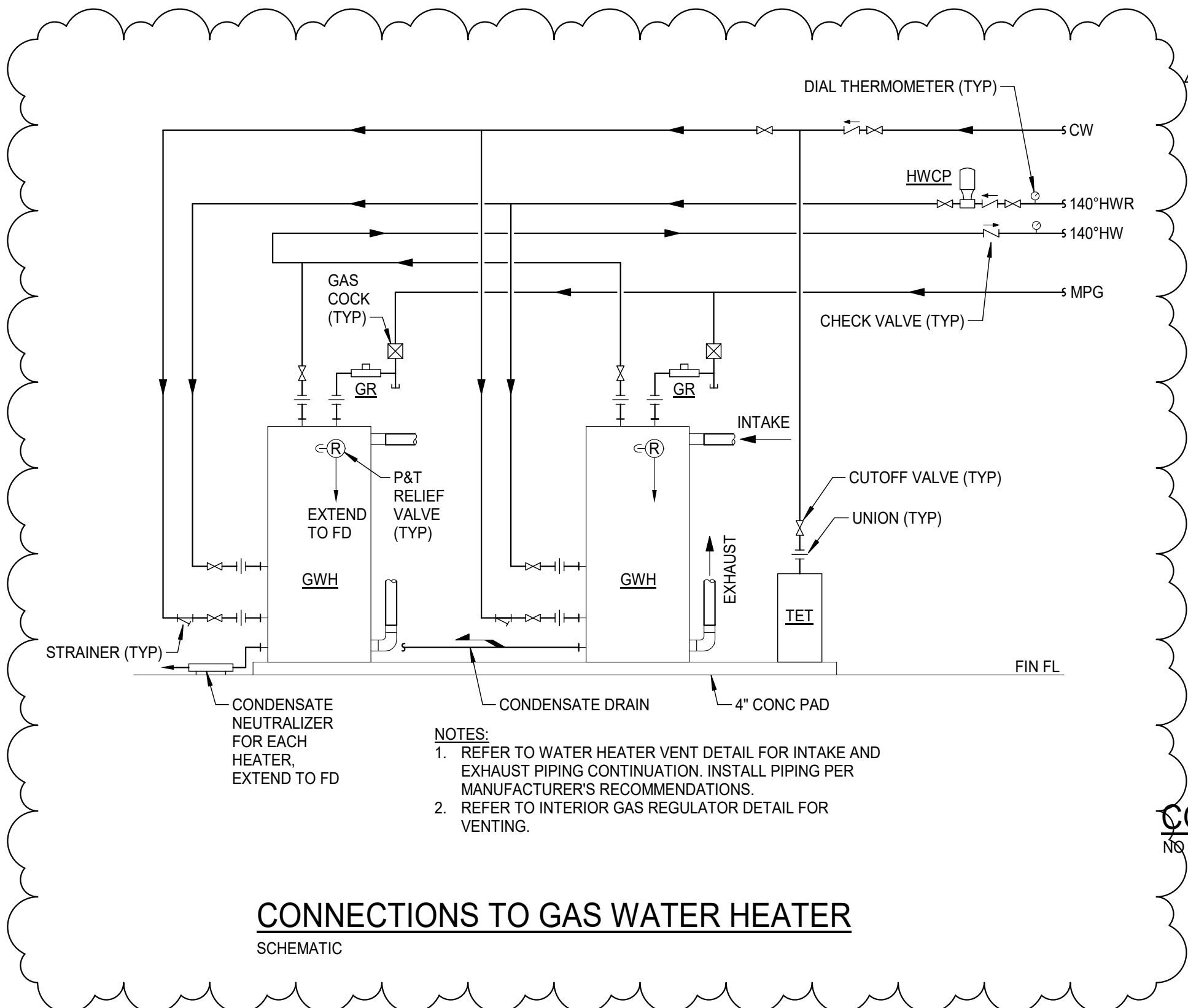
DATE	12-09-2019	SHR	SHR	RWD
PROJECT	15231-04	DESIGNED	DRAWN	CHECKED



**RRMM**  
ARCHITECTS, PC  
28 Church Ave SW  
Roanoke, Virginia 24011  
(540)344-1212



SALEM HIGH SCHOOL ADDITIONS AND RENOVATIONS  
SALEM CITY SCHOOLS  
400 SPARTAN DRIVE  
SALEM, VA 24153  
PROJECT  
DRAWING  
PLUMBING DETAILS



3/17/2020 9:46:53 AM BIM 360//16231-04 Salem HS18410 MEP Central 2019.rvt